

Branching Networks II

Complex Networks

CSYS/MATH 303, Spring, 2011

Prof. Peter Dodds

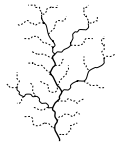
Department of Mathematics & Statistics
Center for Complex Systems
Vermont Advanced Computing Center
University of Vermont



Licensed under the Creative Commons Attribution-NonCommercial-ShareAlike 3.0 License.

Branching Networks II

Horton ⇔ Tokunaga
Reducing Horton
Scaling relations
Fluctuations
Models
Nutshell
References



1 of 74

Let us make them happy

We need one more ingredient:

Space-fillingness

- ▶ A network is **space-filling** if the average distance between adjacent streams is roughly constant.
- ▶ Reasonable for river and cardiovascular networks
- ▶ For river networks:
Drainage density ρ_{dd} = inverse of typical distance between channels in a landscape.
- ▶ In terms of basin characteristics:

$$\rho_{dd} \approx \frac{\sum \text{stream segment lengths}}{\text{basin area}} = \frac{\sum_{\omega=1}^{\Omega} n_{\omega} \bar{s}_{\omega}}{a_{\Omega}}$$

Branching Networks II

Horton ⇔ Tokunaga
Reducing Horton
Scaling relations
Fluctuations
Models
Nutshell
References



4 of 74

Outline

Horton ⇔ Tokunaga

Reducing Horton

Scaling relations

Fluctuations

Models

Nutshell

References

Branching Networks II

Horton ⇔ Tokunaga
Reducing Horton
Scaling relations
Fluctuations
Models
Nutshell
References

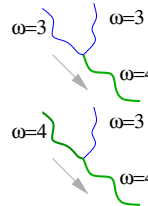


2 of 74

More with the happy-making thing

Start with Tokunaga's law: $T_k = T_1 R_T^{k-1}$

- ▶ Start looking for Horton's stream number law: $n_{\omega}/n_{\omega+1} = R_n$.
- ▶ Estimate n_{ω} , the number of streams of order ω in terms of other $n_{\omega'}$, $\omega' > \omega$.
- ▶ Observe that each stream of order ω terminates by either:



1. Running into another stream of order ω and generating a stream of order $\omega + 1$...
▶ $2n_{\omega+1}$ streams of order ω do this
2. Running into and being absorbed by a stream of higher order $\omega' > \omega$...
▶ $n_{\omega'} T_{\omega'-\omega}$ streams of order ω do this

Branching Networks II

Horton ⇔ Tokunaga
Reducing Horton
Scaling relations
Fluctuations
Models
Nutshell
References



5 of 74

Can Horton and Tokunaga be happy?

Horton and Tokunaga seem different:

- ▶ In terms of network architecture, Horton's laws appear to contain less detailed information than Tokunaga's law.
- ▶ Oddly, Horton's laws have **four** parameters and Tokunaga has **two** parameters.
- ▶ R_n , R_a , R_{ℓ} , and R_s versus T_1 and R_T . One simple redundancy: $R_{\ell} = R_s$. Insert question 2, assignment 2 (田)
- ▶ To make a connection, clearest approach is to start with Tokunaga's law...
- ▶ Known result: Tokunaga → Horton [18, 19, 20, 9, 2]

Branching Networks II

Horton ⇔ Tokunaga
Reducing Horton
Scaling relations
Fluctuations
Models
Nutshell
References



3 of 74

More with the happy-making thing

Putting things together:

▶

$$n_{\omega} = \underbrace{2n_{\omega+1}}_{\text{generation}} + \sum_{\omega'=\omega+1}^{\Omega} \underbrace{T_{\omega'-\omega} n_{\omega'}}_{\text{absorption}}$$

- ▶ Use Tokunaga's law and manipulate expression to create R_n 's.
- ▶ Insert question 3, assignment 2 (田)
- ▶ Solution:

$$R_n = \frac{(2 + R_T + T_1) \pm \sqrt{(2 + R_T + T_1)^2 - 8R_T}}{2}$$

(The larger value is the one we want.)

Branching Networks II

Horton ⇔ Tokunaga
Reducing Horton
Scaling relations
Fluctuations
Models
Nutshell
References



6 of 74

Finding other Horton ratios

Connect Tokunaga to R_s

- ▶ Now use uniform drainage density ρ_{dd} .
- ▶ Assume side streams are roughly separated by distance $1/\rho_{dd}$.
- ▶ For an order ω **stream segment**, expected length is

$$\bar{s}_\omega \simeq \rho_{dd}^{-1} \left(1 + \sum_{k=1}^{\omega-1} T_k \right)$$

- ▶ Substitute in Tokunaga's law $T_k = T_1 R_T^{k-1}$:

$$\bar{s}_\omega \simeq \rho_{dd}^{-1} \left(1 + T_1 \sum_{k=1}^{\omega-1} R_T^{k-1} \right) \propto R_T^\omega$$

Branching Networks II

Horton \Leftrightarrow Tokunaga

Reducing Horton

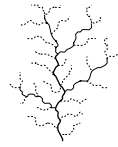
Scaling relations

Fluctuations

Models

Nutshell

References



7 of 74

Horton and Tokunaga are happy

The other way round

- ▶ Note: We can invert the expressions for R_n and R_ℓ to find Tokunaga's parameters in terms of Horton's parameters.

$$R_T = R_\ell,$$

▶

$$T_1 = R_n - R_\ell - 2 + 2R_\ell/R_n.$$

- ▶ Suggests we should be able to argue that Horton's laws imply Tokunaga's laws (if drainage density is uniform)...

Branching Networks II

Horton \Leftrightarrow Tokunaga

Reducing Horton

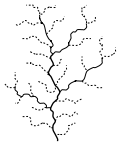
Scaling relations

Fluctuations

Models

Nutshell

References



10 of 74

Horton and Tokunaga are happy

Altogether then:

$$\Rightarrow \bar{s}_\omega / \bar{s}_{\omega-1} = R_T \Rightarrow R_s = R_T$$

- ▶ Recall $R_\ell = R_s$ so

$$R_\ell = R_s = R_T$$

- ▶ And from before:

$$R_n = \frac{(2 + R_T + T_1) + \sqrt{(2 + R_T + T_1)^2 - 8R_T}}{2}$$

Branching Networks II

Horton \Leftrightarrow Tokunaga

Reducing Horton

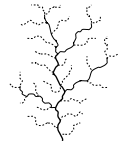
Scaling relations

Fluctuations

Models

Nutshell

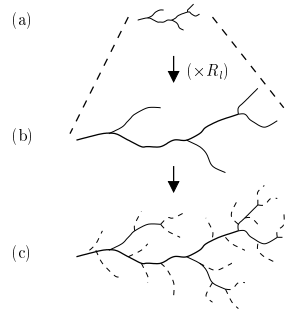
References



8 of 74

Horton and Tokunaga are friends

From Horton to Tokunaga^[2]



- ▶ Assume Horton's laws hold for number and length
- ▶ Start with picture showing an order ω stream and order $\omega - 1$ generating and side streams.
- ▶ Scale up by a factor of R_ℓ , orders increment to $\omega + 1$ and ω .
- ▶ Maintain drainage density by adding new order $\omega - 1$ streams

Branching Networks II

Horton \Leftrightarrow Tokunaga

Reducing Horton

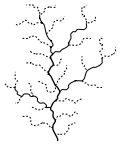
Scaling relations

Fluctuations

Models

Nutshell

References



11 of 74

Horton and Tokunaga are happy

Some observations:

- ▶ R_n and R_ℓ depend on T_1 and R_T .
- ▶ Seems that R_a must as well...
- ▶ Suggests Horton's laws must contain some redundancy
- ▶ We'll in fact see that $R_a = R_n$.
- ▶ Also: Both Tokunaga's law and Horton's laws can be generalized to relationships between non-trivial statistical distributions.^[3, 4]

Branching Networks II

Horton \Leftrightarrow Tokunaga

Reducing Horton

Scaling relations

Fluctuations

Models

Nutshell

References



9 of 74

Horton and Tokunaga are friends

...and in detail:

- ▶ Must retain same drainage density.
- ▶ Add an extra $(R_\ell - 1)$ first order streams for each original tributary.
- ▶ Since by definition, order $\omega + 1$ stream segment has T_1 order 1 side streams, we have:

$$T_k = (R_\ell - 1) \left(1 + \sum_{i=1}^{k-1} T_i \right).$$

- ▶ For large ω , Tokunaga's law is the solution—let's check...

Branching Networks II

Horton \Leftrightarrow Tokunaga

Reducing Horton

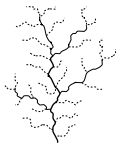
Scaling relations

Fluctuations

Models

Nutshell

References



12 of 74

Horton and Tokunaga are friends

Just checking:

- ▶ Substitute Tokunaga's law $T_i = T_1 R_\ell^{i-1} = T_1 R_\ell^{i-1}$ into

$$T_k = (R_\ell - 1) \left(1 + \sum_{i=1}^{k-1} T_i \right)$$

▶

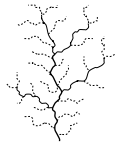
$$T_1 = (R_\ell - 1) \left(\sum_{i=1}^{k-1} 1 + T_1 R_\ell^{i-1} \right)$$

$$= (R_\ell - 1) \left(1 + T_1 \frac{R_\ell^{k-1} - 1}{R_\ell - 1} \right)$$

$$\simeq (R_\ell - 1) T_1 \frac{R_\ell^{k-1}}{R_\ell - 1} = T_1 R_\ell^{k-1} \quad \dots \text{yep.}$$

Branching Networks II

Horton \Leftrightarrow Tokunaga
 Reducing Horton
 Scaling relations
 Fluctuations
 Models
 Nutshell
 References



13 of 74

Mississippi:

ω range	R_n	R_a	R_ℓ	R_s	R_a/R_n
[2, 3]	5.27	5.26	2.48	2.30	1.00
[2, 5]	4.86	4.96	2.42	2.31	1.02
[2, 7]	4.77	4.88	2.40	2.31	1.02
[3, 4]	4.72	4.91	2.41	2.34	1.04
[3, 6]	4.70	4.83	2.40	2.35	1.03
[3, 8]	4.60	4.79	2.38	2.34	1.04
[4, 6]	4.69	4.81	2.40	2.36	1.02
[4, 8]	4.57	4.77	2.38	2.34	1.05
[5, 7]	4.68	4.83	2.36	2.29	1.03
[6, 7]	4.63	4.76	2.30	2.16	1.03
[7, 8]	4.16	4.67	2.41	2.56	1.12
mean μ	4.69	4.85	2.40	2.33	1.04
std dev σ	0.21	0.13	0.04	0.07	0.03
σ/μ	0.045	0.027	0.015	0.031	0.024

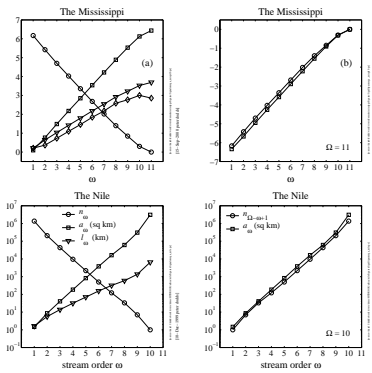
Branching Networks II

Horton \Leftrightarrow Tokunaga
 Reducing Horton
 Scaling relations
 Fluctuations
 Models
 Nutshell
 References



16 of 74

Horton's laws of area and number:



- ▶ In right plots, stream number graph has been flipped vertically.
- ▶ Highly suggestive that $R_n \equiv R_a$...

Branching Networks II

Horton \Leftrightarrow Tokunaga
 Reducing Horton
 Scaling relations
 Fluctuations
 Models
 Nutshell
 References



14 of 74

Amazon:

ω range	R_n	R_a	R_ℓ	R_s	R_a/R_n
[2, 3]	4.78	4.71	2.47	2.08	0.99
[2, 5]	4.55	4.58	2.32	2.12	1.01
[2, 7]	4.42	4.53	2.24	2.10	1.02
[3, 5]	4.45	4.52	2.26	2.14	1.01
[3, 7]	4.35	4.49	2.20	2.10	1.03
[4, 6]	4.38	4.54	2.22	2.18	1.03
[5, 6]	4.38	4.62	2.22	2.21	1.06
[6, 7]	4.08	4.27	2.05	1.83	1.05
mean μ	4.42	4.53	2.25	2.10	1.02
std dev σ	0.17	0.10	0.10	0.09	0.02
σ/μ	0.038	0.023	0.045	0.042	0.019

Branching Networks II

Horton \Leftrightarrow Tokunaga
 Reducing Horton
 Scaling relations
 Fluctuations
 Models
 Nutshell
 References



17 of 74

Measuring Horton ratios is tricky:

- ▶ How robust are our estimates of ratios?
- ▶ Rule of thumb: discard data for two smallest and two largest orders.

Branching Networks II

Horton \Leftrightarrow Tokunaga
 Reducing Horton
 Scaling relations
 Fluctuations
 Models
 Nutshell
 References



15 of 74

Reducing Horton's laws:

Rough first effort to show $R_n \equiv R_a$:

- ▶ $a_\Omega \propto$ sum of all stream segment lengths in a order Ω basin (assuming uniform drainage density)
- ▶ So:

$$a_\Omega \simeq \sum_{\omega=1}^{\Omega} n_\omega \bar{s}_\omega / \rho_{dd}$$

$$\propto \sum_{\omega=1}^{\Omega} \underbrace{R_n^{\Omega-\omega}}_{n_\omega} \cdot \underbrace{1}_{n_\Omega} \cdot \underbrace{\bar{s}_1 \cdot R_s^{\omega-1}}_{\bar{s}_\omega}$$

$$= \frac{R_n^\Omega}{R_s} \bar{s}_1 \sum_{\omega=1}^{\Omega} \left(\frac{R_s}{R_n} \right)^\omega$$

Branching Networks II

Horton \Leftrightarrow Tokunaga
 Reducing Horton
 Scaling relations
 Fluctuations
 Models
 Nutshell
 References



18 of 74

Reducing Horton's laws:

Continued ...



$$a_\Omega \propto \frac{R_n^\Omega}{R_s} \bar{s}_1 \sum_{\omega=1}^{\Omega} \left(\frac{R_s}{R_n}\right)^\omega$$

$$= \frac{R_n^\Omega}{R_s} \bar{s}_1 \frac{R_s}{R_n} \frac{1 - (R_s/R_n)^\Omega}{1 - (R_s/R_n)}$$

$$\sim R_n^{\Omega-1} \bar{s}_1 \frac{1}{1 - (R_s/R_n)} \text{ as } \Omega \nearrow$$

▶ So, a_Ω is growing like R_n^Ω and therefore:

$$R_n \equiv R_a$$

Branching Networks II

Horton ⇔ Tokunaga

Reducing Horton

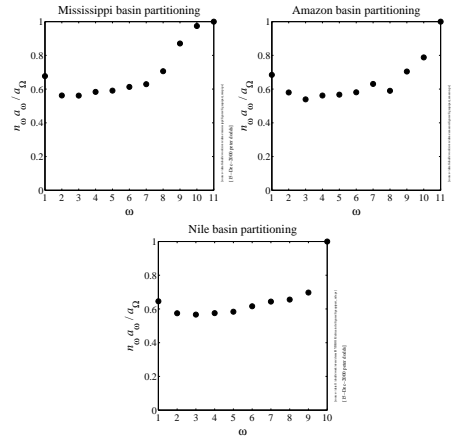
Scaling relations
Fluctuations
Models
Nutshell
References



19 of 74

Equipartitioning:

Some examples:

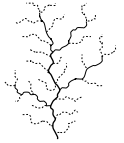


Branching Networks II

Horton ⇔ Tokunaga

Reducing Horton

Scaling relations
Fluctuations
Models
Nutshell
References



22 of 74

Reducing Horton's laws:

Not quite:

- ▶ ... But this only a rough argument as Horton's laws do not imply a strict hierarchy
- ▶ Need to account for sidebranching.
- ▶ [Insert question 4, assignment 2](#) (田)

Branching Networks II

Horton ⇔ Tokunaga

Reducing Horton

Scaling relations
Fluctuations
Models
Nutshell
References



20 of 74

Scaling laws

The story so far:

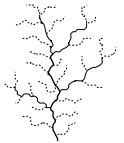
- ▶ Natural branching networks are **hierarchical, self-similar** structures
- ▶ Hierarchy is **mixed**
- ▶ Tokunaga's law describes detailed architecture: $T_k = T_1 R_T^{k-1}$.
- ▶ We have connected Tokunaga's and Horton's laws
- ▶ Only two Horton laws are independent ($R_n = R_a$)
- ▶ Only **two** parameters are **independent**: $(T_1, R_T) \Leftrightarrow (R_n, R_s)$

Branching Networks II

Horton ⇔ Tokunaga

Reducing Horton

Scaling relations
Fluctuations
Models
Nutshell
References



23 of 74

Equipartitioning:

Intriguing division of area:

- ▶ Observe: Combined area of basins of order ω independent of ω .
- ▶ Not obvious: basins of low orders not necessarily contained in basin on higher orders.
- ▶ Story:

$$R_n \equiv R_a \Rightarrow n_\omega \bar{a}_\omega = \text{const}$$

▶ Reason:

$$n_\omega \propto (R_n)^{-\omega}$$

$$\bar{a}_\omega \propto (R_a)^\omega \propto n_\omega^{-1}$$

Branching Networks II

Horton ⇔ Tokunaga

Reducing Horton

Scaling relations
Fluctuations
Models
Nutshell
References



21 of 74

Scaling laws

A little further...

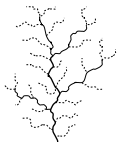
- ▶ Ignore stream ordering for the moment
- ▶ Pick a random location on a branching network p .
- ▶ Each point p is associated with a basin and a longest stream length
- ▶ **Q:** What is probability that the p 's drainage basin has area a ? $P(a) \propto a^{-\tau}$ for large a
- ▶ **Q:** What is probability that the longest stream from p has length ℓ ? $P(\ell) \propto \ell^{-\gamma}$ for large ℓ
- ▶ Roughly observed: $1.3 \lesssim \tau \lesssim 1.5$ and $1.7 \lesssim \gamma \lesssim 2.0$

Branching Networks II

Horton ⇔ Tokunaga

Reducing Horton

Scaling relations
Fluctuations
Models
Nutshell
References



24 of 74

Scaling laws

Probability distributions with power-law decays

- ▶ We see them everywhere:
 - ▶ Earthquake magnitudes (Gutenberg-Richter law)
 - ▶ City sizes (Zipf's law)
 - ▶ Word frequency (Zipf's law) [21]
 - ▶ Wealth (maybe not—at least heavy tailed)
 - ▶ Statistical mechanics (phase transitions) [5]
- ▶ A big part of the story of complex systems
- ▶ Arise from **mechanisms**: growth, randomness, optimization, ...
- ▶ Our task is always to illuminate the mechanism...

Branching Networks II

Horton ⇔ Tokunaga

Reducing Horton

Scaling relations

Fluctuations

Models

Nutshell

References



25 of 74

Scaling laws

Finding γ :

- ▶ The connection between $P(x)$ and $P_{>}(x)$ when $P(x)$ has a power law tail is simple:
- ▶ Given $P(\ell) \sim \ell^{-\gamma}$ large ℓ then for large enough ℓ_*

$$P_{>}(\ell_*) = \int_{\ell=\ell_*}^{\ell_{\max}} P(\ell) d\ell$$

$$\sim \int_{\ell=\ell_*}^{\ell_{\max}} \ell^{-\gamma} d\ell$$

$$= \frac{\ell^{-\gamma+1}}{-\gamma+1} \Big|_{\ell=\ell_*}^{\ell_{\max}}$$

$$\propto \ell_*^{-\gamma+1} \text{ for } \ell_{\max} \gg \ell_*$$

Branching Networks II

Horton ⇔ Tokunaga

Reducing Horton

Scaling relations

Fluctuations

Models

Nutshell

References



28 of 74

Scaling laws

Connecting exponents

- ▶ We have the detailed picture of branching networks (Tokunaga and Horton)
- ▶ Plan: Derive $P(a) \propto a^{-\tau}$ and $P(\ell) \propto \ell^{-\gamma}$ starting with Tokunaga/Horton story [17, 1, 2]
- ▶ Let's work on $P(\ell)$...
- ▶ Our first fudge: assume Horton's laws hold throughout a basin of order Ω .
- ▶ (We know they deviate from strict laws for low ω and high ω but not too much.)
- ▶ Next: place stick between teeth. Bite stick. Proceed.

Branching Networks II

Horton ⇔ Tokunaga

Reducing Horton

Scaling relations

Fluctuations

Models

Nutshell

References



26 of 74

Scaling laws

Finding γ :

- ▶ **Aim:** determine probability of randomly choosing a point on a network with main stream length $> \ell_*$
- ▶ Assume some spatial sampling resolution Δ
- ▶ Landscape is broken up into grid of $\Delta \times \Delta$ sites
- ▶ Approximate $P_{>}(\ell_*)$ as

$$P_{>}(\ell_*) = \frac{N_{>}(\ell_*; \Delta)}{N_{>}(0; \Delta)}$$

where $N_{>}(\ell_*; \Delta)$ is the number of sites with main stream length $> \ell_*$.

- ▶ Use Horton's law of stream segments: $s_{\omega}/s_{\omega-1} = R_S \dots$

Branching Networks II

Horton ⇔ Tokunaga

Reducing Horton

Scaling relations

Fluctuations

Models

Nutshell

References



29 of 74

Scaling laws

Finding γ :

- ▶ Often useful to work with **cumulative distributions**, especially when dealing with power-law distributions.
- ▶ The complementary cumulative distribution turns out to be most useful:

$$P_{>}(\ell_*) = P(\ell > \ell_*) = \int_{\ell=\ell_*}^{\ell_{\max}} P(\ell) d\ell$$

$$P_{>}(\ell_*) = 1 - P(\ell < \ell_*)$$

- ▶ Also known as the exceedance probability.

Branching Networks II

Horton ⇔ Tokunaga

Reducing Horton

Scaling relations

Fluctuations

Models

Nutshell

References



27 of 74

Scaling laws

Finding γ :

- ▶ Set $\ell_* = \ell_{\omega}$ for some $1 \ll \omega \ll \Omega$.

$$P_{>}(\ell_{\omega}) = \frac{N_{>}(\ell_{\omega}; \Delta)}{N_{>}(0; \Delta)} \simeq \frac{\sum_{\omega'=\omega+1}^{\Omega} n_{\omega'} s_{\omega'} / \Delta}{\sum_{\omega'=1}^{\Omega} n_{\omega'} s_{\omega'} / \Delta}$$

- ▶ Δ 's cancel
- ▶ Denominator is $a_{\Omega} \rho_{dd}$, a constant.
- ▶ So... using Horton's laws...

$$P_{>}(\ell_{\omega}) \propto \sum_{\omega'=\omega+1}^{\Omega} n_{\omega'} s_{\omega'} \simeq \sum_{\omega'=\omega+1}^{\Omega} (1 \cdot R_n^{\Omega-\omega'}) (\bar{s}_1 \cdot R_s^{\omega'-1})$$

Branching Networks II

Horton ⇔ Tokunaga

Reducing Horton

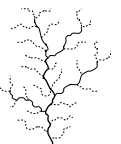
Scaling relations

Fluctuations

Models

Nutshell

References



30 of 74

Scaling laws

Finding γ :

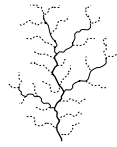
- ▶ We are here:

$$P_{>}(\ell_\omega) \propto \sum_{\omega'=\omega+1}^{\Omega} (1 \cdot R_n^{\Omega-\omega'}) (\bar{s}_1 \cdot R_s^{\omega'-1})$$

- ▶ Cleaning up irrelevant constants:

$$P_{>}(\ell_\omega) \propto \sum_{\omega'=\omega+1}^{\Omega} \left(\frac{R_s}{R_n}\right)^{\omega'}$$

- ▶ Change summation order by substituting $\omega'' = \Omega - \omega'$.
- ▶ Sum is now from $\omega'' = 0$ to $\omega'' = \Omega - \omega - 1$ (equivalent to $\omega' = \Omega$ down to $\omega' = \omega + 1$)



Scaling laws

Finding γ :

- ▶ Therefore:

$$P_{>}(\ell_\omega) \propto e^{-\omega \ln(R_n/R_s)} = \left(e^{\omega \ln R_s}\right)^{-\ln(R_n/R_s)/\ln(R_s)}$$

- ▶

$$\propto \ell_\omega^{-\ln(R_n/R_s)/\ln R_s}$$

- ▶

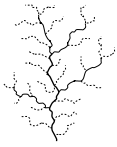
$$= \ell_\omega^{-(\ln R_n - \ln R_s)/\ln R_s}$$

- ▶

$$= \ell_\omega^{-\ln R_n/\ln R_s + 1}$$

- ▶

$$= \ell_\omega^{-\gamma+1}$$



Scaling laws

Finding γ :

- ▶

$$P_{>}(\ell_\omega) \propto \sum_{\omega''=0}^{\Omega-\omega-1} \left(\frac{R_s}{R_n}\right)^{\Omega-\omega''} \propto \sum_{\omega''=0}^{\Omega-\omega-1} \left(\frac{R_n}{R_s}\right)^{\omega''}$$

- ▶ Since $R_n > R_s$ and $1 \ll \omega \ll \Omega$,

$$P_{>}(\ell_\omega) \propto \left(\frac{R_n}{R_s}\right)^{\Omega-\omega} \propto \left(\frac{R_n}{R_s}\right)^{-\omega}$$

again using $\sum_{i=0}^{n-1} a^i = (a^n - 1)/(a - 1)$



Scaling laws

Finding γ :

- ▶ And so we have:

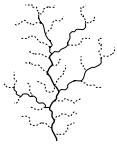
$$\gamma = \ln R_n / \ln R_s$$

- ▶ Proceeding in a similar fashion, we can show

$$\tau = 2 - \ln R_s / \ln R_n = 2 - 1/\gamma$$

Insert question 5, assignment 2 (田)

- ▶ Such connections between exponents are called **scaling relations**
- ▶ Let's connect to one last relationship: Hack's law



Scaling laws

Finding γ :

- ▶ Nearly there:

$$P_{>}(\ell_\omega) \propto \left(\frac{R_n}{R_s}\right)^{-\omega} = e^{-\omega \ln(R_n/R_s)}$$

- ▶ Need to express right hand side in terms of ℓ_ω .
- ▶ Recall that $\ell_\omega \simeq \bar{\ell}_1 R_\ell^{\omega-1}$.

- ▶

$$\ell_\omega \propto R_\ell^\omega = R_s^\omega = e^{\omega \ln R_s}$$



Scaling laws

Hack's law:^[6]

- ▶

$$\ell \propto a^h$$

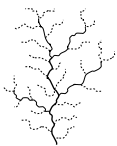
- ▶ Typically observed that $0.5 \lesssim h \lesssim 0.7$.
- ▶ Use Horton laws to connect h to Horton ratios:

$$\ell_\omega \propto R_s^\omega \text{ and } a_\omega \propto R_n^\omega$$

- ▶ Observe:

$$\ell_\omega \propto e^{\omega \ln R_s} \propto \left(e^{\omega \ln R_n}\right)^{\ln R_s / \ln R_n}$$

$$\propto (R_n^\omega)^{\ln R_s / \ln R_n} \propto a_\omega^{\ln R_s / \ln R_n} \Rightarrow h = \ln R_s / \ln R_n$$



Connecting exponents

Only 3 parameters are independent:
e.g., take d , R_n , and R_s

relation:	scaling relation/parameter: [2]
$\ell \sim L^d$	d
$T_k = T_1(R_T)^{k-1}$	$T_1 = R_n - R_s - 2 + 2R_s/R_n$ $R_T = R_s$
$n_\omega/n_{\omega+1} = R_n$	R_n
$\bar{a}_{\omega+1}/\bar{a}_\omega = R_a$	$R_a = R_n$
$\bar{\ell}_{\omega+1}/\bar{\ell}_\omega = R_\ell$	$R_\ell = R_s$
$\ell \sim a^h$	$h = \log R_s / \log R_n$
$a \sim L^D$	$D = d/h$
$L_\perp \sim L^H$	$H = d/h - 1$
$P(a) \sim a^{-\tau}$	$\tau = 2 - h$
$P(\ell) \sim \ell^{-\gamma}$	$\gamma = 1/h$
$\Lambda \sim a^\beta$	$\beta = 1 + h$
$\lambda \sim L^\varphi$	$\varphi = d$

Branching Networks II

Horton \leftrightarrow
Tokunaga
Reducing Horton
Scaling relations
Fluctuations
Models
Nutshell
References



37 of 74

Fluctuations

Moving beyond the mean:

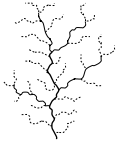
- Both Horton's laws and Tokunaga's law relate average properties, e.g.,

$$\bar{s}_\omega / \bar{s}_{\omega-1} = R_s$$

- Natural generalization to consideration relationships between **probability distributions**
- Yields rich and full description of branching network structure
- See into the heart of randomness...

Branching Networks II

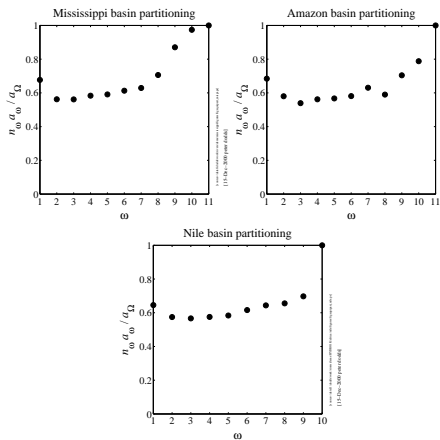
Horton \leftrightarrow
Tokunaga
Reducing Horton
Scaling relations
Fluctuations
Models
Nutshell
References



40 of 74

Equipartitioning reexamined:

Recall this story:



Branching Networks II


Horton \leftrightarrow
Tokunaga
Reducing Horton
Scaling relations
Fluctuations
Models
Nutshell
References



38 of 74

A toy model—Scheidegger's model

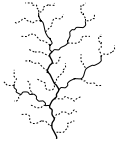
Directed random networks [11, 12]



- $P(\searrow) = P(\swarrow) = 1/2$
- Flow is directed downwards
- Useful and interesting test case—more later...

Branching Networks II

Horton \leftrightarrow
Tokunaga
Reducing Horton
Scaling relations
Fluctuations
Models
Nutshell
References



41 of 74

Equipartitioning

- What about

$$P(a) \sim a^{-\tau} \quad ?$$

- Since $\tau > 1$, suggests no equipartitioning:

$$aP(a) \sim a^{-\tau+1} \neq \text{const}$$

- $P(a)$ overcounts basins within basins...
- while stream ordering separates basins...

Branching Networks II

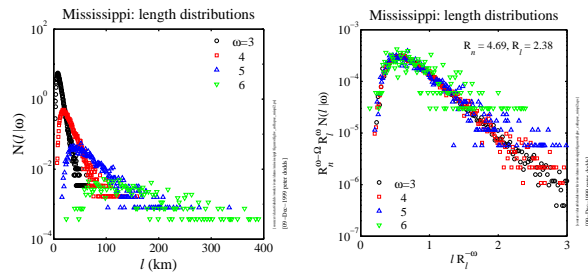
Horton \leftrightarrow
Tokunaga
Reducing Horton
Scaling relations
Fluctuations
Models
Nutshell
References



39 of 74

Generalizing Horton's laws

- $\bar{\ell}_\omega \propto (R_\ell)^\omega \Rightarrow N(\ell|\omega) = (R_n R_\ell)^{-\omega} F_\ell(\ell/R_\ell^\omega)$
- $\bar{a}_\omega \propto (R_a)^\omega \Rightarrow N(a|\omega) = (R_n^2)^{-\omega} F_a(a/R_n^\omega)$



- Scaling collapse works well for intermediate orders
- All **moments** grow exponentially with order

Branching Networks II

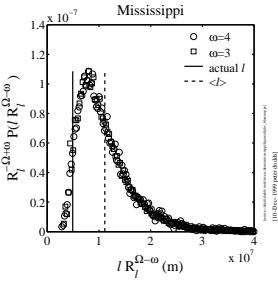
Horton \leftrightarrow
Tokunaga
Reducing Horton
Scaling relations
Fluctuations
Models
Nutshell
References



42 of 74

Generalizing Horton's laws

▶ How well does overall basin fit internal pattern?



- ▶ Actual length = 4920 km (at 1 km res)
- ▶ Predicted Mean length = 11100 km
- ▶ Predicted Std dev = 5600 km
- ▶ Actual length/Mean length = 44 %
- ▶ Okay.

Branching Networks II

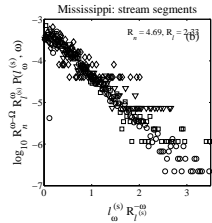
- Horton ⇔ Tokunaga
- Reducing Horton
- Scaling relations
- Fluctuations
- Models
- Nutshell
- References



Generalizing Horton's laws

▶ Sum of variables $l_\omega = \sum_{\mu=1}^{\omega} s_\mu$ leads to convolution of distributions:

$$N(l|\omega) = N(s|1) * N(s|2) * \dots * N(s|\omega)$$



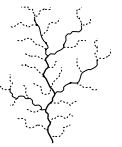
$$N(s|\omega) = \frac{1}{R_n^\omega R_l^\omega} F(s/R_l^\omega)$$

$$F(x) = e^{-x/\xi}$$

Mississippi: $\xi \approx 900$ m.

Branching Networks II

- Horton ⇔ Tokunaga
- Reducing Horton
- Scaling relations
- Fluctuations
- Models
- Nutshell
- References



Generalizing Horton's laws

Comparison of predicted versus measured main stream lengths for large scale river networks (in 10^3 km):

basin:	l_Ω	\bar{l}_Ω	σ_l	l/\bar{l}_Ω	σ_l/\bar{l}_Ω
Mississippi	4.92	11.10	5.60	0.44	0.51
Amazon	5.75	9.18	6.85	0.63	0.75
Nile	6.49	2.66	2.20	2.44	0.83
Congo	5.07	10.13	5.75	0.50	0.57
Kansas	1.07	2.37	1.74	0.45	0.73

	a	\bar{a}_Ω	σ_a	a/\bar{a}_Ω	σ_a/\bar{a}_Ω
Mississippi	2.74	7.55	5.58	0.36	0.74
Amazon	5.40	9.07	8.04	0.60	0.89
Nile	3.08	0.96	0.79	3.19	0.82
Congo	3.70	10.09	8.28	0.37	0.82
Kansas	0.14	0.49	0.42	0.28	0.86

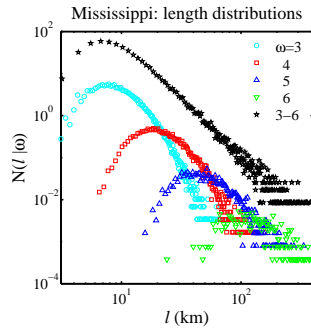
Branching Networks II

- Horton ⇔ Tokunaga
- Reducing Horton
- Scaling relations
- Fluctuations
- Models
- Nutshell
- References



Generalizing Horton's laws

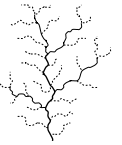
▶ Next level up: Main stream length distributions must combine to give overall distribution for stream length



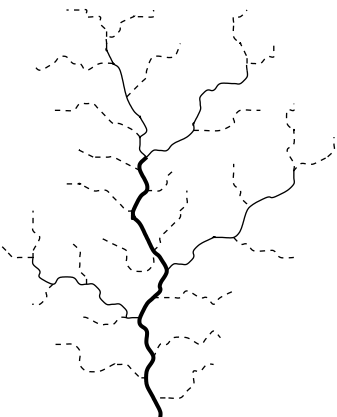
- ▶ $P(l) \sim l^{-\gamma}$
- ▶ Another round of convolutions [3]
- ▶ Interesting...

Branching Networks II

- Horton ⇔ Tokunaga
- Reducing Horton
- Scaling relations
- Fluctuations
- Models
- Nutshell
- References



Combining stream segments distributions:



▶ Stream segments sum to give main stream lengths

$$l_\omega = \sum_{\mu=1}^{\omega} s_\mu$$

▶ $P(l_\omega)$ is a convolution of distributions for the s_ω

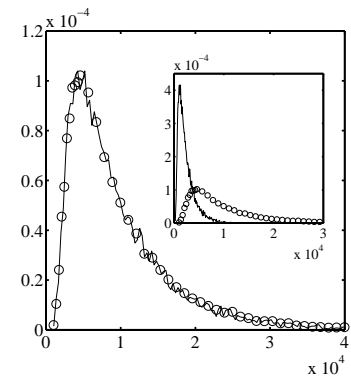
Branching Networks II

- Horton ⇔ Tokunaga
- Reducing Horton
- Scaling relations
- Fluctuations
- Models
- Nutshell
- References



Generalizing Horton's laws

Number and area distributions for the Scheidegger model $P(n_{1,6})$ versus $P(a_6)$.



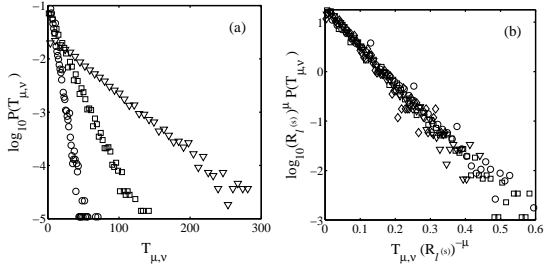
Branching Networks II

- Horton ⇔ Tokunaga
- Reducing Horton
- Scaling relations
- Fluctuations
- Models
- Nutshell
- References



Generalizing Tokunaga's law

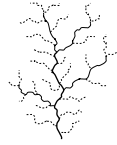
Scheidegger:



- ▶ Observe exponential distributions for $T_{\mu,\nu}$
- ▶ Scaling collapse works using R_s

Branching Networks II

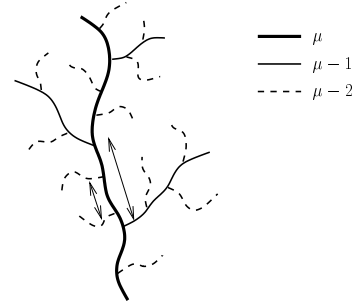
Horton \leftrightarrow Tokunaga
 Reducing Horton
 Scaling relations
Fluctuations
 Models
 Nutshell
 References



Generalizing Tokunaga's law

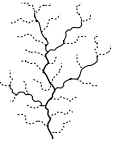
Network architecture:

- ▶ Inter-tributary lengths exponentially distributed
- ▶ Leads to random spatial distribution of stream segments



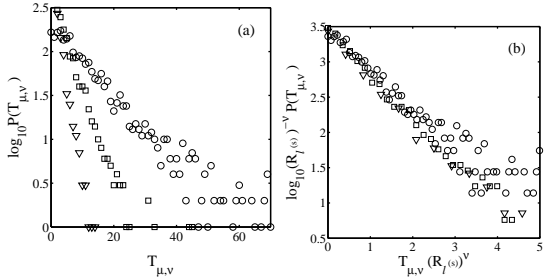
Branching Networks II

Horton \leftrightarrow Tokunaga
 Reducing Horton
 Scaling relations
Fluctuations
 Models
 Nutshell
 References



Generalizing Tokunaga's law

Mississippi:



- ▶ Same data collapse for Mississippi...

Branching Networks II

Horton \leftrightarrow Tokunaga
 Reducing Horton
 Scaling relations
Fluctuations
 Models
 Nutshell
 References



Generalizing Tokunaga's law

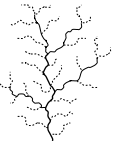
- ▶ Follow stream segments down stream from their beginning
- ▶ Probability (or rate) of an order μ stream segment terminating is **constant**:

$$\tilde{p}_\mu \approx 1 / (R_s)^{\mu-1} \xi_s$$

- ▶ Probability decays exponentially with stream order
- ▶ Inter-tributary lengths exponentially distributed
- ▶ \Rightarrow random spatial distribution of stream segments

Branching Networks II

Horton \leftrightarrow Tokunaga
 Reducing Horton
 Scaling relations
Fluctuations
 Models
 Nutshell
 References



Generalizing Tokunaga's law

So

$$P(T_{\mu,\nu}) = (R_s)^{\mu-\nu-1} P_t \left[T_{\mu,\nu} / (R_s)^{\mu-\nu-1} \right]$$

where

$$P_t(z) = \frac{1}{\xi_t} e^{-z/\xi_t}$$

$$P(s_\mu) \Leftrightarrow P(T_{\mu,\nu})$$

- ▶ Exponentials arise from randomness.
- ▶ Look at joint probability $P(s_\mu, T_{\mu,\nu})$.

Branching Networks II

Horton \leftrightarrow Tokunaga
 Reducing Horton
 Scaling relations
Fluctuations
 Models
 Nutshell
 References



Generalizing Tokunaga's law

- ▶ Joint distribution for generalized version of Tokunaga's law:

$$P(s_\mu, T_{\mu,\nu}) = \tilde{p}_\mu \left(\frac{s_\mu - 1}{T_{\mu,\nu}} \right) p_\nu^{T_{\mu,\nu}} (1 - p_\nu - \tilde{p}_\mu)^{s_\mu - T_{\mu,\nu} - 1}$$

where

- ▶ p_ν = probability of absorbing an order ν side stream
- ▶ \tilde{p}_μ = probability of an order μ stream terminating
- ▶ Approximation: depends on distance units of s_μ
- ▶ In each unit of distance along stream, there is one chance of a side stream entering or the stream terminating.

Branching Networks II

Horton \leftrightarrow Tokunaga
 Reducing Horton
 Scaling relations
Fluctuations
 Models
 Nutshell
 References



Generalizing Tokunaga's law

- ▶ Now deal with thing:

$$P(s_\mu, T_{\mu,\nu}) = \tilde{p}_\mu \left(\frac{s_\mu - 1}{T_{\mu,\nu}} \right) \rho_\nu^{T_{\mu,\nu}} (1 - \rho_\nu - \tilde{p}_\mu)^{s_\mu - T_{\mu,\nu} - 1}$$

- ▶ Set $(x, y) = (s_\mu, T_{\mu,\nu})$ and $q = 1 - \rho_\nu - \tilde{p}_\mu$, approximate liberally.

- ▶ Obtain

$$P(x, y) = Nx^{-1/2} [F(y/x)]^x$$

where

$$F(v) = \left(\frac{1-v}{q} \right)^{-(1-v)} \left(\frac{v}{\rho} \right)^{-v}$$

Branching Networks II

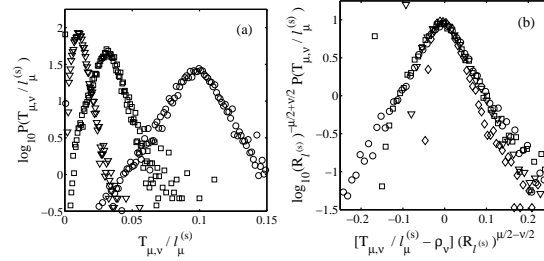
- Horton ⇔ Tokunaga
- Reducing Horton
- Scaling relations
- Fluctuations**
- Models
- Nutshell
- References



Generalizing Tokunaga's law

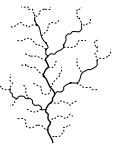
- ▶ Checking form of $P(s_\mu, T_{\mu,\nu})$ works:

Scheidegger:



Branching Networks II

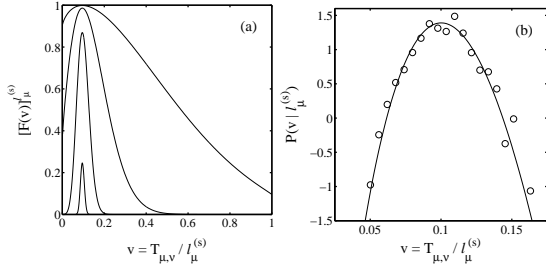
- Horton ⇔ Tokunaga
- Reducing Horton
- Scaling relations
- Fluctuations**
- Models
- Nutshell
- References



Generalizing Tokunaga's law

- ▶ Checking form of $P(s_\mu, T_{\mu,\nu})$ works:

Scheidegger:



Branching Networks II

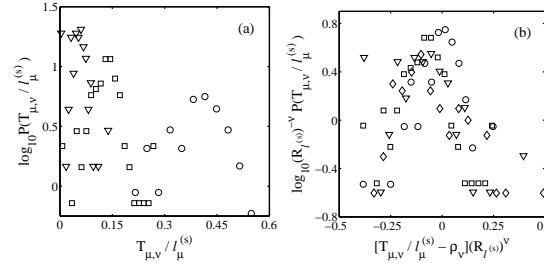
- Horton ⇔ Tokunaga
- Reducing Horton
- Scaling relations
- Fluctuations**
- Models
- Nutshell
- References



Generalizing Tokunaga's law

- ▶ Checking form of $P(s_\mu, T_{\mu,\nu})$ works:

Mississippi:



Branching Networks II

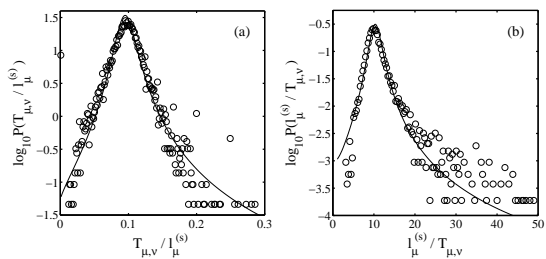
- Horton ⇔ Tokunaga
- Reducing Horton
- Scaling relations
- Fluctuations**
- Models
- Nutshell
- References



Generalizing Tokunaga's law

- ▶ Checking form of $P(s_\mu, T_{\mu,\nu})$ works:

Scheidegger:



Branching Networks II

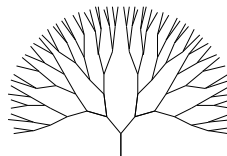
- Horton ⇔ Tokunaga
- Reducing Horton
- Scaling relations
- Fluctuations**
- Models
- Nutshell
- References



Models

Random subnetworks on a Bethe lattice [13]

- ▶ Dominant theoretical concept for several decades.
- ▶ Bethe lattices are fun and tractable.
- ▶ Led to idea of "Statistical inevitability" of river network statistics [7]
- ▶ But Bethe lattices unconnected with surfaces.
- ▶ In fact, Bethe lattices \approx infinite dimensional spaces (oops).
- ▶ So let's move on...




Branching Networks II

- Horton ⇔ Tokunaga
- Reducing Horton
- Scaling relations
- Fluctuations**
- Models**
- Nutshell
- References



Scheidegger's model

Directed random networks [11, 12]



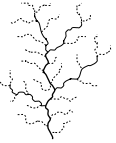
- ▶ $P(\searrow) = P(\swarrow) = 1/2$
- ▶ Functional form of all scaling laws exhibited but exponents differ from real world [15, 16, 14]



Scheidegger's model

Prob for first return of a random walk in (1+1) dimensions (from CSYS/MATH 300):

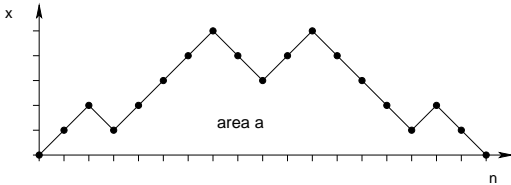
- ▶
$$P(n) \sim \frac{1}{2\sqrt{\pi}} n^{-3/2}$$
- and so $P(\ell) \propto \ell^{-3/2}$.
- ▶ Typical area for a walk of length n is $\propto n^{3/2}$:
$$\ell \propto a^{2/3}$$
- ▶ Find $\tau = 4/3$, $h = 2/3$, $\gamma = 3/2$, $d = 1$.
- ▶ Note $\tau = 2 - h$ and $\gamma = 1/h$.
- ▶ R_n and R_ℓ have not been derived analytically.



A toy model—Scheidegger's model

Random walk basins:

- ▶ Boundaries of basins are random walks



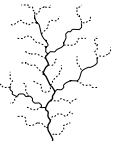
Optimal channel networks

Rodríguez-Iturbe, Rinaldo, et al. [10]

- ▶ Landscapes $h(\vec{x})$ evolve such that energy dissipation $\dot{\epsilon}$ is minimized, where

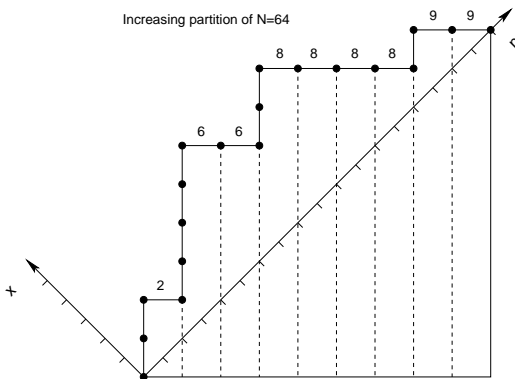
$$\dot{\epsilon} \propto \int d\vec{r} (\text{flux}) \times (\text{force}) \sim \sum_i a_i \nabla h_i \sim \sum_i a_i^{\gamma}$$

- ▶ Landscapes obtained numerically give exponents near that of real networks.
- ▶ **But:** numerical method used matters.
- ▶ **And:** Maritan et al. find basic universality classes are that of Scheidegger, self-similar, and a third kind of random network [8]



Scheidegger's model

Increasing partition of N=64



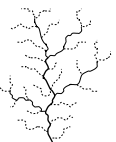
Theoretical networks

Summary of universality classes:

network	h	d
Non-convergent flow	1	1
Directed random	2/3	1
Undirected random	5/8	5/4
Self-similar	1/2	1
OCN's (I)	1/2	1
OCN's (II)	2/3	1
OCN's (III)	3/5	1
Real rivers	0.5–0.7	1.0–1.2

$$h \Rightarrow \ell \propto a^h \text{ (Hack's law)}$$

$$d \Rightarrow \ell \propto L_{||}^d \text{ (stream self-affinity)}$$



Nutshell

Branching networks II Key Points:

- ▶ Horton's laws and Tokunaga law all fit together.
- ▶ nb. for 2-d networks, these laws are 'planform' laws and ignore slope.
- ▶ Abundant scaling relations can be derived.
- ▶ Can take R_n , R_ℓ , and d as three independent parameters necessary to describe all 2-d branching networks.
- ▶ For scaling laws, only $h = \ln R_\ell / \ln R_n$ and d are needed.
- ▶ Laws can be extended nicely to laws of distributions.
- ▶ Numerous models of branching network evolution exist: nothing rock solid yet.

Branching Networks II

Horton \leftrightarrow
Tokunaga
Reducing Horton
Scaling relations
Fluctuations
Models
Nutshell
References



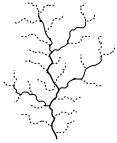
67 of 74

References III

- [7] J. W. Kirchner. Statistical inevitability of Horton's laws and the apparent randomness of stream channel networks. [Geology](#), 21:591–594, 1993.
- [8] A. Maritan, F. Colaiori, A. Flammini, M. Cieplak, and J. R. Banavar. Universality classes of optimal channel networks. [Science](#), 272:984–986, 1996. [pdf](#) (田)
- [9] S. D. Peckham. New results for self-similar trees with applications to river networks. [Water Resources Research](#), 31(4):1023–1029, 1995.

Branching Networks II

Horton \leftrightarrow
Tokunaga
Reducing Horton
Scaling relations
Fluctuations
Models
Nutshell
References



70 of 74

References I

- [1] H. de Vries, T. Becker, and B. Eckhardt. Power law distribution of discharge in ideal networks. [Water Resources Research](#), 30(12):3541–3543, 1994.
- [2] P. S. Dodds and D. H. Rothman. Unified view of scaling laws for river networks. [Physical Review E](#), 59(5):4865–4877, 1999. [pdf](#) (田)
- [3] P. S. Dodds and D. H. Rothman. Geometry of river networks. II. Distributions of component size and number. [Physical Review E](#), 63(1):016116, 2001. [pdf](#) (田)

Branching Networks II

Horton \leftrightarrow
Tokunaga
Reducing Horton
Scaling relations
Fluctuations
Models
Nutshell
References



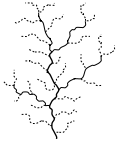
68 of 74

References IV

- [10] I. Rodríguez-Iturbe and A. Rinaldo. [Fractal River Basins: Chance and Self-Organization](#). Cambridge University Press, Cambridge, UK, 1997.
- [11] A. E. Scheidegger. A stochastic model for drainage patterns into an intramontane trench. [Bull. Int. Assoc. Sci. Hydrol.](#), 12(1):15–20, 1967.
- [12] A. E. Scheidegger. [Theoretical Geomorphology](#). Springer-Verlag, New York, third edition, 1991.
- [13] R. L. Shreve. Infinite topologically random channel networks. [Journal of Geology](#), 75:178–186, 1967.

Branching Networks II

Horton \leftrightarrow
Tokunaga
Reducing Horton
Scaling relations
Fluctuations
Models
Nutshell
References



71 of 74

References II

- [4] P. S. Dodds and D. H. Rothman. Geometry of river networks. III. Characterization of component connectivity. [Physical Review E](#), 63(1):016117, 2001. [pdf](#) (田)
- [5] N. Goldenfeld. [Lectures on Phase Transitions and the Renormalization Group](#), volume 85 of [Frontiers in Physics](#). Addison-Wesley, Reading, Massachusetts, 1992.
- [6] J. T. Hack. Studies of longitudinal stream profiles in Virginia and Maryland. [United States Geological Survey Professional Paper](#), 294-B:45–97, 1957.

Branching Networks II

Horton \leftrightarrow
Tokunaga
Reducing Horton
Scaling relations
Fluctuations
Models
Nutshell
References



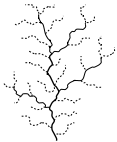
69 of 74

References V

- [14] H. Takayasu. Steady-state distribution of generalized aggregation system with injection. [Physical Review Letters](#), 63(23):2563–2565, 1989.
- [15] H. Takayasu, I. Nishikawa, and H. Tadaki. Power-law mass distribution of aggregation systems with injection. [Physical Review A](#), 37(8):3110–3117, 1988.
- [16] M. Takayasu and H. Takayasu. Apparent independency of an aggregation system with injection. [Physical Review A](#), 39(8):4345–4347, 1989.

Branching Networks II

Horton \leftrightarrow
Tokunaga
Reducing Horton
Scaling relations
Fluctuations
Models
Nutshell
References



72 of 74

References VI

- [17] D. G. Tarboton, R. L. Bras, and I. Rodríguez-Iturbe. Comment on "On the fractal dimension of stream networks" by Paolo La Barbera and Renzo Rosso. [Water Resources Research](#), 26(9):2243–4, 1990.
- [18] E. Tokunaga. The composition of drainage network in Toyohira River Basin and the valuation of Horton's first law. [Geophysical Bulletin of Hokkaido University](#), 15:1–19, 1966.
- [19] E. Tokunaga. Consideration on the composition of drainage networks and their evolution. [Geographical Reports of Tokyo Metropolitan University](#), 13:G1–27, 1978.

Branching Networks II

Horton ⇔
Tokunaga
Reducing Horton
Scaling relations
Fluctuations
Models
Nutshell

References



73 of 74

References VII

- [20] E. Tokunaga. Ordering of divide segments and law of divide segment numbers. [Transactions of the Japanese Geomorphological Union](#), 5(2):71–77, 1984.
- [21] G. K. Zipf. [Human Behaviour and the Principle of Least-Effort](#). Addison-Wesley, Cambridge, MA, 1949.

Branching Networks II

Horton ⇔
Tokunaga
Reducing Horton
Scaling relations
Fluctuations
Models
Nutshell

References



74 of 74