

# The many disasters of the COVID-19 pandemic

Last updated: 2024/11/11, 14:11:39 EST

Principles of Complex Systems, Vols. 1, 2, & 3D  
CSYS/MATH 6701, 6713, & a pretend number, 2024–2025

Prof. Peter Sheridan Dodds

Computational Story Lab | Vermont Complex Systems Center  
Santa Fe Institute | University of Vermont

 Licensed under the [Creative Commons Attribution 4.0 International](https://creativecommons.org/licenses/by/4.0/)

The PoCSverse  
COVID-19 disasters  
1 of 26  
Narrative  
Epidemiology  
The dashboards are all wrong  
The peril

- 2020-01-14: WHO [tweeted](#):  
“Preliminary investigations conducted by the Chinese authorities have found no clear evidence of human-to-human transmission of the novel #coronavirus.”
- 2020-03-30: WHO Official Defends Guidance: ‘We’re Not Seeing’ Airborne Transmission

The PoCSverse  
COVID-19 disasters  
4 of 26  
Narrative  
Epidemiology  
The dashboards are all wrong  
The peril

## Journal entry, 2020-02-21:

### Twitter DMs to a colleague:

- Okay: The scientists studying pandemics need to be able to present some kind set of numbers that show how bad things are. The whole  $R_0$  disaster has been waiting to happen because people have been ... lazily having fun with math models? Unconcerned about how to communicate vital scientific information? Stupid? I don’t know. Maybe a radar plot visualization. I don’t know.
- “When these three boundaries are crossed, we are in trouble”
- Measles has an  $R_0$  of 20. We should all have it. Of course, there’s no f\*\*king time scale for  $R_0$  so we don’t know when that happens.

The PoCSverse  
COVID-19 disasters  
7 of 26  
Narrative  
Epidemiology  
The dashboards are all wrong  
The peril

## Outline

Narrative Epidemiology

The dashboards are all wrong

The peril

The PoCSverse  
COVID-19 disasters  
2 of 26  
Narrative  
Epidemiology  
The dashboards are all wrong  
The peril

### The whole concept of ‘disaster’ is a disaster:

- Dis + Aster = Bad Star = Astrological Ill Fate.
- If the heavens are a clockwork, then all was foretold.
- The stars and planets are the shadowy cabal.
- But we know there are different timelines available.
- Fate is a sometimes food, and there is only the story of fate. (more later in PoCS, Vol. 1).

The PoCSverse  
COVID-19 disasters  
5 of 26  
Narrative  
Epidemiology  
The dashboards are all wrong  
The peril

## Journal entry, 2020-02-21, cont.:

### Twitter DMs to a colleague:

- One of the core pieces we had in our old paper: “What is N?”
- And rare events matter so, so much. I keep seeing new countries report their first case.
- South Korea with the church. WaPo says cases are “soaring” there. I haven’t seen the numbers.

The PoCSverse  
COVID-19 disasters  
8 of 26  
Narrative  
Epidemiology  
The dashboards are all wrong  
The peril

## First: The Truth

### COVID-19 is a conspiracy

- It’s not a real contagion.
- Contagion: *con* = ‘with’ + *tangere* ‘to touch.’
- Conspiracy: *con* = ‘with’ + *tangere* ‘to breathe.’
- WHO declares COVID-19 transmission may be via airborne particles in ... [May, 2021](#) [after long resisting doing so](#)

The PoCSverse  
COVID-19 disasters  
3 of 26  
Narrative  
Epidemiology  
The dashboards are all wrong  
The peril

## Journal entry, 2020-02-11:

- Coronavirus
- The idiocy about  $R_0$  continues.
- Unbelievably believably bad science.

The PoCSverse  
COVID-19 disasters  
6 of 26  
Narrative  
Epidemiology  
The dashboards are all wrong  
The peril

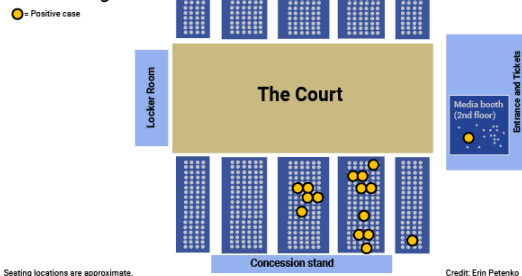
### [vtdigger](#)

- 2023-03-10: Tuesday basketball game, UVM beats UMBC 81–74.
- 2020-06-07: [2020/06/07: Six who attended UVM basketball playoff contracted Covid-19](#)  
“We weren’t thinking about Covid at all.”
- At least 50 people would experience symptoms.
- Three people in attendance would die.

The PoCSverse  
COVID-19 disasters  
9 of 26  
Narrative  
Epidemiology  
The dashboards are all wrong  
The peril

2020-06-10: Spread of Covid-19 from UVM game more extensive than thought

The cases from one Patrick Gym basketball game



Seating locations are approximate.

Credit: Erin Petenko

What is haPpeNing?

On March 11, within about 15 minutes after 9 pm US EST:

- 1. Tom Hanks and Rita Wilson announced that they had tested positive for COVID-19.
2. The National Basketball Association put its season on hold indefinitely due to the COVID-19 pandemic.
3. Trump gave an Oval Office Address during which the Dow Jones Industrial Average futures dropped.
4. Also: former US vice presidential candidate Sarah Palin was appearing on the popular Fox TV show 'The Masked Singer' in a bear costume.

Story versus the Virus

Journal entry, 2020-03-21:

The complete incompetence of Trump, our doom

Washington Post article, March 20

Azar couldn't get through to Trump to speak with him about the virus until Jan. 18, according to two senior administration officials. When he reached Trump by phone, the president interjected to ask about vaping and when flavored vaping products would be back on the market, the senior administration officials said.

2020-06-18: UVM basketball game was a major spreading event, VTDigger survey finds

'...the 3,200 cheering fans filling Patrick Gym represented all the ways not to act in a pandemic: squeezed shoulder-to-shoulder on the bleachers, offering high fives, yelling, sharing pizza with neighbors.'

2020-03-15, journal entry:

They look like us now

- What must be done, and must have been done from the start:
Test everyone.
We need sunlight, we need knowledge.
And we needed to be prepared.

In general for pandemics:

- Limit contact, groups, travel.
Wear masks, PPE.
Don't breathe other people's air, don't lick surfaces.

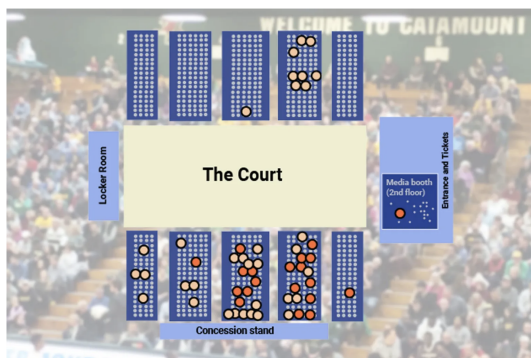
Story versus the Virus

Journal entry, 2020-03-21, cont.:

On Feb. 25, Nancy Messonnier, a senior CDC official, sounded perhaps the most significant public alarm to that point, when she told reporters that the coronavirus was likely to spread within communities in the United States and that disruptions to daily life could be 'severe.' Trump called Azar on his way back from a trip to India and complained that Messonnier was scaring the stock markets, according to two senior administration officials.

Like life, death finds a way.

2020-06-21: The Deeper Dig: How Covid-19 spread at a UVM basketball game



'Narrative Epidemiology' through TV Tropes:

- The virus is the Big Bad and a Complete Monster
Ignore the Scientists
Asymptomatic spreaders: The Virus looks like us now
Failure to act as one against a remorseless unified foe: Let's Split Up, Gang
Vaccine as a silver bullet
Bill Gates created the virus and wants to put chips in your head: Poison-and-Cure Gambit
Fear that disaster leads to worse: Tyrant Takes the Helm
Fundamental problem: We much prefer stories of individuals, not systems.

Mismeasurement of Death

System failure—things fall apart

- We couldn't and still can't count cases and deaths properly.
All up-to-date pandemic dashboards are wrong.
No error bars.
Like flying a plane with instruments showing readings from 3 hours ago.
We need a Grim Scorekeeper.
Excess deaths in the US have run at about 35% more than reported COVID deaths.
Estimate: Over 500,000 excess deaths in the US from March 15 to December 31, 2020.

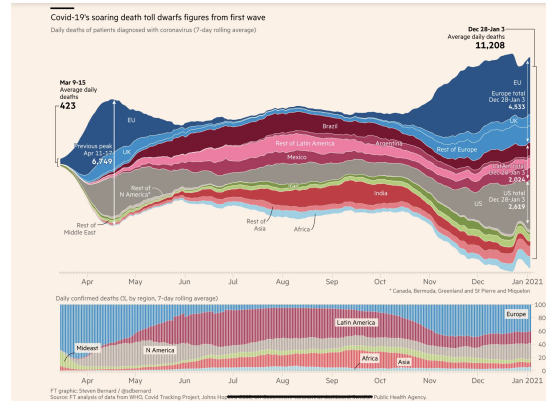
# Eight significant digits, no errors:

January 11, 2020, Johns Hopkins:



<https://www.ft.com>

## January 7, 2020, Financial Times, beautiful, misleading:



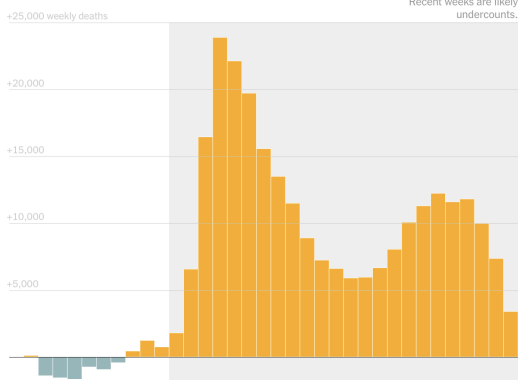
<https://www.ft.com>

## Eventually: time series with excess deaths:

September 20, New York Times:

### U.S. Deaths Above or Below Normal

257,900 excess deaths from March 15 to Aug. 29



The PoCSverse  
COVID-19 disasters  
19 of 26

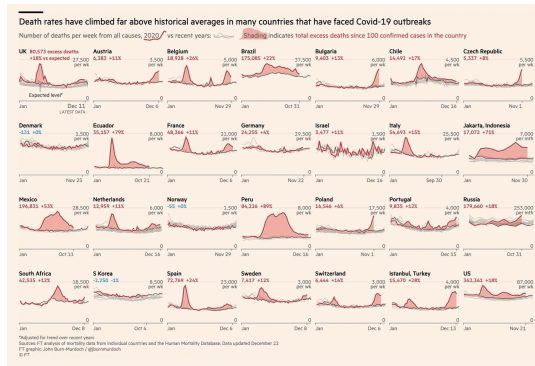
Narrative  
Epidemiology

The dashboards are all wrong

The peril

## Financial Times:

January 7, 2020, Financial Times:



<https://www.ft.com>

The PoCSverse  
COVID-19 disasters  
20 of 26

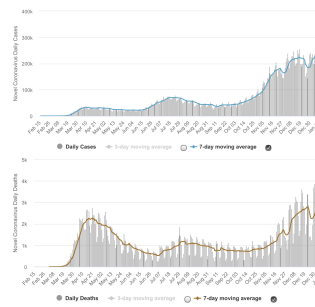
Narrative  
Epidemiology

The dashboards are all wrong

The peril

## The humans:

### Timely delivery of Stimulus Packages for the Virus and SIR models:



Vacations + fatigue + stories.

The PoCSverse  
COVID-19 disasters  
21 of 26

Narrative  
Epidemiology

The dashboards are all wrong

The peril

## The failure of epidemiological models

- Farr's model: Normal distribution for case load.
- Farr's Law!
- Non-mechanistic, farcical.
- Sigmoid functions appear everywhere and are easily produced by gimmick models.

## Mass negligent geronticide:

The PoCSverse  
COVID-19 disasters  
22 of 26

Narrative  
Epidemiology

The dashboards are all wrong

The peril

### Emergence of differential age mortality:

- Older people are not economically important.
- Shutting down society will ... ?

The PoCSverse  
COVID-19 disasters  
23 of 26

Narrative  
Epidemiology

The dashboards are all wrong

The peril

## Why not let it rip?

Especially early on, but throughout:

“It's no worse than the flu.”

“Flatten the curve”

The PoCSverse  
COVID-19 disasters  
25 of 26

Narrative  
Epidemiology

The dashboards are all wrong

The peril

The PoCSverse  
COVID-19 disasters  
26 of 26

Narrative  
Epidemiology

The dashboards are all wrong

The peril