

How Google Books misrepresents socio-cultural-linguistic evolution

Last updated: 2024/12/16, 14:14:51 EST

Principles of Complex Systems, Vols. 1, 2, & 3D
CSYS/MATH 6701, 6713, & a pretend number, 2024–2025

Prof. Peter Sheridan Dodds

Computational Story Lab | Vermont Complex Systems Center
Santa Fe Institute | University of Vermont

Licensed under the Creative Commons Attribution 4.0 International License

Censorship (okayish)

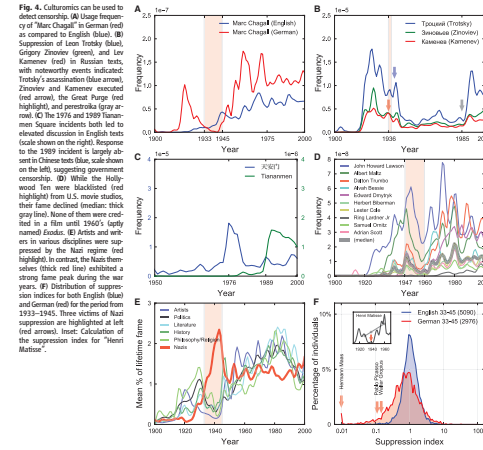
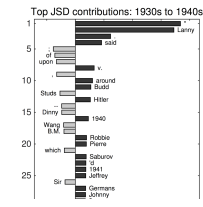


Fig. 4. Culturomics can be used to detect censorship. (A) Usage frequency of “Mare Chagall” in German (red) as compared to English (blue). (B) Suppression of Louis Trotsky (blue), Grigory Zinoviev (green), and Lev Kamenev (red) in Russian texts, with noteworthy events indicated: Trotsky’s assassination (blue arrow), Zinoviev and Kamenev executed (red arrow), the Great Purge (red highlight), and perestroika (gray arrow). (C) The 1916 and 1919 Transamerica incidents both led to elevated discussion in English texts (scale shown on the right). Response to the 1989 incident is largely absent in Chinese texts (blue, scale shown on the left), suggesting government censorship. (D) While the Hollywood Ten were blacklisted (red highlight) from U.S. movie studios, their fame declined (median: thick gray line). None of them were credited in a film until 1962’s (gray) named *Exodus*. (E) Artists and writers in various disciplines were suppressed by the Nazi regime (red highlight). In contrast, the Nazi themselves (thick red line) exhibited a strong fame peak during the war years. (F) Distribution of suppression indices for both English (blue) and German (red) for the period from 1933–1945. Three victims of Nazi suppression are highlighted at left (red arrow). Inset: Calculation of the suppression index for “Hitler Hitler”.



“Characterizing the Google Books corpus: Strong limits to inferences of socio-cultural and linguistic evolution”
Pechenick, Danforth, and Dodds,
PLoS ONE, **10**, e0137041, 2015. [2]

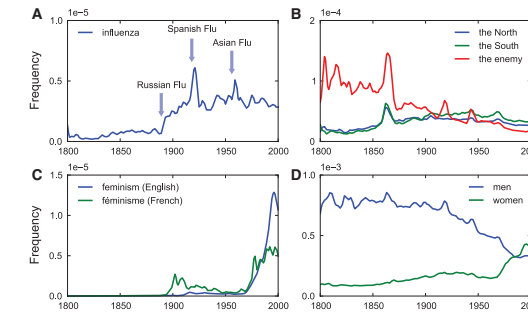


Outline

Google Books
When Corpora Go Wrong

References

Danger Will Robinson



(Search for “cherrypicking”)

- Press:
- New York Times: Google Books: A Complex and Controversial Experiment by Stephen Heyman (October 28, 2015)
 - Future Tense, slate.com: Is Google Books Leading Researchers Astray? by Jacob Brogan (October 14, 2015)
 - wired.com: The pitfalls of using Google Ngram to study language by Sarah Zhang (October 12, 2015)
 - discovery.com: Can Google Books Really Tell Us About Cultural Evolution? by Neuroskeptic (October 10, 2015)

Culturomics:

“Quantitative analysis of culture using millions of digitized books”
Michel et al.,
Science Magazine, **331**, 176–182, 2011. [1]

<http://www.culturomics.org/> and Google Books ngram viewer

Seriously, Danger Will Robinson

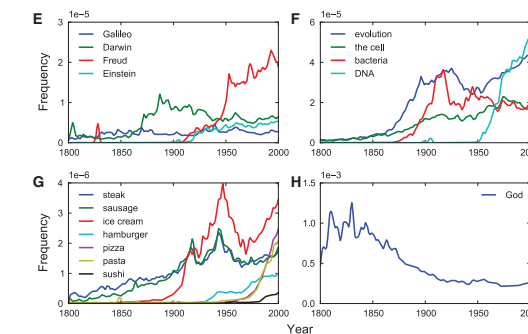
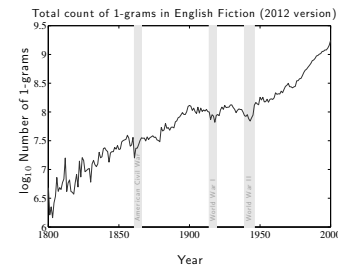


Fig. 5. Culturomics provides quantitative evidence for scholars in many fields. (A) Historical epidemiology: “influenza” is shown in blue; the Russian, Spanish, and Asian flu epidemics are highlighted. (B) History of the Civil War. (C) Comparative history. (D) Gender studies. (E and F) History of science. (G) Historical gastronomy. (H) History of religion: “God”.

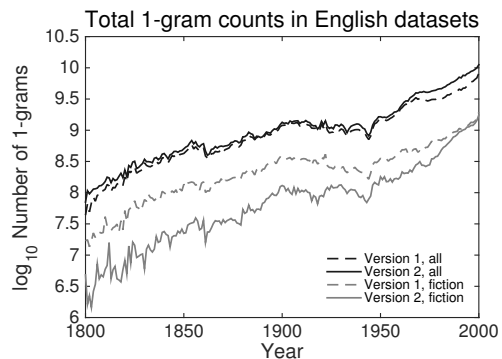
Volume of “words”—exponential growth



- Two data sets: Version 1 (2009, around 4% of all books published) and Version 2 (2012)
- Initial version: Around 4% of all published books.

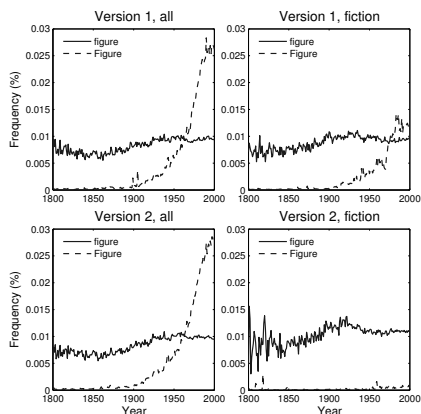
Barney Rubble:

“Characterizing the Google Books corpus: Strong limits to inferences of socio-cultural and linguistic evolution”
Pechenick, Danforth, and Dodds,
PLoS ONE, **10**, e0137041, 2015. [2]

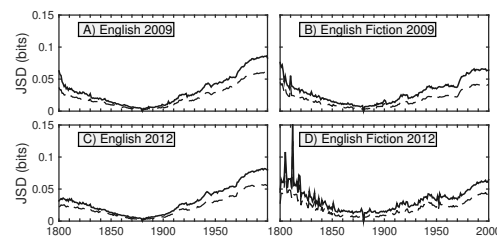


Trouble at Mill, 2/2:

Google Books inhaled a lot of Science:



JSD between 1880 and 1800–2000:



Contributions are counted for all words appearing above a 10^{-5} threshold in a given year; for the dashed curves, the threshold is 10^{-4} .

Trouble at Mill, 1/2:

Every book gets one vote:

Equally important:



“Harry Potter and the Sorcerer’s Stone” [a](#) [B](#)
by J. K. Rowling (1998). [B](#)



“Microwave Cooking for One” [a](#) [B](#)
by Marie Smith (1999). [B](#)

New editions, revisions, reprintings give very modest bump.

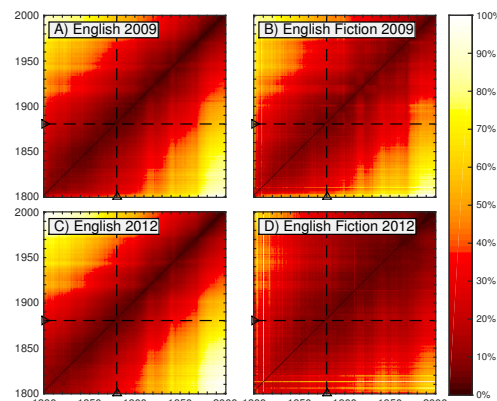
Kullback-Leibler divergence:

Given two distributions P and Q over N categories (e.g., 1-grams):

$$D_{KL}(P||Q) = \sum_{i=1}^N p_i \log_2 \frac{p_i}{q_i}$$

- Average number of extra bits required to encode a system with true distribution P under the belief that the true distribution is Q .
- Not symmetric.
- Can go kabloocy—happens if any $q_i = 0$.

JSD between years:



Trouble at Mill, 2/2:

Lord of the Rings is fading away:



- Search for [Frodo Gandalf](#) in English Fiction, 2012.
- English Fiction = fiction + literary criticism.

Jensen-Shannon divergence:

$$D_{JS}(P||Q) = \frac{1}{2} (D_{KL}(P||M) + D_{KL}(Q||M)),$$

- $M = \frac{1}{2}(P + Q)$ is the mixed distribution of P and Q .
- Symmetric, finite, square root is a metric.
- Rewrite:

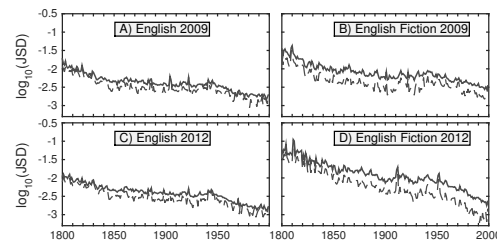
$$D_{JS}(P||Q) = H(M) - \frac{1}{2} (H(P) + H(Q))$$

- Use per word contribution to the JSD to make shifts:

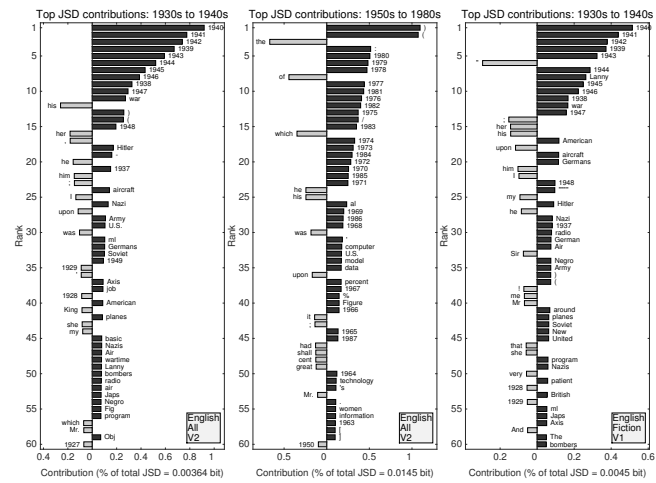
$$D_{JS,i}(P||Q) = -m_i \log_2 m_i + \frac{1}{2} (p_i \log_2 p_i + q_i \log_2 q_i)$$

Note: Later moved beyond JSD to rank-turbulence divergence and probability-turbulence divergence.

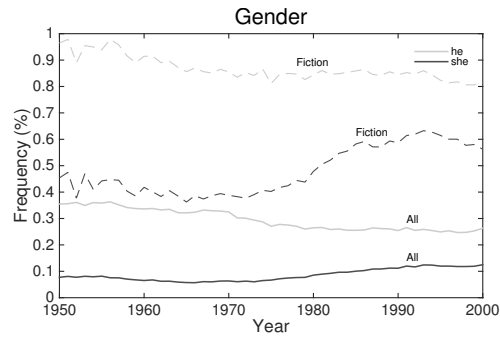
JSD between consecutive years:



Consecutive year (between each year and the following year) base-10 logarithms of JSD, corresponding to off-diagonals. For the solid curves, contributions are counted for all words appearing above a 10^{-5} threshold in a given year; for the dashed curves, the threshold is 10^{-4} . Divergences between consecutive years typically decline through the mid-19th century, remain relatively steady until the mid-20th century, then continue to decline gradually over time.



Representative of a more general shift:



The PoCSVerse
Corporal Concerns
23 of 31
Google Books
When Corpora Go Wrong
References

“God is dying”—Google Books



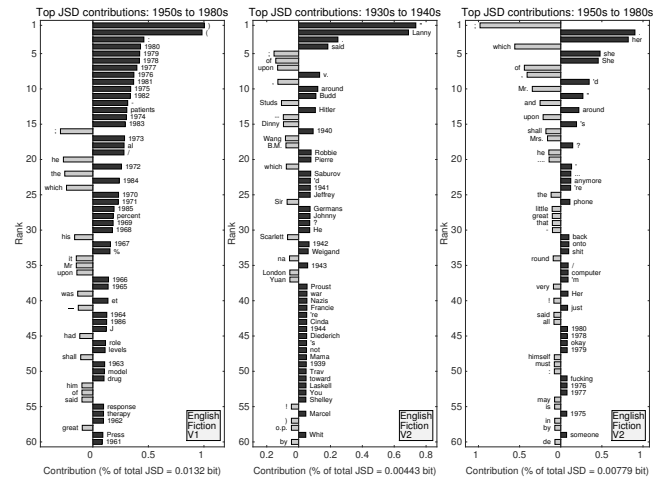
A deeper look reveals that the decline in sacred speech is not a recent trend, though we are only now becoming fully aware of it. By searching the Google Ngram corpus — a collection of millions of books, newspapers, webpages and speeches published between 1500 and 2008 — we can now determine the frequency of word usage over the centuries. This data shows that most religious and spiritual words have been declining in the English-speaking world since the early 20th century.

One might expect a meaty theological term like “salvation” to fade, but basic moral and religious words are also falling out of use. A study in [The Journal of Positive Psychology](#) analyzed 50 terms associated with moral virtue. Language about the virtues Christians call the fruit of the spirit — words like “love,” “patience,” “gentleness” and “faithfulness” — has become much rarer. Humility words, like “modesty,” fell by 52 percent. Compassion words, like “kindness,” dropped by 56 percent. Gratitude words, like “thankfulness,” declined by 49 percent.

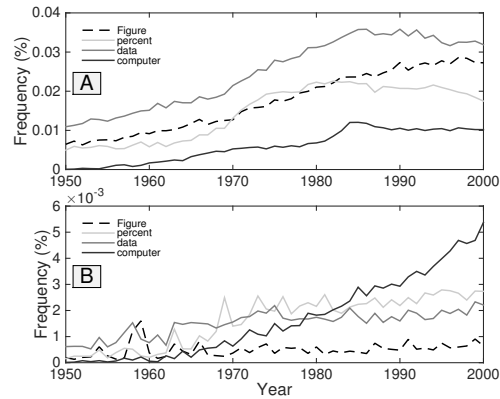
nytimes.com/2018/10/13/opinion/sunday/talk-god-spirituality-christian.html

theweek.com/articles/791795/death-sacred-speech (2018-09-10)

The book to sell: [Learning to Speak God from Scratch: Why Sacred Words Are Vanishing—and How We Can Revive Them](#)



More Science:



The PoCSVerse
Corporal Concerns
24 of 31
Google Books
When Corpora Go Wrong
References

“God feels fine!” —Also Google Books

Language Log goodness:

[Lexico-cultural decay?](http://lexico-cultural-decay/)
<http://languagelog ldc.upenn.edu/nll/?p=40222>

Mark Liberman

Architecture would appear to be failing with relative decreases in: stairway, foundation, roof, eaves, arch, cornice.

[“More on trends in the Google ngrams corpus”](http://languagelog ldc.upenn.edu/nll/?p=40349)
<http://languagelog ldc.upenn.edu/nll/?p=40349>

Mark Liberman, again

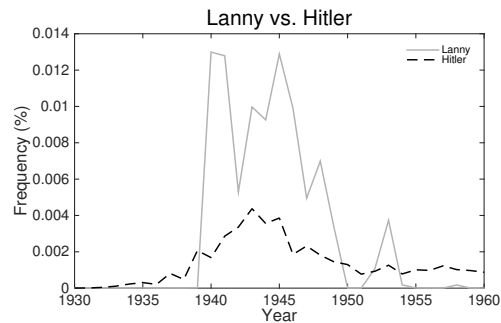
“God talk” words have all been going up after 2000.

We fight the good fight with a (towering) Twitter thread, an essential tool of science:

<https://twitter.com/compstorylab/status/1052708929795497990>

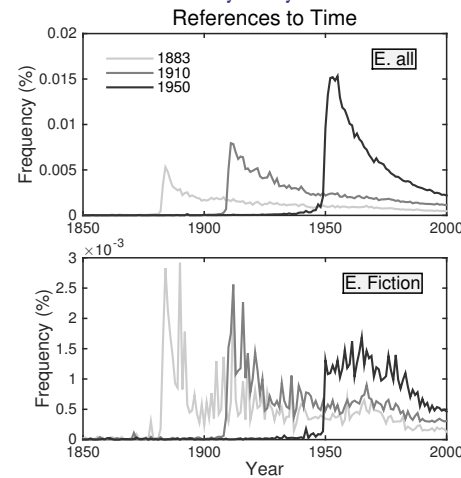
Lanny Budd, Upton Sinclair’s forgotten hero

The PoCSVerse
Corporal Concerns
22 of 31
Google Books
When Corpora Go Wrong
References



Science drives the memory story:

The PoCSVerse
Corporal Concerns
23 of 31
Google Books
When Corpora Go Wrong
References



Wikipedia’s entry on Google ngrams:

The PoCSVerse
Corporal Concerns
28 of 31
Google Books
When Corpora Go Wrong
References

Criticism

The data set has been criticized for its reliance upon inaccurate OCR, an overabundance of scientific literature, and for including large numbers of incorrectly dated and categorized texts.^{[12][13]} Because of these errors, and because it is uncontrolled for bias^[14] (such as the increasing amount of scientific literature, which causes other terms to appear to decline in popularity), it is risky to use this corpus to study language or test theories.^[15] Since the data set does not include metadata, it may not reflect general linguistic or cultural change^[16] and can only hint at such an effect.

Another issue is that the corpus is in effect a library, containing one of each book. A single, prolific author is thereby able to noticeably insert new phrases into the Google Books lexicon, whether the author is widely read or not.^[14]

OCR issues

Optical character recognition, or OCR, is not always reliable, and some characters may not be scanned correctly. In particular, systemic errors like the confusion of “s” and “f” in pre-19th century texts (due to the use of the long_s which was similar in appearance to “f”) can cause systemic bias. Although Google Ngram Viewer claims that the results are reliable from 1800 onwards, poor OCR and insufficient data mean that frequencies given for languages such as Chinese may only be accurate from 1970 onward, with earlier parts of the corpus showing no results at all for common terms, and data for some years containing more than 50% noise.^{[17][18]}

Ref. 14 = Pechenick *et al.* [2]

Shell of the nut:

- ☞ First issue: Google Books has the appearance of cultural popularity.
- ☞ But it's really a representation of a quasi-lexicon.
- ☞ Depopularizing: Each book appears once (in principle).
- ☞ But natural unevenness of Zipf distribution for words gives veneer of popularity.
- ☞ Second issue: Inclusion of massive amounts of scientific literature makes a mess.
- ☞ Upshot: Google Books needs a lot more metadata.

References I

- [1] J.-B. Michel, Y. K. Shen, A. P. Aiden, A. Veres, M. K. Gray, The Google Books Team, J. P. Pickett, D. Hoiberg, D. Clancy, P. Norvig, J. Orwant, S. Pinker, M. A. Nowak, and E. A. Lieberman.
Quantitative analysis of culture using millions of digitized books.
[Science Magazine](#), 331:176–182, 2011. [pdf](#)
- [2] E. A. Pechenick, C. M. Danforth, and P. S. Dodds.
Characterizing the Google Books corpus: Strong limits to inferences of socio-cultural and linguistic evolution.
[PLoS ONE](#), 10:e0137041, 2015. [pdf](#)
- [3] J. K. Rowling.
[Harry Potter and the Sorcerer's Stone](#).
Scholastic Press, New York, 1998.

References II

- [4] M. Smith.
[Microwave Cooking for One](#).
Pelican Publishing, 1999.