

# Power-Law Size Distributions

Last updated: 2021/10/06, 20:26:04 EDT

Principles of Complex Systems, Vols. 1 & 2  
CSYS/MATH 300 and 303, 2021-2022 | @pocsvox

Prof. Peter Sheridan Dodds | @peterdodds

Computational Story Lab | Vermont Complex Systems Center  
Vermont Advanced Computing Core | University of Vermont



The PoCSverse  
Power-Law Size  
Distributions  
1 of 67

Our Intuition

Definition

Examples

Wild vs. Mild

CCDFs

Zipf's law

Zipf  $\leftrightarrow$  CCDF

References

$$P(x) \sim x^{-\delta}$$

Licensed under the *Creative Commons Attribution-NonCommercial-ShareAlike 3.0 License*.

These slides are brought to you by:

Sealie & Lambie  
Productions



The PoCverse  
Power-Law Size  
Distributions  
2 of 67

Our Intuition

Definition

Examples

Wild vs. Mild

CCDFs

Zipf's law

Zipf  $\Leftrightarrow$  CCDF


References

$$P(x) \sim x^{-\delta}$$



# These slides are also brought to you by:

## Special Guest Executive Producer



The PoCverse  
Power-Law Size  
Distributions  
3 of 67

Our Intuition

Definition

Examples

Wild vs. Mild



CCDFs

Zipf's law

Zipf  $\Leftrightarrow$  CCDF

References

$$P(x) \sim x^{-\delta}$$

 On Instagram at [pratchett\\_the\\_cat](https://www.instagram.com/pratchett_the_cat) 

# Outline

Our Intuition

Definition

Examples

Wild vs. Mild

CCDFs

Zipf's law

Zipf  $\Leftrightarrow$  CCDF

References

The PoCverse  
Power-Law Size  
Distributions

4 of 67

Our Intuition

Definition

Examples

Wild vs. Mild

CCDFs

Zipf's law



Zipf  $\Leftrightarrow$  CCDF



References

$$P(x) \sim x^{-\delta}$$

## Two of the many things we struggle with cognitively:

### 1. Probability.

 Ex. [The Monty Hall Problem.](#) 

 Ex. [Daughter/Son born on Tuesday.](#) 

(see next two slides; [Wikipedia entry here](#) )

### 2. Logarithmic scales.

$$P(x) \sim x^{-\delta}$$

## Two of the many things we struggle with cognitively:

### 1. Probability.

- Ex. [The Monty Hall Problem.](#)
- Ex. [Daughter/Son born on Tuesday.](#)  
(see next two slides; [Wikipedia entry here](#).)

### 2. Logarithmic scales.

## On counting and logarithms:



Listen to Radiolab's 2009 piece:  
["Numbers."](#)



Later: [Benford's Law](#).

$$P(x) \sim x^{-\delta}$$



## Two of the many things we struggle with cognitively:

### 1. Probability.

- Ex. [The Monty Hall Problem.](#)
- Ex. [Daughter/Son born on Tuesday.](#)  
(see next two slides; [Wikipedia entry here](#).)

### 2. Logarithmic scales.

## On counting and logarithms:



Listen to Radiolab's 2009 piece: ["Numbers."](#)



Later: [Benford's Law](#)

$$P(x) \sim x^{-\delta}$$

Also to be enjoyed: the magnificence of [the Dunning-Kruger effect](#)

# Homo probabilisticus?

The set up:

The PoCSverse  
Power-Law Size  
Distributions  
6 of 67

Our Intuition

Definition

Examples

Wild vs. Mild

CCDFs

Zipf's law


Zipf  $\Leftrightarrow$  CCDF

References

$$P(x) \sim x^{-\delta}$$

# Homo probabilisticus?

The set up:

 A parent has two children.

The PoCSverse  
Power-Law Size  
Distributions  
6 of 67

Our Intuition

Definition

Examples

Wild vs. Mild

CCDFs

Zipf's law


Zipf  $\Leftrightarrow$  CCDF

References


$$P(x) \sim x^{-\delta}$$

# Homo probabilisticus?

The set up:

 A parent has two children.

Simple probability question:

 What is the probability that both children are girls?

The PoCverse  
Power-Law Size  
Distributions  
6 of 67

Our Intuition

Definition

Examples

Wild vs. Mild

CCDFs

Zipf's law

Zipf  $\Leftrightarrow$  CCDF


References

$$P(x) \sim x^{-\delta}$$




# Homo probabilisticus?

The set up:

 A parent has two children.

Simple probability question:

 What is the probability that both children are girls?

The next set up:

The PoCverse  
Power-Law Size  
Distributions  
6 of 67

Our Intuition

Definition

Examples

Wild vs. Mild

CCDFs

Zipf's law


Zipf  $\Leftrightarrow$  CCDF

References


$$P(x) \sim x^{-\delta}$$

# Homo probabilisticus?


The set up:

 A parent has two children.

Simple probability question:

 What is the probability that both children are girls?

The next set up:

 A parent has two children.

The PoCverse  
Power-Law Size  
Distributions  
6 of 67

Our Intuition

Definition

Examples

Wild vs. Mild

CCDFs

Zipf's law


Zipf  $\Leftrightarrow$  CCDF

References


$$P(x) \sim x^{-\delta}$$

# Homo probabilisticus?


The set up:


 A parent has two children.

Simple probability question:

 What is the probability that both children are girls?

The next set up:


 A parent has two children.

 We know one of them is a girl.


$$P(x) \sim x^{-\delta}$$

# Homo probabilisticus?


The set up:


 A parent has two children.

Simple probability question:


 What is the probability that both children are girls?

The next set up:

 A parent has two children.

 We know one of them is a girl.

The next probabilistic poser:


 What is the probability that both children are girls?

$$P(x) \sim x^{-\delta}$$





# Homo probabilisticus?

The set up:


 A parent has two children.


Simple probability question:

 What is the probability that both children are girls?


 1/4 ...

The next set up:

 A parent has two children.

 We know one of them is a girl.


The next probabilistic poser:

 What is the probability that both children are girls?


$$P(x) \sim x^{-\delta}$$


# Homo probabilisticus?

The set up:


 A parent has two children.


Simple probability question:

 What is the probability that both children are girls?


 1/4 ...


The next set up:

 A parent has two children.

 We know one of them is a girl.

The next probabilistic poser:

 What is the probability that both children are girls?

 1/3 ...

$$P(x) \sim x^{-\delta}$$

Try this one:

The PoCSverse  
Power-Law Size  
Distributions  
7 of 67

Our Intuition

Definition

Examples

Wild vs. Mild

CCDFs

Zipf's law

Zipf  $\Leftrightarrow$  CCDF

References

$$P(x) \sim x^{-\delta}$$

Try this one:



A parent has two children.

The PoCverse  
Power-Law Size  
Distributions  
7 of 67

Our Intuition

Definition

Examples

Wild vs. Mild

CCDFs

Zipf's law

Zipf  $\Leftrightarrow$  CCDF

References

$$P(x) \sim x^{-\delta}$$



## Try this one:



A parent has two children.



We know one of them is a girl **born on a Tuesday**.

The PoCSverse  
Power-Law Size  
Distributions

7 of 67

Our Intuition

Definition

Examples

Wild vs. Mild

CCDFs


Zipf's law


Zipf  $\Leftrightarrow$  CCDF

References


$$P(x) \sim x^{-\delta}$$

Try this one:

 A parent has two children.

 We know one of them is a girl born on a Tuesday.

Simple question #3:

 What is the probability that both children are girls?

The PoCverse  
Power-Law Size  
Distributions  
7 of 67

Our Intuition

Definition

Examples

Wild vs. Mild

CCDFs


Zipf's law


Zipf  $\Leftrightarrow$  CCDF

References


$$P(x) \sim x^{-\delta}$$

Try this one:


 A parent has two children.

 We know one of them is a girl **born on a Tuesday**.

Simple question #3:

 What is the probability that both children are girls?

Last:

 A parent has two children.

The PoCverse  
Power-Law Size  
Distributions  
7 of 67

Our Intuition

Definition

Examples

Wild vs. Mild

CCDFs


Zipf's law


Zipf  $\Leftrightarrow$  CCDF

References


$$P(x) \sim x^{-\delta}$$

Try this one:


 A parent has two children.


 We know one of them is a girl born on a Tuesday.

Simple question #3:

 What is the probability that both children are girls?

Last:

 A parent has two children.

 We know one of them is a girl born on December 31.

The PoCverse  
Power-Law Size  
Distributions  
7 of 67

Our Intuition

Definition

Examples

Wild vs. Mild

CCDFs


Zipf's law


Zipf  $\Leftrightarrow$  CCDF

References


$$P(x) \sim x^{-\delta}$$

Try this one:


 A parent has two children.


 We know one of them is a girl born on a Tuesday.

Simple question #3:


 What is the probability that both children are girls?

Last:

 A parent has two children.

 We know one of them is a girl born on December 31.

And ...

 What is the probability that both children are girls?

The PoCverse  
Power-Law Size  
Distributions  
7 of 67

Our Intuition

Definition

Examples

Wild vs. Mild

CCDFs

Zipf's law


Zipf  $\Leftrightarrow$  CCDF


References

$$P(x) \sim x^{-\delta}$$




Try this one:

 A parent has two children.


 We know one of them is a girl born on a Tuesday.


Simple question #3:

 What is the probability that both children are girls?


 ?

Last:

 A parent has two children.

 We know one of them is a girl born on December 31.

And ...

 What is the probability that both children are girls?

The PoCverse  
Power-Law Size  
Distributions  
7 of 67

Our Intuition

Definition

Examples

Wild vs. Mild

CCDFs


Zipf's law


Zipf  $\Leftrightarrow$  CCDF

References


$$P(x) \sim x^{-\delta}$$

Try this one:

 A parent has two children.


 We know one of them is a girl born on a Tuesday.


Simple question #3:

 What is the probability that both children are girls?


 ?

Last:

 A parent has two children.

 We know one of them is a girl born on December 31.

And ...

 What is the probability that both children are girls?

 ?

The PoCverse  
Power-Law Size  
Distributions  
7 of 67

Our Intuition

Definition

Examples

Wild vs. Mild

CCDFs

Zipf's law

Zipf  $\Leftrightarrow$  CCDF

References

$$P(x) \sim x^{-\delta}$$

# Let's test our collective intuition:



Money  
≡  
Belief

The PoCverse  
Power-Law Size  
Distributions  
8 of 67

Our Intuition

Definition

Examples

Wild vs. Mild

CCDFs

Zipf's law

Zipf  $\leftrightarrow$  CCDF

References

$$P(x) \sim x^{-\delta}$$

# Let's test our collective intuition:



Money  
≡  
Belief

Two questions about wealth distribution in the United States:

The PoCSverse  
Power-Law Size  
Distributions  
8 of 67

Our Intuition

Definition

Examples

Wild vs. Mild

CCDFs

Zipf's law

Zipf  $\leftrightarrow$  CCDF

References

$$P(x) \sim x^{-\delta}$$



# Let's test our collective intuition:



Money  
≡  
Belief

Two questions about wealth distribution in the United States:

1. Please estimate the percentage of all wealth owned by individuals when grouped into quintiles.

The PoCverse  
Power-Law Size  
Distributions  
8 of 67

Our Intuition

Definition

Examples

Wild vs. Mild

CCDFs

Zipf's law

Zipf  $\leftrightarrow$  CCDF

References

$$P(x) \sim x^{-\delta}$$



# Let's test our collective intuition:



Money  
≡  
Belief

Two questions about wealth distribution in the United States:

1. Please estimate the percentage of all wealth owned by individuals when grouped into quintiles.
2. Please estimate what you believe each quintile should own, ideally.

The PoCverse  
Power-Law Size  
Distributions  
8 of 67

Our Intuition

Definition

Examples

Wild vs. Mild

CCDFs

Zipf's law

Zipf  $\leftrightarrow$  CCDF

References

$$P(x) \sim x^{-\delta}$$

# Let's test our collective intuition:



Money  
≡  
Belief

Two questions about wealth distribution in the United States:

1. Please estimate the percentage of all wealth owned by individuals when grouped into quintiles.
2. Please estimate what you believe each quintile should own, ideally.
3. Extremes: 100, 0, 0, 0, 0 and 20, 20, 20, 20, 20.

The PoCverse  
Power-Law Size  
Distributions  
8 of 67

Our Intuition

Definition

Examples

Wild vs. Mild

CCDFs

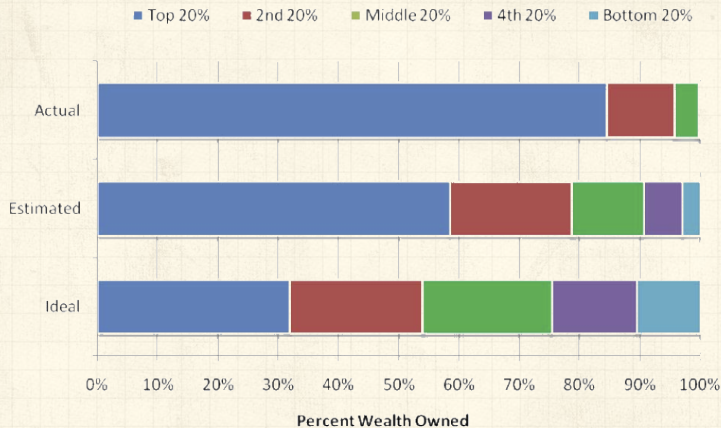
Zipf's law

Zipf  $\leftrightarrow$  CCDF

References

$$P(x) \sim x^{-\delta}$$

## Wealth distribution in the United States: <sup>[12]</sup>



**Fig. 2.** The actual United States wealth distribution plotted against the estimated and ideal distributions across all respondents. Because of their small percentage share of total wealth, both the “4th 20%” value (0.2%) and the “Bottom 20%” value (0.1%) are not visible in the “Actual” distribution.

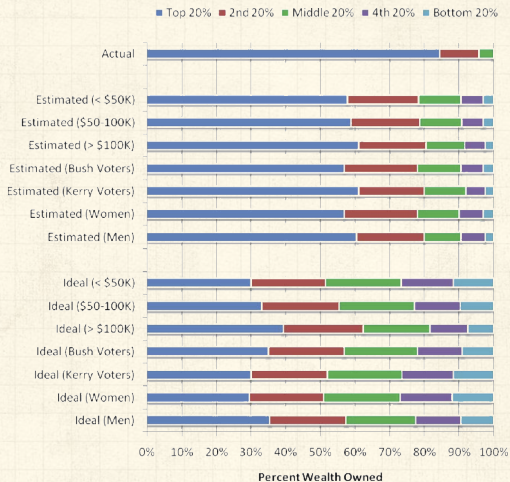
$$P(x) \sim x^{-\delta}$$

“Building a better America—One wealth quintile at a time”  
Norton and Ariely, 2011. <sup>[12]</sup>





# Wealth distribution in the United States: [12]



**Fig. 3.** The actual United States wealth distribution plotted against the estimated and ideal distributions of respondents of different income levels, political affiliations, and genders. Because of their small percentage share of total wealth, both the “4th 20%” value (0.2%) and the “Bottom 20%” value (0.1%) are not visible in the “Actual” distribution.

The PoCverse  
Power-Law Size  
Distributions  
11 of 67

Our Intuition

Definition

Examples

Wild vs. Mild

CCDFs

Zipf's law

Zipf  $\Leftrightarrow$  CCDF

References



A highly watched video based on this research is



# The Boggoracle Speaks:

The PoCverse  
Power-Law Size  
Distributions  
12 of 67

Our Intuition

Definition

Examples

Wild vs. Mild

CCDFs

Zipf's law

Zipf  $\Leftrightarrow$  CCDF

References



# The Boggoracle Speaks:

The PoCverse  
Power-Law Size  
Distributions  
13 of 67

Our Intuition

Definition

Examples

Wild vs. Mild

CCDFs

Zipf's law

Zipf  $\Leftrightarrow$  CCDF

References



The sizes of many systems' elements appear to obey an  
inverse power-law size distribution:

$$P(\text{size} = x) \sim c x^{-\gamma}$$


where  $0 < x_{\min} < x < x_{\max}$  and  $\gamma > 1$ .



The sizes of many systems' elements appear to obey an inverse power-law size distribution:

$$P(\text{size} = x) \sim c x^{-\gamma}$$

where  $0 < x_{\min} < x < x_{\max}$  and  $\gamma > 1$ .


  $x_{\min}$  = lower cutoff,  $x_{\max}$  = upper cutoff




The sizes of many systems' elements appear to obey an inverse power-law size distribution:

$$P(\text{size} = x) \sim c x^{-\gamma}$$

where  $0 < x_{\min} < x < x_{\max}$  and  $\gamma > 1$ .

  $x_{\min}$  = lower cutoff,  $x_{\max}$  = upper cutoff

 Negative linear relationship in log-log space:

$$\log_{10} P(x) = \log_{10} c - \gamma \log_{10} x$$







The sizes of many systems' elements appear to obey an **inverse power-law size distribution**:


$$P(\text{size} = x) \sim c x^{-\gamma}$$

where  $0 < x_{\min} < x < x_{\max}$  and  $\gamma > 1$ .

  $x_{\min}$  = lower cutoff,  $x_{\max}$  = upper cutoff

 Negative linear relationship in log-log space:

$$\log_{10} P(x) = \log_{10} c - \gamma \log_{10} x$$

 We use base 10 because we are **good people**.



# Size distributions:

Usually, only the tail of the distribution obeys a power law:

$$P(x) \sim c x^{-\gamma} \text{ for } x \text{ large.}$$

The PoCverse  
Power-Law Size  
Distributions  
15 of 67

Our Intuition

Definition

Examples

Wild vs. Mild

CCDFs

Zipf's law

Zipf  $\Leftrightarrow$  CCDF


References



# Size distributions:

Usually, only the tail of the distribution obeys a power law:

$$P(x) \sim c x^{-\gamma} \text{ for } x \text{ large.}$$


 Still use term 'power-law size distribution.'





# Size distributions:


Usually, only the tail of the distribution obeys a power law:

$$P(x) \sim c x^{-\gamma} \text{ for } x \text{ large.}$$

 Still use term 'power-law size distribution.'

 Other terms:

 **Fat-tailed** distributions.


 **Heavy-tailed** distributions.





# Size distributions:


Usually, only the tail of the distribution obeys a power law:

$$P(x) \sim c x^{-\gamma} \text{ for } x \text{ large.}$$


 Still use term 'power-law size distribution.'

 Other terms:

 **Fat-tailed** distributions.

 **Heavy-tailed** distributions.

Beware:


 Inverse power laws aren't the only ones:  
lognormals[!\[\]\(740312fd467f47b04cab841ab3868d83\_img.jpg\)](#), Weibull distributions[!\[\]\(dbb8da2687e90ededffd3484b6b666cf\_img.jpg\)](#), ...





# Size distributions:

Many systems have discrete sizes  $k$ :

 Word frequency

The PoCverse  
Power-Law Size  
Distributions  
16 of 67

Our Intuition

Definition

Examples

Wild vs. Mild

CCDFs

Zipf's law

Zipf  $\Leftrightarrow$  CCDF

References



# Size distributions:

Many systems have discrete sizes  $k$ :



Word frequency



Node degree in networks: # friends, # hyperlinks, etc.

The PoCverse  
Power-Law Size  
Distributions  
16 of 67

Our Intuition

Definition

Examples

Wild vs. Mild

CCDFs

Zipf's law




Zipf  $\Leftrightarrow$  CCDF

References



# Size distributions:

Many systems have discrete sizes  $k$ :

-  Word frequency
-  Node degree in networks: # friends, # hyperlinks, etc.
-  # citations for articles, court decisions, etc.

The PoCverse  
Power-Law Size  
Distributions  
16 of 67

Our Intuition

Definition

Examples

Wild vs. Mild

CCDFs

Zipf's law




Zipf  $\Leftrightarrow$  CCDF

References





# Size distributions:

Many systems have discrete sizes  $k$ :

-  Word frequency
-  Node degree in networks: # friends, # hyperlinks, etc.
-  # citations for articles, court decisions, etc.

$$P(k) \sim c k^{-\gamma}$$

where  $k_{\min} \leq k \leq k_{\max}$

-  Obvious fail for  $k = 0$ .
-  Again, typically a description of distribution's tail.



# Word frequency:

Brown Corpus ↗ (~  $10^6$  words):

rank	word	% q
1.	the	6.8872
2.	of	3.5839
3.	and	2.8401
4.	to	2.5744
5.	a	2.2996
6.	in	2.1010
7.	that	1.0428
8.	is	0.9943
9.	was	0.9661
10.	he	0.9392
11.	for	0.9340
12.	it	0.8623
13.	with	0.7176
14.	as	0.7137
15.	his	0.6886

rank	word	% q
1945.	apply	0.0055
1946.	vital	0.0055
1947.	September	0.0055
1948.	review	0.0055
1949.	wage	0.0055
1950.	motor	0.0055
1951.	fifteen	0.0055
1952.	regarded	0.0055
1953.	draw	0.0055
1954.	wheel	0.0055
1955.	organized	0.0055
1956.	vision	0.0055
1957.	wild	0.0055
1958.	Palmer	0.0055
1959.	intensity	0.0055





# Jonathan Harris's Wordcount:

A word frequency distribution explorer:



The PoCverse  
Power-Law Size  
Distributions  
18 of 67

[Our Intuition](#)

[Definition](#)

[Examples](#)

[Wild vs. Mild](#)

[CCDFs](#)

[Zipf's law](#)

[Zipf  \$\leftrightarrow\$  CCDF](#)


[References](#)





# “Thing Explainer: Complicated Stuff in Simple Words”

## by Randall Munroe (2015). <sup>[10]</sup>



## BOAT THAT GOES UNDER THE SEA

We've always had boats that go under the sea, but in the last few hundred years, we've learned to make ones that come back up.

At first, we used those boats to shoot at other boats, make holes in them, or stick things to them that blew up.

Later, we found a new use for these boats: keeping our city-burning machines hot, safe, and ready to use if there's a war.

### WORLD-ENDING BOAT

The boat shown here carries up to two dozen city-burning war machines. People have added on the power used during the Second World War—the machines that blow up, at the guns that fire, and at the ships that burn it. It's a lot of fire power. Each of these boats carries several times that much.

### SPECIAL SEA WORDS

Most of the time, if you call a really big boat a "boat," people who know a bit about boats will get mad at you. But boats that go under the sea are really called "boats."

### HEAVY METAL POWER MACHINE

These boats are powered by heavy metal, just like some power buildings. The reason they can stay hidden for a long time without running out of power. Any time heavy metal is used for power, people worry about something going wrong. Of course, green-what these boats are built for, people worry even more about the idea of one of them working right.

### BREATHING STICK

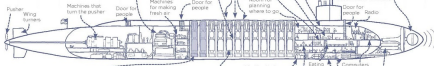
This brings fresh air into the boat, but the boat can also make its own air by breaking water into the parts it's made of. This takes a lot of power, but the boat is powered by heavy metal, so it has enough power to do whatever it wants.

### MIRROR LOOKERS

When the boat is hiding under the sea, it can come near the surface and use these sticks with mirrors in them to let the people inside see out of the water.

### SOUND LOOKERS

Light can't go far under water, so these boats "see" with sound. The boat makes sound, which hits things and comes back. By listening carefully, the people in the boat can tell what's around them without seeing it. Like if you talk to a friend that's behind a wall, you can hear their voice but not see them.



### EMPTY ROOMS

A while ago, everyone decided the world didn't need so many city-burning machines. This country agreed to turn off four of the two dozen firing machine carriers in each boat, leaving only twenty.

### MACHINES FOR BURNING CITIES

Each part of these rooms has a firing carrier full of city-burning machines. When a firing carrier is used, the boats can shoot the carrier and its machines anywhere in the world in under an hour.

### OTHER BOATS THAT GO UNDER THE SEA

These are some other boats, drawn to show how big they are next to the world-ending boat above.

The PoCverse  
Power-Law Size  
Distributions  
19 of 67

Our Intuition

Definition

Examples

Wild vs. Mild


CCDFs

Zipf's law

Zipf  $\leftrightarrow$  CCDF

References



Up goer five 

# The long tail of knowledge:

The PoCverse  
Power-Law Size  
Distributions  
20 of 67

[Our Intuition](#)

[Definition](#)

[Examples](#)

[Wild vs. Mild](#)

[CCDFs](#)

[Zipf's law](#)

[Zipf  \$\Leftrightarrow\$  CCDF](#)

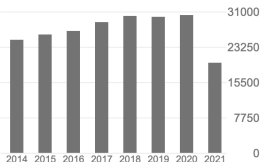
[References](#)

## Take a scrolling voyage

Cited by

[VIEW ALL](#)

	All	Since 2016
Citations	432350	165872
h-index	155	104
i10-index	369	277



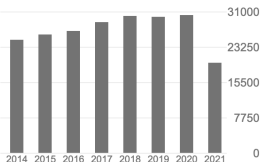
# The long tail of knowledge:

Take a scrolling voyage  
to the citational abyss,

Cited by

[VIEW ALL](#)

	All	Since 2016
Citations	432350	165872
h-index	155	104
i10-index	369	277



The PoCverse  
Power-Law Size  
Distributions  
20 of 67

[Our Intuition](#)

[Definition](#)

[Examples](#)

[Wild vs. Mild](#)

[CCDFs](#)

[Zipf's law](#)

[Zipf  \$\Leftrightarrow\$  CCDF](#)

[References](#)



# The long tail of knowledge:

The PoCsverse  
Power-Law Size  
Distributions  
20 of 67

[Our Intuition](#)

[Definition](#)

[Examples](#)

[Wild vs. Mild](#)

[CCDFs](#)

[Zipf's law](#)

[Zipf  \$\Leftrightarrow\$  CCDF](#)

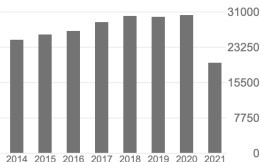
[References](#)

Take a scrolling voyage  
to the citational abyss,  
starting at the surface with

Cited by

[VIEW ALL](#)

	All	Since 2016
Citations	432350	165872
h-index	155	104
i10-index	369	277





# The long tail of knowledge:

The PoCverse  
Power-Law Size  
Distributions  
20 of 67

[Our Intuition](#)

[Definition](#)

[Examples](#)

[Wild vs. Mild](#)

[CCDFs](#)

[Zipf's law](#)

[Zipf  \$\Leftrightarrow\$  CCDF](#)

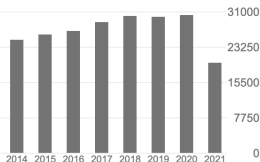
[References](#)

Take a scrolling voyage  
to the citational abyss,  
starting at the surface with  
the lonely, giant citaceans,

Cited by

[VIEW ALL](#)

	All	Since 2016
Citations	432350	165872
h-index	155	104
i10-index	369	277



# The long tail of knowledge:

The PoCverse  
Power-Law Size  
Distributions  
20 of 67

[Our Intuition](#)

[Definition](#)

[Examples](#)

[Wild vs. Mild](#)

[CCDFs](#)

[Zipf's law](#)

[Zipf  \$\leftrightarrow\$  CCDF](#)

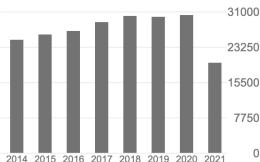
[References](#)

Take a scrolling voyage  
to the citational abyss,  
starting at the surface with  
the lonely, giant citaceans,  
moving down

Cited by

[VIEW ALL](#)

	All	Since 2016
Citations	432350	165872
h-index	155	104
i10-index	369	277



# The long tail of knowledge:

The PoCverse  
Power-Law Size  
Distributions  
20 of 67

[Our Intuition](#)

[Definition](#)

[Examples](#)

[Wild vs. Mild](#)

[CCDFs](#)

[Zipf's law](#)

[Zipf  \$\leftrightarrow\$  CCDF](#)

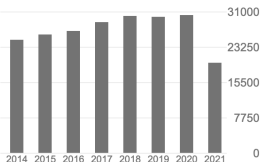
[References](#)

Take a scrolling voyage  
to the citational abyss,  
starting at the surface with  
the lonely, giant citaceans,  
moving down  
to the legion of strange,

Cited by

[VIEW ALL](#)

	All	Since 2016
Citations	432350	165872
h-index	155	104
i10-index	369	277



# The long tail of knowledge:

The PoCverse  
Power-Law Size  
Distributions  
20 of 67

[Our Intuition](#)

[Definition](#)

[Examples](#)

[Wild vs. Mild](#)

[CCDFs](#)

[Zipf's law](#)

[Zipf  \$\leftrightarrow\$  CCDF](#)

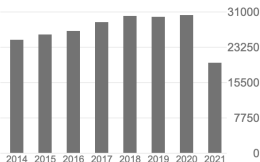
[References](#)

Take a scrolling voyage  
to the citational abyss,  
starting at the surface with  
the lonely, giant citaceans,  
moving down  
to the legion of strange,  
sometimes misplaced,

Cited by

[VIEW ALL](#)

	All	Since 2016
Citations	432350	165872
h-index	155	104
i10-index	369	277



# The long tail of knowledge:

The PoCverse  
Power-Law Size  
Distributions  
20 of 67

[Our Intuition](#)

[Definition](#)

[Examples](#)

[Wild vs. Mild](#)

[CCDFs](#)

[Zipf's law](#)

[Zipf  \$\leftrightarrow\$  CCDF](#)

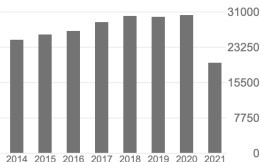
[References](#)

Take a scrolling voyage  
to the citational abyss,  
starting at the surface with  
the lonely, giant citaceans,  
moving down  
to the legion of strange,  
sometimes misplaced,  
unloved creatures,

Cited by

[VIEW ALL](#)

	All	Since 2016
Citations	432350	165872
h-index	155	104
i10-index	369	277





# The long tail of knowledge:

The PoCverse  
Power-Law Size  
Distributions  
20 of 67

[Our Intuition](#)

[Definition](#)

[Examples](#)

[Wild vs. Mild](#)

[CCDFs](#)

[Zipf's law](#)

[Zipf  \$\leftrightarrow\$  CCDF](#)

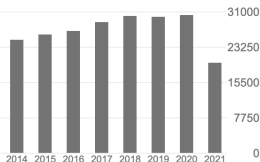
[References](#)

Take a scrolling voyage  
to the citational abyss,  
starting at the surface with  
the lonely, giant citaceans,  
moving down  
to the legion of strange,  
sometimes misplaced,  
unloved creatures,  
that dwell in

Cited by

[VIEW ALL](#)

	All	Since 2016
Citations	432350	165872
h-index	155	104
i10-index	369	277



# The long tail of knowledge:

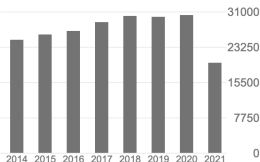
Take a scrolling voyage  
to the citational abyss,  
starting at the surface with  
the lonely, giant citaceans,  
moving down  
to the legion of strange,  
sometimes misplaced,  
unloved creatures,  
that dwell in

[Kahneman's Google Scholar  
page](#)

Cited by

[VIEW ALL](#)

	All	Since 2016
Citations	432350	165872
h-index	155	104
i10-index	369	277



The PoCverse  
Power-Law Size  
Distributions  
20 of 67

[Our Intuition](#)

[Definition](#)

[Examples](#)

[Wild vs. Mild](#)

[CCDFs](#)

[Zipf's law](#)

[Zipf  \$\leftrightarrow\$  CCDF](#)

[References](#)

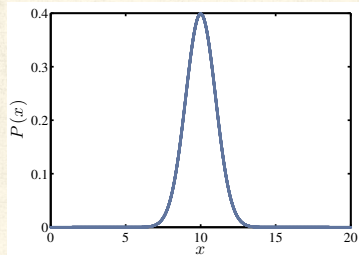


# The statistics of surprise—words:

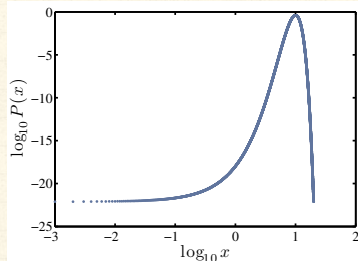
First—a Gaussian example:

$$P(x)dx = \frac{1}{\sqrt{2\pi}\sigma} e^{-(x-\mu)^2/2\sigma^2} dx$$


linear:



log-log



mean  $\mu = 10$ , variance  $\sigma^2 = 1$ .

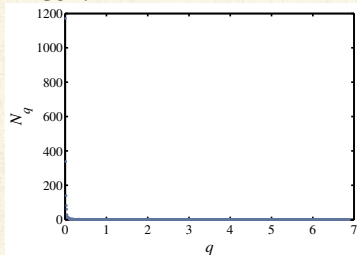
 **Activity:** Sketch  $P(x) \sim x^{-1}$  for  $x = 1$  to  $x = 10^7$ .





# The statistics of surprise—words:


## Raw 'probability' (binned) for Brown Corpus:

linear:



  $q_w$  = normalized frequency of occurrence of word  $w$  (%).

  $N_q$  = number of distinct words that have a normalized frequency of occurrence  $q$ .

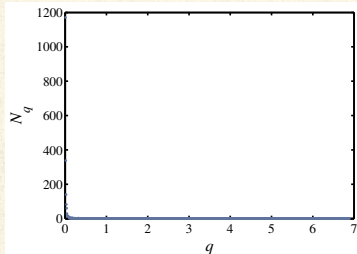
 e.g.,  $q_{\text{the}} \simeq 6.9\%$ ,  $N_{q_{\text{the}}} = 1$ .



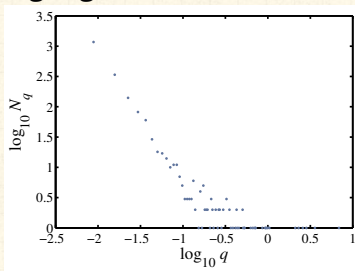
# The statistics of surprise—words:


## Raw 'probability' (binned) for Brown Corpus:


linear:




log-log



  $q_w$  = normalized frequency of occurrence of word  $w$  (%).

  $N_q$  = number of distinct words that have a normalized frequency of occurrence  $q$ .

 e.g.,  $q_{\text{the}} \simeq 6.9\%$ ,  $N_{q_{\text{the}}} = 1$ .

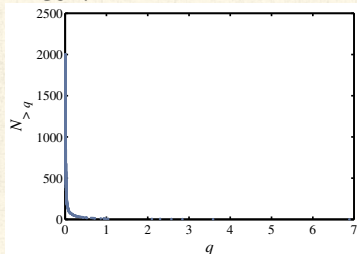




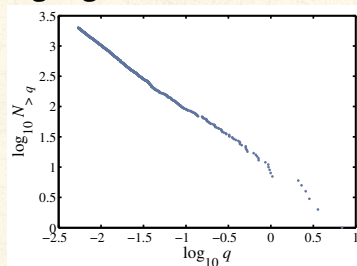
# The statistics of surprise—words:

## Complementary Cumulative Probability Distribution $N_{\geq q}$ :

linear:



log-log



Also known as the 'Exceedance Probability.'








My, what big words you have ...

# Test your vocab

*How many words  
do you know?*



 Test  capitalizes on word frequency following a heavily skewed frequency distribution with a decaying power-law tail.

 This Man Can Pronounce Every Word in the Dictionary  (story here )

 Best of Dr. Bailly 

The PoCverse  
Power-Law Size  
Distributions  
24 of 67

Our Intuition

Definition

Examples

Wild vs. Mild

CCDFs

Zipf's law

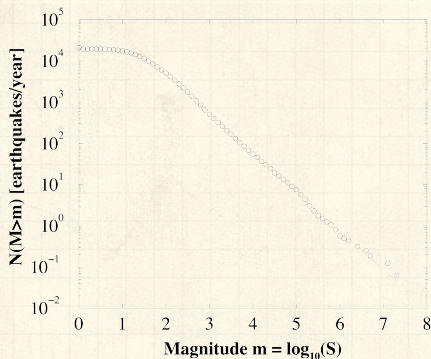
Zipf  $\leftrightarrow$  CCDF


References





# The statistics of surprise:

## Gutenberg-Richter law




 Log-log plot

 Base 10

 Slope = -1

$$N(M > m) \propto m^{-1}$$

 From **both** the very awkwardly similar Christensen et al. and Bak et al.:

“Unified scaling law for earthquakes” [4, 1]



# The statistics of surprise:

From: "Quake Moves Japan Closer to U.S. and Alters Earth's Spin"  by Kenneth Chang, March 13, 2011, NYT:

'What is perhaps most surprising about the Japan earthquake is how misleading history can be.

The PoCverse  
Power-Law Size  
Distributions  
26 of 67

Our Intuition

Definition

Examples

Wild vs. Mild

CCDFs

Zipf's law

Zipf  $\Leftrightarrow$  CCDF

References



# The statistics of surprise:

From: "Quake Moves Japan Closer to U.S. and Alters Earth's Spin"  by Kenneth Chang, March 13, 2011, NYT:

What is perhaps most surprising about the Japan earthquake is how misleading history can be. In the past 300 years, no earthquake nearly that large—nothing larger than magnitude eight—had struck in the Japan subduction zone.

The PoCSverse  
Power-Law Size  
Distributions  
26 of 67

Our Intuition

Definition

Examples

Wild vs. Mild

CCDFs

Zipf's law

Zipf  $\leftrightarrow$  CCDF

References





# The statistics of surprise:

From: "Quake Moves Japan Closer to U.S. and Alters Earth's Spin"  by Kenneth Chang, March 13, 2011, NYT:

'What is perhaps most surprising about the Japan earthquake is how misleading history can be. In the past 300 years, no earthquake nearly that large—nothing larger than magnitude eight—had struck in the Japan subduction zone. That, in turn, led to assumptions about how large a tsunami might strike the coast.'

The PoCverse  
Power-Law Size  
Distributions  
26 of 67

Our Intuition

Definition

Examples

Wild vs. Mild

CCDFs

Zipf's law

Zipf  $\leftrightarrow$  CCDF

References



# The statistics of surprise:

From: "Quake Moves Japan Closer to U.S. and Alters Earth's Spin"  by Kenneth Chang, March 13, 2011, NYT:

'What is perhaps most surprising about the Japan earthquake is how misleading history can be. In the past 300 years, no earthquake nearly that large—nothing larger than magnitude eight—had struck in the Japan subduction zone. That, in turn, led to assumptions about how large a tsunami might strike the coast.'

"It did them a giant disservice," said Dr. Stein of the geological survey.

The PoCverse  
Power-Law Size  
Distributions  
26 of 67

Our Intuition

Definition

Examples

Wild vs. Mild

CCDFs

Zipf's law

Zipf  $\leftrightarrow$  CCDF

References



# The statistics of surprise:

From: "Quake Moves Japan Closer to U.S. and Alters Earth's Spin"  by Kenneth Chang, March 13, 2011, NYT:

'What is perhaps most surprising about the Japan earthquake is how misleading history can be. In the past 300 years, no earthquake nearly that large—nothing larger than magnitude eight—had struck in the Japan subduction zone. That, in turn, led to assumptions about how large a tsunami might strike the coast.'

"It did them a giant disservice," said Dr. Stein of the geological survey. That is not the first time that the earthquake potential of a fault has been underestimated.

The PoCverse  
Power-Law Size  
Distributions  
26 of 67

Our Intuition

Definition

Examples

Wild vs. Mild

CCDFs

Zipf's law

Zipf  $\leftrightarrow$  CCDF

References



# The statistics of surprise:

From: "Quake Moves Japan Closer to U.S. and Alters Earth's Spin"  by Kenneth Chang, March 13, 2011, NYT:

'What is perhaps most surprising about the Japan earthquake is how misleading history can be. In the past 300 years, no earthquake nearly that large—nothing larger than magnitude eight—had struck in the Japan subduction zone. That, in turn, led to assumptions about how large a tsunami might strike the coast.'

"It did them a giant disservice," said Dr. Stein of the geological survey. That is not the first time that the earthquake potential of a fault has been underestimated. Most geophysicists did not think the Sumatra fault could generate a magnitude 9.1 earthquake, ...'

The PoCverse  
Power-Law Size  
Distributions  
26 of 67

Our Intuition

Definition

Examples

Wild vs. Mild

CCDFs

Zipf's law

Zipf  $\leftrightarrow$  CCDF

References

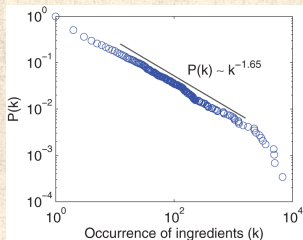






## "Geography and similarity of regional cuisines in China"

Zhu et al.,  
PLoS ONE, **8**, e79161, 2013. <sup>[18]</sup>



Fraction of ingredients  
that appear in at least  $k$   
recipes.



Oops in notation:  $P(k)$  is  
the Complementary  
Cumulative Distribution  
 $P_{\geq}(k)$





Our Intuition

Definition

Examples

Wild vs. Mild


CCDFs

Zipf's law

Zipf  $\Leftrightarrow$  CCDF


References



“On a class of skew distribution functions” 


Herbert A. Simon,  
Biometrika, **42**, 425–440, 1955. <sup>[15]</sup>



“Power laws, Pareto distributions and Zipf’s law” 

M. E. J. Newman,  
Contemporary Physics, **46**, 323–351,  
2005. <sup>[11]</sup>



“Power-law distributions in empirical data” 

Clauset, Shalizi, and Newman,  
SIAM Review, **51**, 661–703, 2009. <sup>[5]</sup>



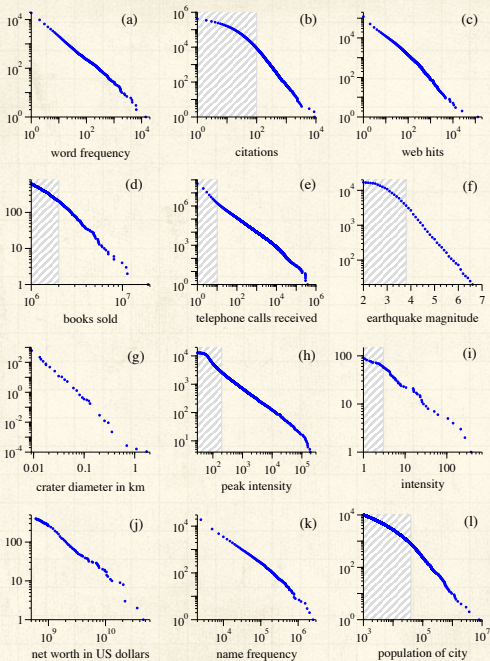


FIG. 4 Cumulative distributions or “rank/frequency plots” of twelve quantities reputed to follow power laws. The distributions were computed as described in Appendix A. Data in the shaded regions were excluded from the calculations of the exponents in Table I. Source references for the data are given in the text. (a) Numbers of occurrences of words in the novel *Moby Dick* by Herman Melville. (b) Numbers of citations to scientific papers published in 1981, from time of publication until June 1997. (c) Numbers of hits on web sites by 60,000 users of the America Online Internet service for the day of 1 December 1997. (d) Numbers of copies of bestselling books sold in the US between 1895 and 1965. (e) Number of calls received by AT&T telephone customers in the US for a single day. (f) Magnitude of earthquakes in California between January 1940 and May 1992. Magnitude is proportional to the logarithm of the maximum amplitude of the earthquake, and hence the distribution obeys a power law even though the horizontal axis is linear. (g) Diameter of craters on the moon. Vertical axis is measured per square kilometre. (h) Peak gamma-ray intensity of solar flares in counts per second, measured from Earth orbit between February 1980 and November 1989. (i) Intensity of wars from 1816 to 1980, measured as battle deaths per 10,000 of the population of the participating countries. (j) Aggregate net worth in dollars of the richest individuals in the US in October 2003. (k) Frequency of occurrence of family names in the US in the year 1990. (l) Populations of US cities in the year 2000.



# Size distributions:

## Some examples:






Earthquake magnitude (Gutenberg-Richter  
law): <sup>[8, 1]</sup>  $P(M) \propto M^{-2}$



# Size distributions:

## Some examples:



 Earthquake magnitude (Gutenberg-Richter law ): <sup>[8, 1]</sup>  $P(M) \propto M^{-2}$


 # war deaths: <sup>[14]</sup>  $P(d) \propto d^{-1.8}$




# Size distributions:

## Some examples:

 Earthquake magnitude (Gutenberg-Richter law ): <sup>[8, 1]</sup>  $P(M) \propto M^{-2}$

 # war deaths: <sup>[14]</sup>  $P(d) \propto d^{-1.8}$



 Sizes of forest fires <sup>[7]</sup>








# Size distributions:

## Some examples:

 Earthquake magnitude (Gutenberg-Richter law ): <sup>[8, 1]</sup>  $P(M) \propto M^{-2}$

 # war deaths: <sup>[14]</sup>  $P(d) \propto d^{-1.8}$



 Sizes of forest fires <sup>[7]</sup>


 Sizes of cities: <sup>[15]</sup>  $P(n) \propto n^{-2.1}$





# Size distributions:


## Some examples:

 Earthquake magnitude (Gutenberg-Richter law ): <sup>[8, 1]</sup>  $P(M) \propto M^{-2}$

 # war deaths: <sup>[14]</sup>  $P(d) \propto d^{-1.8}$

 Sizes of forest fires <sup>[7]</sup>



 Sizes of cities: <sup>[15]</sup>  $P(n) \propto n^{-2.1}$


 # links to and from websites <sup>[2]</sup>





# Size distributions:


## Some examples:


 Earthquake magnitude (Gutenberg-Richter law ): <sup>[8, 1]</sup>  $P(M) \propto M^{-2}$

 # war deaths: <sup>[14]</sup>  $P(d) \propto d^{-1.8}$

 Sizes of forest fires <sup>[7]</sup>

 Sizes of cities: <sup>[15]</sup>  $P(n) \propto n^{-2.1}$


 # links to and from websites <sup>[2]</sup>

 Note: Exponents range in error



# Size distributions:

More examples:

 # citations to papers: <sup>[6, 13]</sup>  $P(k) \propto k^{-3}$ .

The PoCverse  
Power-Law Size  
Distributions  
31 of 67

Our Intuition

Definition

Examples

Wild vs. Mild

CCDFs

Zipf's law


Zipf  $\Leftrightarrow$  CCDF


References



# Size distributions:

More examples:

 # citations to papers: <sup>[6, 13]</sup>  $P(k) \propto k^{-3}$ .


 Individual wealth (maybe):  $P(W) \propto W^{-2}$ .







# Size distributions:

## More examples:

 # citations to papers: <sup>[6, 13]</sup>  $P(k) \propto k^{-3}$ .


 Individual wealth (maybe):  $P(W) \propto W^{-2}$ .


 Distributions of tree trunk diameters:  $P(d) \propto d^{-2}$ .







# Size distributions:

## More examples:

 # citations to papers: <sup>[6, 13]</sup>  $P(k) \propto k^{-3}$ .

 Individual wealth (maybe):  $P(W) \propto W^{-2}$ .


 Distributions of tree trunk diameters:  $P(d) \propto d^{-2}$ .


 The gravitational force at a random point in the universe: <sup>[9]</sup>  $P(F) \propto F^{-5/2}$ . (See the Holtmark distribution  and stable distributions .)







# Size distributions:


## More examples:

 # citations to papers: <sup>[6, 13]</sup>  $P(k) \propto k^{-3}$ .

 Individual wealth (maybe):  $P(W) \propto W^{-2}$ .

 Distributions of tree trunk diameters:  $P(d) \propto d^{-2}$ .

 The gravitational force at a random point in the universe: <sup>[9]</sup>  $P(F) \propto F^{-5/2}$ . (See the Holtmark distribution  and stable distributions .)

 Diameter of moon craters: <sup>[11]</sup>  $P(d) \propto d^{-3}$ .



# Size distributions:

## More examples:

- # citations to papers: <sup>[6, 13]</sup>  $P(k) \propto k^{-3}$ .
- Individual wealth (maybe):  $P(W) \propto W^{-2}$ .
- Distributions of tree trunk diameters:  $P(d) \propto d^{-2}$ .
- The gravitational force at a random point in the universe: <sup>[9]</sup>  $P(F) \propto F^{-5/2}$ . (See the Holtmark distribution ↗ and stable distributions ↗.)
- Diameter of moon craters: <sup>[11]</sup>  $P(d) \propto d^{-3}$ .
- Word frequency: <sup>[15]</sup> e.g.,  $P(k) \propto k^{-2.2}$  (variable).





# Size distributions:

## More examples:

- # citations to papers: <sup>[6, 13]</sup>  $P(k) \propto k^{-3}$ .
- Individual wealth (maybe):  $P(W) \propto W^{-2}$ .
- Distributions of tree trunk diameters:  $P(d) \propto d^{-2}$ .
- The gravitational force at a random point in the universe: <sup>[9]</sup>  $P(F) \propto F^{-5/2}$ . (See the Holtmark distribution ↗ and stable distributions ↗.)
- Diameter of moon craters: <sup>[11]</sup>  $P(d) \propto d^{-3}$ .
- Word frequency: <sup>[15]</sup> e.g.,  $P(k) \propto k^{-2.2}$  (variable).
- # religious adherents in cults: <sup>[5]</sup>  $P(k) \propto k^{-1.8 \pm 0.1}$ .





# Size distributions:

## More examples:

- # citations to papers: <sup>[6, 13]</sup>  $P(k) \propto k^{-3}$ .
- Individual wealth (maybe):  $P(W) \propto W^{-2}$ .
- Distributions of tree trunk diameters:  $P(d) \propto d^{-2}$ .
- The gravitational force at a random point in the universe: <sup>[9]</sup>  $P(F) \propto F^{-5/2}$ . (See the Holtmark distribution ↗ and stable distributions ↗.)
- Diameter of moon craters: <sup>[11]</sup>  $P(d) \propto d^{-3}$ .
- Word frequency: <sup>[15]</sup> e.g.,  $P(k) \propto k^{-2.2}$  (variable).
- # religious adherents in cults: <sup>[5]</sup>  $P(k) \propto k^{-1.8 \pm 0.1}$ .
- # sightings of birds per species (North American Breeding Bird Survey for 2003): <sup>[5]</sup>  
 $P(k) \propto k^{-2.1 \pm 0.1}$ .



# Size distributions:

## More examples:

- # citations to papers: <sup>[6, 13]</sup>  $P(k) \propto k^{-3}$ .
- Individual wealth (maybe):  $P(W) \propto W^{-2}$ .
- Distributions of tree trunk diameters:  $P(d) \propto d^{-2}$ .
- The gravitational force at a random point in the universe: <sup>[9]</sup>  $P(F) \propto F^{-5/2}$ . (See the Holtmark distribution ↗ and stable distributions ↗.)
- Diameter of moon craters: <sup>[11]</sup>  $P(d) \propto d^{-3}$ .
- Word frequency: <sup>[15]</sup> e.g.,  $P(k) \propto k^{-2.2}$  (variable).
- # religious adherents in cults: <sup>[5]</sup>  $P(k) \propto k^{-1.8 \pm 0.1}$ .
- # sightings of birds per species (North American Breeding Bird Survey for 2003): <sup>[5]</sup>  
 $P(k) \propto k^{-2.1 \pm 0.1}$ .
- # species per genus: <sup>[17, 15, 5]</sup>  $P(k) \propto k^{-2.4 \pm 0.2}$ .



# Table 3 from Clauset, Shalizi, and Newman [5]:

Basic parameters of the data sets described in section 6, along with their power-law fits and the corresponding  $p$ -values (statistically significant values are denoted in **bold**).

Quantity	$n$	$\langle x \rangle$	$\sigma$	$x_{\max}$	$\tilde{x}_{\min}$	$\hat{\alpha}$	$n_{\text{tail}}$	$p$
count of word use	18 855	11.14	148.33	14 086	$7 \pm 2$	1.95(2)	$2958 \pm 987$	<b>0.49</b>
protein interaction degree	1846	2.34	3.05	56	$5 \pm 2$	3.1(3)	$204 \pm 263$	<b>0.31</b>
metabolic degree	1641	5.68	17.81	468	$4 \pm 1$	2.8(1)	$748 \pm 136$	0.00
Internet degree	22 688	5.63	37.83	2583	$21 \pm 9$	2.12(9)	$770 \pm 1124$	<b>0.29</b>
telephone calls received	51 360 423	3.88	179.09	375 746	$120 \pm 49$	2.09(1)	$102 592 \pm 210 147$	<b>0.63</b>
intensity of wars	115	15.70	49.97	382	$2.1 \pm 3.5$	1.7(2)	$70 \pm 14$	<b>0.20</b>
terrorist attack severity	9101	4.35	31.58	2749	$12 \pm 4$	2.4(2)	$547 \pm 1663$	<b>0.68</b>
HTTP size (kilobytes)	226 386	7.36	57.94	10 971	$36.25 \pm 22.74$	2.48(5)	$6794 \pm 2232$	0.00
species per genus	509	5.59	6.94	56	$4 \pm 2$	2.4(2)	$233 \pm 138$	<b>0.10</b>
bird species sightings	591	3384.36	10 952.34	138 705	$6679 \pm 2463$	2.1(2)	$66 \pm 41$	<b>0.55</b>
blackouts ( $\times 10^3$ )	211	253.87	610.31	7500	$230 \pm 90$	2.3(3)	$59 \pm 35$	<b>0.62</b>
sales of books ( $\times 10^3$ )	633	1986.67	1396.60	19 077	$2400 \pm 430$	3.7(3)	$139 \pm 115$	<b>0.66</b>
population of cities ( $\times 10^3$ )	19 447	9.00	77.83	8 009	$52.46 \pm 11.88$	2.37(8)	$580 \pm 177$	<b>0.76</b>
email address books size	4581	12.45	21.49	333	$57 \pm 21$	3.5(6)	$196 \pm 449$	<b>0.16</b>
forest fire size (acres)	203 785	0.90	20.99	4121	$6324 \pm 3487$	2.2(3)	$521 \pm 6801$	0.05
solar flare intensity	12 773	689.41	6520.59	231 300	$323 \pm 89$	1.79(2)	$1711 \pm 384$	<b>1.00</b>
quake intensity ( $\times 10^3$ )	19 302	24.54	563.83	63 096	$0.794 \pm 80.198$	1.64(4)	$11 697 \pm 2159$	0.00
religious followers ( $\times 10^6$ )	103	27.36	136.64	1050	$3.85 \pm 1.60$	1.8(1)	$39 \pm 26$	<b>0.42</b>
freq. of surnames ( $\times 10^3$ )	2753	50.59	113.99	2502	$111.92 \pm 40.67$	2.5(2)	$239 \pm 215$	<b>0.20</b>
net worth (mil. USD)	400	2388.69	4167.35	46 000	$900 \pm 364$	2.3(1)	$302 \pm 77$	0.00
citations to papers	415 229	16.17	44.02	8904	$160 \pm 35$	3.16(6)	$3455 \pm 1859$	<b>0.20</b>
papers authored	401 445	7.21	16.52	1416	$133 \pm 13$	4.3(1)	$988 \pm 377$	<b>0.90</b>
hits to web sites	119 724	9.83	392.52	129 641	$2 \pm 13$	1.81(8)	$50 981 \pm 16 898$	0.00
links to web sites	241 428 853	9.15	106 871.65	1 199 466	$3684 \pm 151$	2.336(9)	$28 986 \pm 1560$	0.00



We'll explore various exponent measurement techniques in assignments.

# power-law size distributions

The PoCverse  
Power-Law Size  
Distributions  
33 of 67

Our Intuition

Definition

Examples

Wild vs. Mild


CCDFs

Zipf's law


Zipf  $\leftrightarrow$  CCDF


References


Gaussians versus power-law size distributions:


 Mediocristan versus Extremistan

 Mild versus Wild (Mandelbrot)

 Example: Height versus wealth.



 See "The Black Swan" by Nassim Taleb. <sup>[16]</sup>

 Terrible if successful framing:  
Black swans are not that  
surprising ...





# Turkeys ...

The PoCverse  
Power-Law Size  
Distributions  
34 of 67

Our Intuition

Definition

Examples

Wild vs. Mild

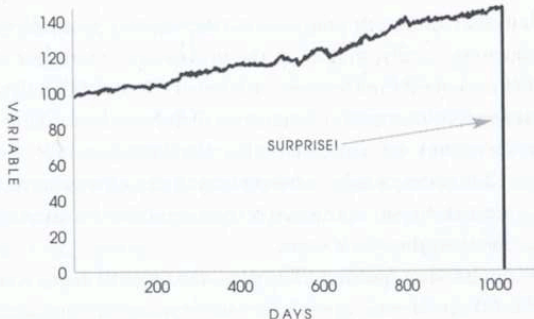
CCDFs

Zipf's law

Zipf  $\Leftrightarrow$  CCDF

References

FIGURE 1: ONE THOUSAND AND ONE DAYS OF HISTORY



A turkey before and after Thanksgiving. The history of a process over a thousand days tells you nothing about what is to happen next. This naïve projection of the future from the past can be applied to anything.



From "The Black Swan" [16]



# Taleb's table <sup>[16]</sup>

## Mediocristan/Extremistan

The PoCSverse  
Power-Law Size  
Distributions

35 of 67

Our Intuition

Definition

Examples

Wild vs. Mild

CCDFs

Zipf's law


Zipf  $\Leftrightarrow$  CCDF

References



# Taleb's table <sup>[16]</sup>

## Mediocristan/Extremistan

 Most typical member is mediocre / Most typical is either giant or tiny

The PoCverse  
Power-Law Size  
Distributions  
35 of 67

Our Intuition

Definition

Examples

Wild vs. Mild

CCDFs

Zipf's law

Zipf  $\Leftrightarrow$  CCDF

References



# Taleb's table <sup>[16]</sup>

## Mediocristan/Extremistan

- Most typical member is mediocre/Most typical is either giant or tiny
- Winners get a small segment/Winner take almost all effects

The PoCverse  
Power-Law Size  
Distributions  
35 of 67

Our Intuition

Definition

Examples

Wild vs. Mild

CCDFs

Zipf's law

Zipf  $\Leftrightarrow$  CCDF

References



## Mediocristan/Extremistan

- Most typical member is mediocre/Most typical is either giant or tiny
- Winners get a small segment/Winner take almost all effects
- When you observe for a while, you know what's going on/It takes a very long time to figure out what's going on



# Taleb's table <sup>[16]</sup>

## Mediocristan/Extremistan

- Most typical member is mediocre/Most typical is either giant or tiny
- Winners get a small segment/Winner take almost all effects
- When you observe for a while, you know what's going on/It takes a very long time to figure out what's going on
- Prediction is easy/Prediction is hard

The PoCverse  
Power-Law Size  
Distributions  
35 of 67

Our Intuition

Definition

Examples

Wild vs. Mild

CCDFs

Zipf's law


Zipf  $\Leftrightarrow$  CCDF


References








## Mediocristan/Extremistan

 Most typical member is mediocre/Most typical is either giant or tiny

 Winners get a small segment/Winner take almost all effects







 When you observe for a while, you know what's going on/It takes a very long time to figure out what's going on

 Prediction is easy/Prediction is hard

 History crawls/History makes jumps



## Mediocristan/Extremistan

-  Most typical member is mediocre/Most typical is either giant or tiny
-  Winners get a small segment/Winner take almost all effects
-  When you observe for a while, you know what's going on/It takes a very long time to figure out what's going on
-  Prediction is easy/Prediction is hard
-  History crawls/History makes jumps
-  Tyranny of the collective/Tyranny of the rare and accidental



# Size distributions:



Power-law size distributions are sometimes called Pareto distributions after Italian scholar Vilfredo Pareto.

The PoCverse  
Power-Law Size  
Distributions  
36 of 67

Our Intuition

Definition

Examples

Wild vs. Mild

CCDFs

Zipf's law

Zipf  $\Leftrightarrow$  CCDF

References



# Size distributions:



Power-law size distributions are sometimes called Pareto distributions after Italian scholar Vilfredo Pareto.



Pareto noted wealth in Italy was distributed unevenly (80–20 rule; misleading).





# Size distributions:



Power-law size distributions are sometimes called Pareto distributions after Italian scholar Vilfredo Pareto.

- ☰ Pareto noted wealth in Italy was distributed unevenly (80–20 rule; misleading).
- ☰ Term used especially by practitioners of the Dismal Science.





# Devilish power-law size distribution details:

The PoCverse  
Power-Law Size  
Distributions  
37 of 67

Our Intuition

Definition

Examples

Wild vs. Mild


CCDFs

Zipf's law

Zipf  $\Leftrightarrow$  CCDF

References

## Exhibit A:

 Given  $P(x) = cx^{-\gamma}$  with  $0 < x_{\min} < x < x_{\max}$ ,  
the mean is ( $\gamma \neq 2$ ):

$$\langle x \rangle = \frac{c}{2 - \gamma} \left( x_{\max}^{2-\gamma} - x_{\min}^{2-\gamma} \right).$$

[Insert question from assignment 2](#) 



# Devilish power-law size distribution details:

The PoCverse  
Power-Law Size  
Distributions  
37 of 67

Our Intuition

Definition

Examples

Wild vs. Mild


CCDFs

Zipf's law


Zipf  $\Leftrightarrow$  CCDF

References

## Exhibit A:

 Given  $P(x) = cx^{-\gamma}$  with  $0 < x_{\min} < x < x_{\max}$ ,  
the mean is ( $\gamma \neq 2$ ):

$$\langle x \rangle = \frac{c}{2 - \gamma} \left( x_{\max}^{2-\gamma} - x_{\min}^{2-\gamma} \right).$$

 Mean 'blows up' with upper cutoff if  $\gamma < 2$ .

[Insert question from assignment 2](#) 



# Devilish power-law size distribution details:

The PoCverse  
Power-Law Size  
Distributions  
37 of 67

Our Intuition

Definition

Examples

Wild vs. Mild


CCDFs

Zipf's law


Zipf  $\Leftrightarrow$  CCDF


References

## Exhibit A:

 Given  $P(x) = cx^{-\gamma}$  with  $0 < x_{\min} < x < x_{\max}$ ,  
the mean is ( $\gamma \neq 2$ ):

$$\langle x \rangle = \frac{c}{2 - \gamma} (x_{\max}^{2-\gamma} - x_{\min}^{2-\gamma}).$$

 Mean 'blows up' with upper cutoff if  $\gamma < 2$ .

 Mean depends on lower cutoff if  $\gamma > 2$ .

[Insert question from assignment 2](#) 



# Devilish power-law size distribution details:

The PoCverse  
Power-Law Size  
Distributions  
37 of 67

Our Intuition

Definition

Examples

Wild vs. Mild


CCDFs

Zipf's law


Zipf  $\Leftrightarrow$  CCDF


References


## Exhibit A:

 Given  $P(x) = cx^{-\gamma}$  with  $0 < x_{\min} < x < x_{\max}$ ,  
the mean is ( $\gamma \neq 2$ ):

$$\langle x \rangle = \frac{c}{2 - \gamma} \left( x_{\max}^{2-\gamma} - x_{\min}^{2-\gamma} \right).$$

 Mean 'blows up' with upper cutoff if  $\gamma < 2$ .

 Mean depends on lower cutoff if  $\gamma > 2$ .

  $\gamma < 2$ : Typical sample is large.

[Insert question from assignment 2](#) 



# Devilish power-law size distribution details:

The PoCverse  
Power-Law Size  
Distributions  
37 of 67

Our Intuition

Definition

Examples

Wild vs. Mild


CCDFs

Zipf's law


Zipf  $\Leftrightarrow$  CCDF


References


## Exhibit A:


 Given  $P(x) = cx^{-\gamma}$  with  $0 < x_{\min} < x < x_{\max}$ ,  
the mean is ( $\gamma \neq 2$ ):

$$\langle x \rangle = \frac{c}{2 - \gamma} (x_{\max}^{2-\gamma} - x_{\min}^{2-\gamma}).$$

 Mean 'blows up' with upper cutoff if  $\gamma < 2$ .

 Mean depends on lower cutoff if  $\gamma > 2$ .

  $\gamma < 2$ : Typical sample is large.

  $\gamma > 2$ : Typical sample is small.


[Insert question from assignment 2](#) 





# And in general ...

## Moments:

 All moments depend only on cutoffs.

The PoCverse  
Power-Law Size  
Distributions  
38 of 67

Our Intuition

Definition

Examples

Wild vs. Mild

CCDFs

Zipf's law

Zipf  $\Leftrightarrow$  CCDF

References



Insert question from assignment 3 

# And in general ...

## Moments:

- 🧱 All moments depend only on cutoffs.
- 🧱 No internal scale that dominates/matters.

The PoCverse  
Power-Law Size  
Distributions  
38 of 67

Our Intuition

Definition

Examples

Wild vs. Mild

CCDFs

Zipf's law

Zipf  $\Leftrightarrow$  CCDF

References



Insert question from assignment 3 

# And in general ...

## Moments:

- 🧱 All moments depend only on cutoffs.
- 🧱 No **internal scale** that dominates/matters.
- 🧱 Compare to a Gaussian, exponential, etc.



Insert question from assignment 3 


# And in general ...

## Moments:

- 🧱 All moments depend only on cutoffs.
- 🧱 No internal scale that dominates/matters.
- 🧱 Compare to a Gaussian, exponential, etc.

For many real size distributions:  $2 < \gamma < 3$



Insert question from assignment 3 

# And in general ...

## Moments:

- 🧱 All moments depend only on cutoffs.
- 🧱 No internal scale that dominates/matters.
- 🧱 Compare to a Gaussian, exponential, etc.

For many real size distributions:  $2 < \gamma < 3$

- 🧱 mean is finite (depends on lower cutoff)



Insert question from assignment 3 



# And in general ...

## Moments:

- 🧱 All moments depend only on cutoffs.
- 🧱 No internal scale that dominates/matters.
- 🧱 Compare to a Gaussian, exponential, etc.

For many real size distributions:  $2 < \gamma < 3$

- 🧱 mean is finite (depends on lower cutoff)
- 🧱  $\sigma^2 =$  variance is 'infinite' (depends on upper cutoff)

Insert question from assignment 3 



# And in general ...

## Moments:

- 🧱 All moments depend only on cutoffs.
- 🧱 No internal scale that dominates/matters.
- 🧱 Compare to a Gaussian, exponential, etc.

For many real size distributions:  $2 < \gamma < 3$

- 🧱 mean is finite (depends on lower cutoff)
- 🧱  $\sigma^2 =$  variance is 'infinite' (depends on upper cutoff)
- 🧱 Width of distribution is 'infinite'

Insert question from assignment 3 



# And in general ...

## Moments:

- 🧱 All moments depend only on cutoffs.
- 🧱 No internal scale that dominates/matters.
- 🧱 Compare to a Gaussian, exponential, etc.

## For many real size distributions: $2 < \gamma < 3$

- 🧱 mean is finite (depends on lower cutoff)
- 🧱  $\sigma^2 =$  variance is 'infinite' (depends on upper cutoff)
- 🧱 Width of distribution is 'infinite'
- 🧱 If  $\gamma > 3$ , distribution is less terrifying and may be easily confused with other kinds of distributions.

[Insert question from assignment 3](#) ↗



# Moments

Standard deviation is a mathematical convenience:

The PoCverse  
Power-Law Size  
Distributions  
39 of 67

Our Intuition

Definition

Examples

Wild vs. Mild

CCDFs

Zipf's law


Zipf  $\Leftrightarrow$  CCDF

References



# Moments

Standard deviation is a mathematical convenience:

 Variance is nice analytically ...

The PoCverse  
Power-Law Size  
Distributions  
39 of 67

Our Intuition

Definition

Examples

Wild vs. Mild

CCDFs

Zipf's law

Zipf  $\Leftrightarrow$  CCDF


References






# Moments

Standard deviation is a mathematical convenience:

 Variance is nice analytically ...


 Another measure of distribution width:


$$\text{Mean average deviation (MAD)} = \langle |x - \langle x \rangle| \rangle$$




# Moments

Standard deviation is a mathematical convenience:

 Variance is nice analytically ...

 Another measure of distribution width:

$$\text{Mean average deviation (MAD)} = \langle |x - \langle x \rangle| \rangle$$

 For a pure power law with  $2 < \gamma < 3$ :

$\langle |x - \langle x \rangle| \rangle$  is finite.



# Moments

Standard deviation is a mathematical convenience:

🧱 Variance is nice analytically ...

🧱 Another measure of distribution width:

$$\text{Mean average deviation (MAD)} = \langle |x - \langle x \rangle| \rangle$$

🧱 For a pure power law with  $2 < \gamma < 3$ :

$\langle |x - \langle x \rangle| \rangle$  is finite.

🧱 But MAD is mildly unpleasant analytically ...



# Moments

Standard deviation is a mathematical convenience:

🧱 Variance is nice analytically ...

🧱 Another measure of distribution width:

$$\text{Mean average deviation (MAD)} = \langle |x - \langle x \rangle| \rangle$$

🧱 For a pure power law with  $2 < \gamma < 3$ :

$\langle |x - \langle x \rangle| \rangle$  is finite.


🧱 But MAD is mildly unpleasant analytically ...

🧱 We still speak of infinite 'width' if  $\gamma < 3$ .



# How sample sizes grow ...

Given  $P(x) \sim cx^{-\gamma}$ :

 We can show that after  $n$  samples, we expect the largest sample to be<sup>1</sup>

$$x_1 \gtrsim c' n^{1/(\gamma-1)}$$

The PoCverse  
Power-Law Size  
Distributions  
40 of 67

Our Intuition

Definition

Examples

Wild vs. Mild


CCDFs

Zipf's law

Zipf  $\Leftrightarrow$  CCDF

References

[Insert question from assignment 4](#) 

[Insert question from assignment 6](#) 

<sup>1</sup>Later, we see that the largest sample grows as  $n^\rho$  where  $\rho$  is the Zipf exponent





# How sample sizes grow ...

Given  $P(x) \sim cx^{-\gamma}$ :

- 🧱 We can show that after  $n$  samples, we expect the largest sample to be<sup>1</sup>

$$x_1 \gtrsim c'n^{1/(\gamma-1)}$$

- 🧱 Sampling from a finite-variance distribution gives a much slower growth with  $n$ .

[Insert question from assignment 4](#) ↗

[Insert question from assignment 6](#) ↗

<sup>1</sup>Later, we see that the largest sample grows as  $n^\rho$  where  $\rho$  is the Zipf exponent

The PoCverse  
Power-Law Size  
Distributions  
40 of 67

Our Intuition

Definition

Examples

Wild vs. Mild

CCDFs

Zipf's law

Zipf  $\Leftrightarrow$  CCDF

References



# How sample sizes grow ...

Given  $P(x) \sim cx^{-\gamma}$ :

- 🧱 We can show that after  $n$  samples, we expect the largest sample to be<sup>1</sup>

$$x_1 \gtrsim c' n^{1/(\gamma-1)}$$

- 🧱 Sampling from a finite-variance distribution gives a much slower growth with  $n$ .
- 🧱 e.g., for  $P(x) = \lambda e^{-\lambda x}$ , we find


$$x_1 \gtrsim \frac{1}{\lambda} \ln n.$$

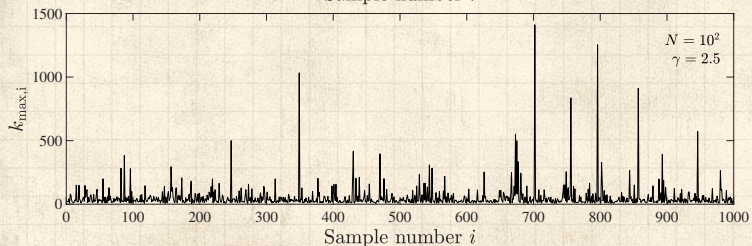
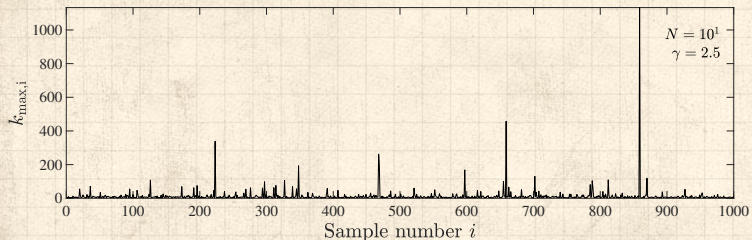
[Insert question from assignment 4](#) ↗


[Insert question from assignment 6](#) ↗

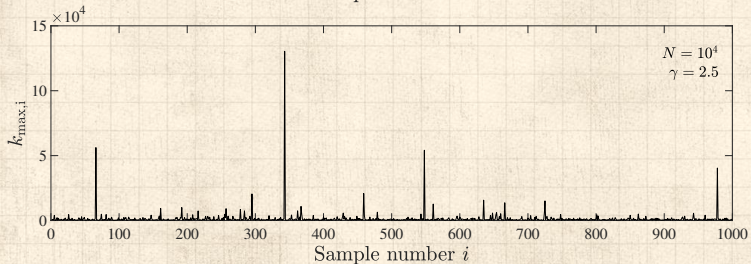
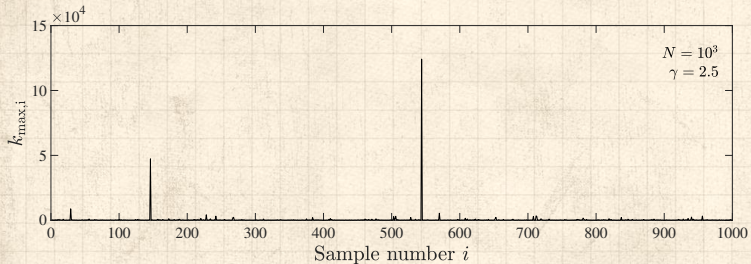
<sup>1</sup>Later, we see that the largest sample grows as  $n^\rho$  where  $\rho$  is the Zipf exponent




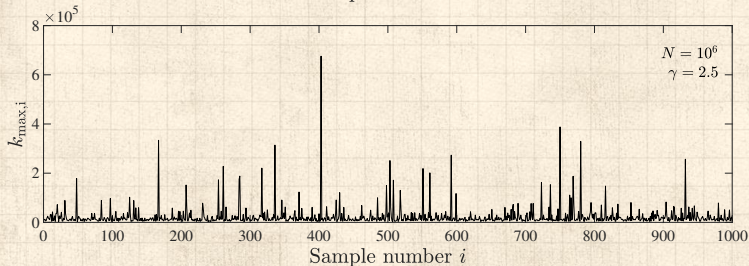
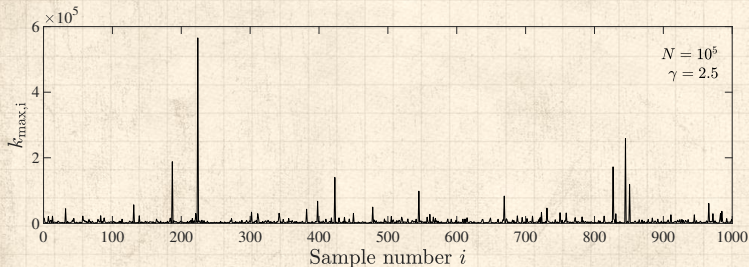
  $\gamma = 5/2$ , maxima of  $N$  samples,  $n = 1000$  sets of samples:



  $\gamma = 5/2$ , maxima of  $N$  samples,  $n = 1000$  sets of samples:



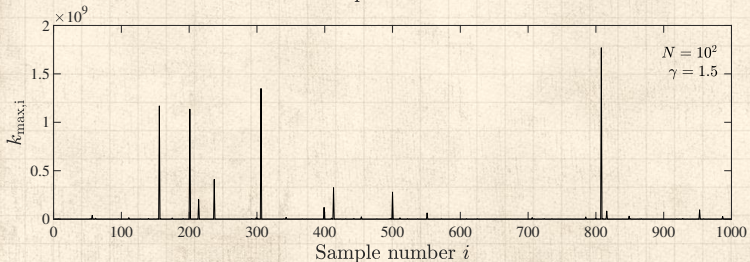
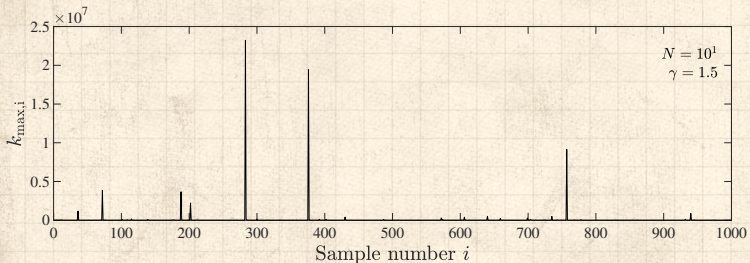
  $\gamma = 5/2$ , maxima of  $N$  samples,  $n = 1000$  sets of samples:





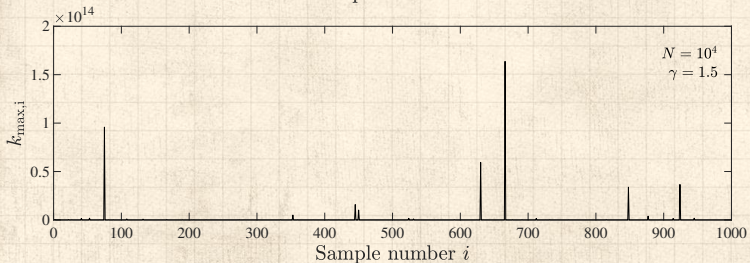
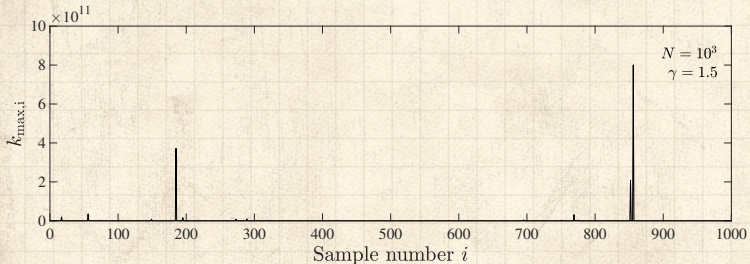


$\gamma = 3/2$ , maxima of  $N$  samples,  $n = 1000$  sets of samples:





$\gamma = 3/2$ , maxima of  $N$  samples,  $n = 1000$  sets of samples:



The PoCverse  
Power-Law Size  
Distributions  
45 of 67

Our Intuition

Definition

Examples

Wild vs. Mild


CCDFs

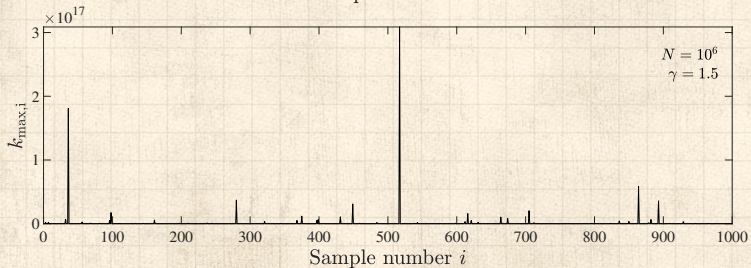
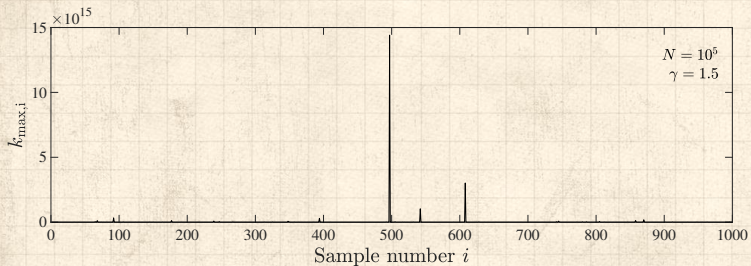
Zipf's law

Zipf  $\Leftrightarrow$  CCDF

References

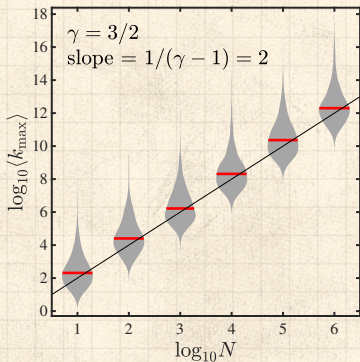
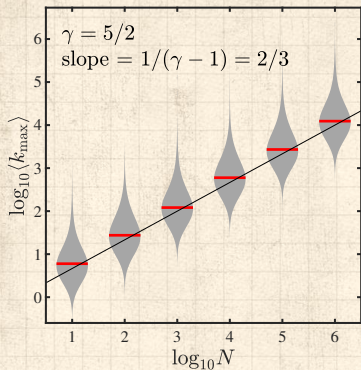


  $\gamma = 3/2$ , maxima of  $N$  samples,  $n = 1000$  sets of samples:





# Scaling of expected largest value as a function of sample size $N$ :



Fit for  $\gamma = 5/2$ :  $k_{\max} \sim N^{0.660 \pm 0.066}$  (sublinear)



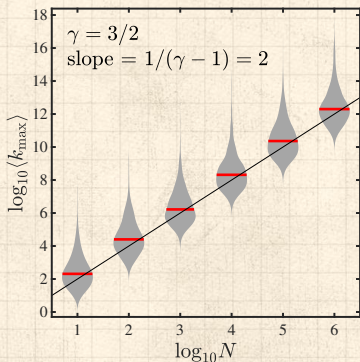
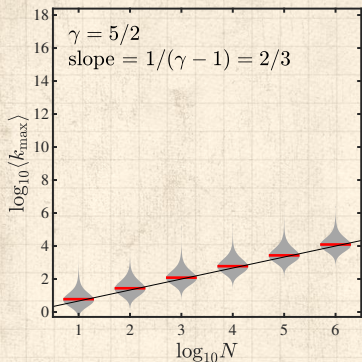
Fit for  $\gamma = 3/2$ :  $k_{\max} \sim N^{2.063 \pm 0.215}$  (superlinear)

295% confidence interval





## Scaling of expected largest value as a function of sample size $N$ :



Fit for  $\gamma = 5/2$ :  $k_{\max} \sim N^{0.660 \pm 0.066}$  (sublinear)



Fit for  $\gamma = 3/2$ :  $k_{\max} \sim N^{2.063 \pm 0.215}$  (superlinear)

295% confidence interval





# Complementary Cumulative Distribution Function:

## CCDF:

The PoCVerse  
Power-Law Size  
Distributions  
48 of 67

Our Intuition

Definition

Examples

Wild vs. Mild

CCDFs

Zipf's law

Zipf  $\Leftrightarrow$  CCDF

References



## Complementary Cumulative Distribution Function:

CCDF:



$$P_{\geq}(x) = P(x' \geq x) = 1 - P(x' < x)$$

The PoCverse  
Power-Law Size  
Distributions  
48 of 67

Our Intuition

Definition

Examples

Wild vs. Mild

CCDFs

Zipf's law

Zipf  $\Leftrightarrow$  CCDF

References



## Complementary Cumulative Distribution Function:

CCDF:



$$P_{\geq}(x) = P(x' \geq x) = 1 - P(x' < x)$$



$$= \int_{x'=x}^{\infty} P(x') dx'$$

The PoCverse  
Power-Law Size  
Distributions  
48 of 67

Our Intuition

Definition

Examples

Wild vs. Mild

CCDFs

Zipf's law

Zipf  $\Leftrightarrow$  CCDF

References



## Complementary Cumulative Distribution Function:

CCDF:



$$P_{\geq}(x) = P(x' \geq x) = 1 - P(x' < x)$$



$$= \int_{x'=x}^{\infty} P(x') dx'$$



$$\propto \int_{x'=x}^{\infty} (x')^{-\gamma} dx'$$

Our Intuition

Definition

Examples

Wild vs. Mild

CCDFs

Zipf's law

Zipf  $\Leftrightarrow$  CCDF

References



## Complementary Cumulative Distribution Function:

CCDF:



$$P_{\geq}(x) = P(x' \geq x) = 1 - P(x' < x)$$



$$= \int_{x'=x}^{\infty} P(x') dx'$$



$$\propto \int_{x'=x}^{\infty} (x')^{-\gamma} dx'$$



$$= \frac{1}{-\gamma + 1} (x')^{-\gamma+1} \Big|_{x'=x}^{\infty}$$

Our Intuition

Definition

Examples

Wild vs. Mild

CCDFs

Zipf's law

Zipf  $\Leftrightarrow$  CCDF

References





## Complementary Cumulative Distribution Function:

CCDF:



$$P_{\geq}(x) = P(x' \geq x) = 1 - P(x' < x)$$



$$= \int_{x'=x}^{\infty} P(x') dx'$$



$$\propto \int_{x'=x}^{\infty} (x')^{-\gamma} dx'$$



$$= \frac{1}{-\gamma + 1} (x')^{-\gamma+1} \Big|_{x'=x}^{\infty}$$



$$\propto x^{-(\gamma-1)}$$

Our Intuition

Definition

Examples

Wild vs. Mild

CCDFs

Zipf's law

Zipf  $\Leftrightarrow$  CCDF

References



# Complementary Cumulative Distribution Function:

CCDF:



$$P_{\geq}(x) \propto x^{-(\gamma-1)}$$

The PoCverse  
Power-Law Size  
Distributions  
49 of 67

Our Intuition

Definition

Examples

Wild vs. Mild

CCDFs

Zipf's law

Zipf  $\Leftrightarrow$  CCDF

References



## Complementary Cumulative Distribution Function:

CCDF:



$$P_{\geq}(x) \propto x^{-(\gamma-1)}$$



Use when tail of  $P$  follows a power law.

The PoCverse  
Power-Law Size  
Distributions  
49 of 67

Our Intuition

Definition

Examples

Wild vs. Mild

CCDFs

Zipf's law

Zipf  $\Leftrightarrow$  CCDF

References



## Complementary Cumulative Distribution Function:

CCDF:



$$P_{\geq}(x) \propto x^{-(\gamma-1)}$$



Use when tail of  $P$  follows a power law.



Increases exponent by one.

The PoCverse  
Power-Law Size  
Distributions  
49 of 67

Our Intuition

Definition

Examples

Wild vs. Mild

CCDFs

Zipf's law

Zipf  $\Leftrightarrow$  CCDF

References



## Complementary Cumulative Distribution Function:

CCDF:



$$P_{\geq}(x) \propto x^{-(\gamma-1)}$$



Use when tail of  $P$  follows a power law.



Increases exponent by one.



Useful in cleaning up data.

The PoCverse  
Power-Law Size  
Distributions  
49 of 67

Our Intuition

Definition

Examples

Wild vs. Mild

CCDFs

Zipf's law

Zipf  $\Leftrightarrow$  CCDF

References





## Complementary Cumulative Distribution Function:

### CCDF:



$$P_{\geq}(x) \propto x^{-(\gamma-1)}$$



Use when tail of  $P$  follows a power law.

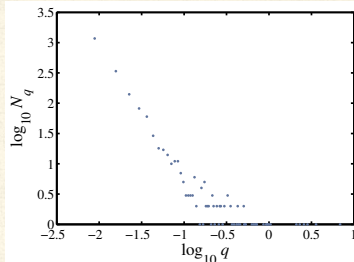


Increases exponent by one.

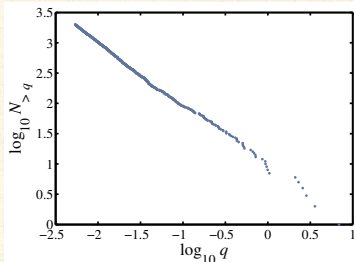


Useful in cleaning up data.


### PDF:



### CCDF:



## Complementary Cumulative Distribution Function:

 Same story for a discrete variable:  $P(k) \sim ck^{-\gamma}$ .



$$P_{\geq}(k) = P(k' \geq k)$$

The PoCverse  
Power-Law Size  
Distributions  
50 of 67

Our Intuition

Definition

Examples

Wild vs. Mild

CCDFs


Zipf's law

Zipf  $\Leftrightarrow$  CCDF

References



## Complementary Cumulative Distribution Function:

 Same story for a discrete variable:  $P(k) \sim ck^{-\gamma}$ .



$$P_{\geq}(k) = P(k' \geq k)$$

$$= \sum_{k'=k}^{\infty} P(k')$$

The PoCverse  
Power-Law Size  
Distributions  
50 of 67

Our Intuition

Definition

Examples

Wild vs. Mild

CCDFs


Zipf's law

Zipf  $\Leftrightarrow$  CCDF

References



## Complementary Cumulative Distribution Function:

 Same story for a discrete variable:  $P(k) \sim ck^{-\gamma}$ .



$$P_{\geq}(k) = P(k' \geq k)$$

$$= \sum_{k'=k}^{\infty} P(k')$$

$$\propto k^{-(\gamma-1)}$$

The PoCverse  
Power-Law Size  
Distributions  
50 of 67

Our Intuition

Definition

Examples

Wild vs. Mild

CCDFs


Zipf's law

Zipf  $\Leftrightarrow$  CCDF

References



## Complementary Cumulative Distribution Function:


 Same story for a discrete variable:  $P(k) \sim ck^{-\gamma}$ .



$$P_{\geq}(k) = P(k' \geq k)$$

$$= \sum_{k'=k}^{\infty} P(k')$$

$$\propto k^{-(\gamma-1)}$$

 Use integrals to approximate sums.





# The Boggoracle Speaks:

The PoCverse  
Power-Law Size  
Distributions

51 of 67

Our Intuition

Definition

Examples

Wild vs. Mild

CCDFs

Zipf's law

Zipf  $\Leftrightarrow$  CCDF

References



# Zipfian rank-frequency plots

The PoCverse  
Power-Law Size  
Distributions  
52 of 67

Our Intuition

Definition

Examples

Wild vs. Mild

CCDFs

Zipf's law

Zipf  $\Leftrightarrow$  CCDF

References

## George Kingsley Zipf:

- Noted various rank distributions have power-law tails, often with exponent  $-1$  (word frequency, city sizes, ...)



# Zipfian rank-frequency plots

The PoCverse  
Power-Law Size  
Distributions  
52 of 67

Our Intuition

Definition

Examples

Wild vs. Mild


CCDFs

Zipf's law

Zipf  $\leftrightarrow$  CCDF



References

## George Kingsley Zipf:

 Noted various rank distributions have power-law tails, often with exponent -1 (word frequency, city sizes, ...)

 Zipf's 1949 Magnum Opus 



"Human Behaviour and the Principle of Least-Effort"    
by G. K. Zipf (1949). <sup>[19]</sup>



# Zipfian rank-frequency plots

The PoCSverse  
Power-Law Size  
Distributions  
52 of 67

Our Intuition

Definition

Examples

Wild vs. Mild


CCDFs

Zipf's law

Zipf  $\leftrightarrow$  CCDF



References


## George Kingsley Zipf:

 Noted various rank distributions have power-law tails, often with exponent -1 (word frequency, city sizes, ...)

 Zipf's 1949 Magnum Opus 



"Human Behaviour and the Principle of Least-Effort"    
by G. K. Zipf (1949). <sup>[19]</sup>

 We'll study Zipf's law in depth ...



# Zipfian rank-frequency plots

Zipf's way:

The PoCverse  
Power-Law Size  
Distributions  
53 of 67

Our Intuition

Definition

Examples

Wild vs. Mild

CCDFs

Zipf's law

Zipf  $\Leftrightarrow$  CCDF


References





# Zipfian rank-frequency plots

Zipf's way:

 Given a collection of entities, rank them by size, largest to smallest.

The PoCverse  
Power-Law Size  
Distributions  
53 of 67

Our Intuition

Definition

Examples

Wild vs. Mild

CCDFs

Zipf's law


Zipf  $\Leftrightarrow$  CCDF


References



# Zipfian rank-frequency plots

Zipf's way:

 Given a collection of entities, rank them by size, largest to smallest.

  $x_r$  = the size of the  $r$ th ranked entity.

The PoCverse  
Power-Law Size  
Distributions  
53 of 67

Our Intuition

Definition

Examples

Wild vs. Mild

CCDFs

Zipf's law


Zipf  $\Leftrightarrow$  CCDF


References




# Zipfian rank-frequency plots

Zipf's way:

 Given a collection of entities, rank them by size, largest to smallest.


  $x_r$  = the size of the  $r$ th ranked entity.


  $r = 1$  corresponds to the largest size.





# Zipfian rank-frequency plots

## Zipf's way:

 Given a collection of entities, rank them by size, largest to smallest.

  $x_r$  = the size of the  $r$ th ranked entity.

  $r = 1$  corresponds to the largest size.

 Example:  $x_1$  could be the frequency of occurrence of the most common word in a text.



# Zipfian rank-frequency plots


## Zipf's way:

- Given a collection of entities, rank them by size, largest to smallest.
- $x_r$  = the size of the  $r$ th ranked entity.
- $r = 1$  corresponds to the largest size.
- Example:  $x_1$  could be the frequency of occurrence of the most common word in a text.
- Zipf's observation:

$$x_r \propto r^{-\alpha}$$







The PoCverse  
Power-Law Size  
Distributions  
54 of 67

Our Intuition

Definition

Examples

Wild vs. Mild

CCDFs

Zipf's law

Zipf  $\Leftrightarrow$  CCDF

References

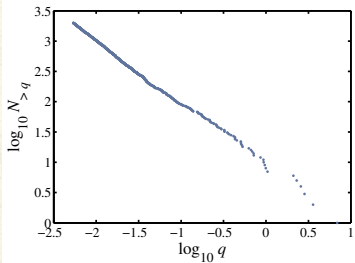
Nature (2014):  
Most cited papers  
of all time



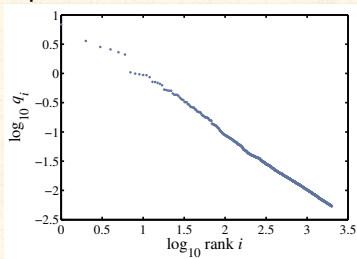
# Size distributions:

Brown Corpus (1,015,945 words):

CCDF:



Zipf:



🧱 The, of, and, to, a, ... = 'objects'

🧱 'Size' = word frequency

The PoCverse  
Power-Law Size  
Distributions  
55 of 67

Our Intuition

Definition

Examples

Wild vs. Mild

CCDFs

Zipf's law

Zipf  $\Leftrightarrow$  CCDF

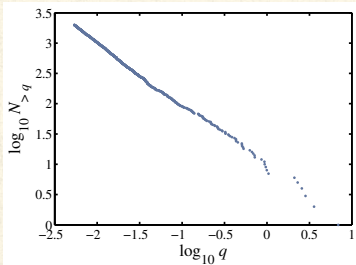
References



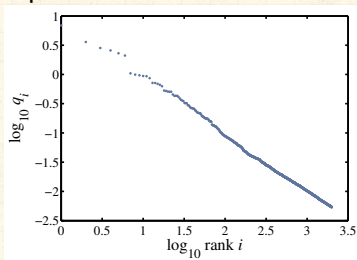
# Size distributions:

Brown Corpus (1,015,945 words):

CCDF:



Zipf:



The, of, and, to, a, ... = 'objects'



'Size' = word frequency



**Beep:** (Important) CCDF and Zipf plots are related

...

The PoCverse  
Power-Law Size  
Distributions  
55 of 67

Our Intuition

Definition

Examples

Wild vs. Mild

CCDFs

Zipf's law

Zipf  $\Leftrightarrow$  CCDF

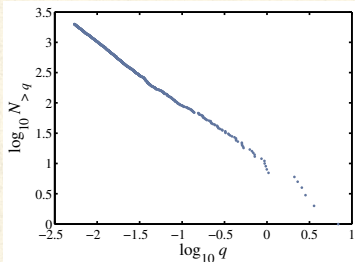
References



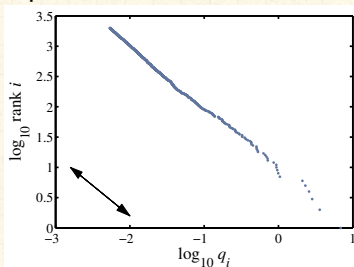
# Size distributions:




Brown Corpus (1,015,945 words):

CCDF:



Zipf:



-  The, of, and, to, a, ... = 'objects'
-  'Size' = word frequency
-  **Beep:** (Important) CCDF and Zipf plots are related

...

The PoCverse  
Power-Law Size  
Distributions  
56 of 67

Our Intuition

Definition

Examples

Wild vs. Mild

CCDFs


Zipf's law

Zipf  $\Leftrightarrow$  CCDF

References




## Observe:


  $NP_{\geq}(x)$  = the number of objects with size at least  $x$   
where  $N$  = total number of objects.






## Observe:


  $NP_{\geq}(x)$  = the number of objects with size at least  $x$   
where  $N$  = total number of objects.

 If an object has size  $x_r$ , then  $NP_{\geq}(x_r)$  is its rank  $r$ .



## Observe:

  $NP_{\geq}(x)$  = the number of objects with size at least  $x$   
where  $N$  = total number of objects.


 If an object has size  $x_r$ , then  $NP_{\geq}(x_r)$  is its rank  $r$ .


 So

$$x_r \propto r^{-\alpha} = (NP_{\geq}(x_r))^{-\alpha}$$



## Observe:

  $NP_{\geq}(x)$  = the number of objects with size at least  $x$   
where  $N$  = total number of objects.

 If an object has size  $x_r$ , then  $NP_{\geq}(x_r)$  is its rank  $r$ .


 So


$$x_r \propto r^{-\alpha} = (NP_{\geq}(x_r))^{-\alpha}$$

$$\propto x_r^{-(\gamma-1)(-\alpha)} \text{ since } P_{\geq}(x) \sim x^{-(\gamma-1)}.$$



## Observe:

  $NP_{\geq}(x)$  = the number of objects with size at least  $x$   
where  $N$  = total number of objects.

 If an object has size  $x_r$ , then  $NP_{\geq}(x_r)$  is its rank  $r$ .

 So

$$x_r \propto r^{-\alpha} = (NP_{\geq}(x_r))^{-\alpha}$$


$$\propto x_r^{-(\gamma-1)(-\alpha)} \text{ since } P_{\geq}(x) \sim x^{-(\gamma-1)}.$$


We therefore have  $1 = -(\gamma - 1)(-\alpha)$  or:

$$\alpha = \frac{1}{\gamma - 1}$$



## Observe:

  $NP_{\geq}(x)$  = the number of objects with size at least  $x$  where  $N$  = total number of objects.

 If an object has size  $x_r$ , then  $NP_{\geq}(x_r)$  is its rank  $r$ .


 So

$$x_r \propto r^{-\alpha} = (NP_{\geq}(x_r))^{-\alpha}$$

$$\propto x_r^{-(\gamma-1)(-\alpha)} \text{ since } P_{\geq}(x) \sim x^{-(\gamma-1)}.$$

We therefore have  $1 = -(\gamma - 1)(-\alpha)$  or:

$$\alpha = \frac{1}{\gamma - 1}$$

 A rank distribution exponent of  $\alpha = 1$  corresponds to a size distribution exponent  $\gamma = 2$ .








## "Zipf's Law in the Popularity Distribution of Chess Openings" ↗

Blasius and Tönjes,  
Phys. Rev. Lett., **103**, 218701, 2009. [3]

 Examined all games of varying game depth  $d$  in a set of chess databases.

The PoCSverse  
Power-Law Size  
Distributions  
58 of 67

Our Intuition

Definition

Examples

Wild vs. Mild

CCDFs

Zipf's law

Zipf ↔ CCDF



References





## "Zipf's Law in the Popularity Distribution of Chess Openings"

Blasius and Tönjes,  
Phys. Rev. Lett., **103**, 218701, 2009. [3]

-  Examined all games of varying game depth  $d$  in a set of chess databases.
-   $n$  = popularity = how many times a specific game path appears in databases.

The PoCSverse  
Power-Law Size  
Distributions  
58 of 67

Our Intuition

Definition

Examples

Wild vs. Mild

CCDFs

Zipf's law

Zipf  $\leftrightarrow$  CCDF

References





## "Zipf's Law in the Popularity Distribution of Chess Openings" ↗

Blasius and Tönjes,  
Phys. Rev. Lett., **103**, 218701, 2009. [3]

- Examined all games of varying game depth  $d$  in a set of chess databases.
- $n$  = popularity = how many times a specific game path appears in databases.
- $S(n; d)$  = number of depth  $d$  games with popularity  $n$ .

The PoCSverse  
Power-Law Size  
Distributions  
58 of 67

Our Intuition

Definition

Examples

Wild vs. Mild

CCDFs

Zipf's law

Zipf  $\leftrightarrow$  CCDF

References





## "Zipf's Law in the Popularity Distribution of Chess Openings" ↗

Blasius and Tönjes,  
Phys. Rev. Lett., **103**, 218701, 2009. [3]

- Examined all games of varying game depth  $d$  in a set of chess databases.
- $n$  = popularity = how many times a specific game path appears in databases.
- $S(n; d)$  = number of depth  $d$  games with popularity  $n$ .
- Show "the frequencies of opening moves are distributed according to a power law with an exponent that increases linearly with the game depth, whereas the pooled distribution of all opening weights follows Zipf's law with universal exponent."







## "Zipf's Law in the Popularity Distribution of Chess Openings" ↗

Blasius and Tönjes,  
Phys. Rev. Lett., **103**, 218701, 2009. [3]

- Examined all games of varying game depth  $d$  in a set of chess databases.
- $n$  = popularity = how many times a specific game path appears in databases.
- $S(n; d)$  = number of depth  $d$  games with popularity  $n$ .
- Show "the frequencies of opening moves are distributed according to a power law with an exponent that increases linearly with the game depth, whereas the pooled distribution of all opening weights follows Zipf's law with universal exponent."
- Propose hierarchical fragmentation model that produces self-similar game trees.





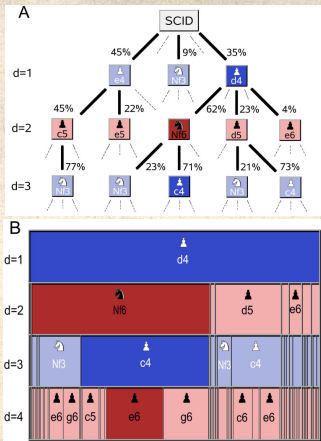


FIG. 1 (color online). (a) Schematic representation of the weighted game tree of chess based on the SCIDBASE [6] for the first three half moves. Each node indicates a state of the game. Possible game continuations are shown as solid lines together with the branching ratios  $r_d$ . Dotted lines symbolize other game continuations, which are not shown. (b) Alternative representation emphasizing the successive segmentation of the set of games, here indicated for games following a 1.d4 opening until the fourth half move  $d = 4$ . Each node  $\sigma$  is represented by a box of a size proportional to its frequency  $n_{\sigma}$ . In the subsequent half move these games split into subsets (indicated vertically below) according to the possible game continuations. Highlighted in (a) and (b) is a popular opening sequence 1.d4 Nf6 2.c4 e6 (Indian defense).

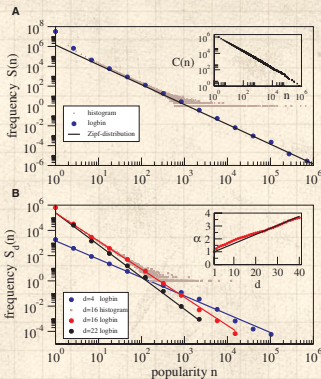


FIG. 2 (color online). (a) Histogram of weight frequencies  $S(n)$  of openings up to  $d = 40$  in the Scid database and with logarithmic binning. A straight line fit (not shown) yields an exponent of  $\alpha = 2.05$  with a goodness of fit  $R^2 > 0.9992$ . For comparison, the Zipf distribution Eq. (8) with  $\mu = 1$  is indicated as a solid line. Inset: number  $C(n) = \sum_{m=n+1}^N S(m)$  of openings with a popularity  $m > n$ .  $C(n)$  follows a power law with exponent  $\alpha = 1.04$  ( $R^2 = 0.994$ ). (b) Number  $S_d(n)$  of openings of depth  $d$  with a given popularity  $n$  for  $d = 16$  and histograms with logarithmic binning for  $d = 4$ ,  $d = 16$ , and  $d = 22$ . Solid lines are regression lines to the logarithmically binned data ( $R^2 > 0.99$  for  $d < 35$ ). Inset: slope  $\alpha_d$  of the regression line as a function of  $d$  and the analytical estimation Eq. (6) using  $N = 1.4 \times 10^6$  and  $\beta = 0$  (solid line).

The PoCverse  
Power-Law Size  
Distributions  
59 of 67

Our Intuition

Definition

Examples

Wild vs. Mild

CCDFs

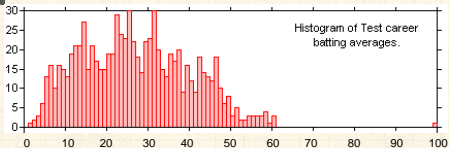
Zipf's law

Zipf  $\leftrightarrow$  CCDF

References



## Extreme deviations in test cricket:



The PoCverse  
Power-Law Size  
Distributions  
60 of 67

Our Intuition

Definition

Examples

Wild vs. Mild

CCDFs

Zipf's law

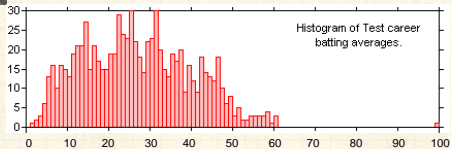
Zipf  $\leftrightarrow$  CCDF

References



# The Don. ↗

## Extreme deviations in test cricket:



Don Bradman's batting average ↗  
= **166%** next best.

The PoCverse  
Power-Law Size  
Distributions  
60 of 67

Our Intuition

Definition

Examples

Wild vs. Mild

CCDFs

Zipf's law

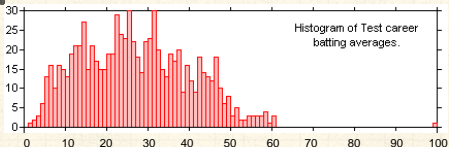
Zipf ↔ CCDF

References



# The Don. ↗

## Extreme deviations in test cricket:



Don Bradman's batting average ↗

= 166% next best.

That's pretty solid.

The PoCverse  
Power-Law Size  
Distributions  
60 of 67

Our Intuition

Definition

Examples

Wild vs. Mild

CCDFs

Zipf's law

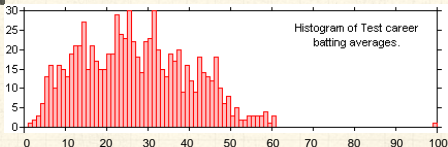
Zipf ↔ CCDF

References



# The Don. ↗

## Extreme deviations in test cricket:



Don Bradman's batting average ↗

= 166% next best.



That's pretty solid.



Later in the course: Understanding success—is the Mona Lisa like Don Bradman?

The PoCverse  
Power-Law Size  
Distributions  
60 of 67

Our Intuition

Definition

Examples

Wild vs. Mild

CCDFs

Zipf's law

Zipf ↔ CCDF

References





## A good eye:

The PoCverse  
Power-Law Size  
Distributions  
61 of 67

Our Intuition

Definition

Examples

Wild vs. Mild

CCDFs

Zipf's law

Zipf  $\Leftrightarrow$  CCDF

References

<http://www.youtube.com/watch?v=9o6vTXgYdqA?rel=0>



The great Paul Kelly's tribute to the man who was "Something like the tide"



# Neural reboot (NR):

## Monotrematic Love

The PoCverse  
Power-Law Size  
Distributions  
62 of 67

Our Intuition

Definition

Examples

Wild vs. Mild

CCDFs

Zipf's law

Zipf  $\Leftrightarrow$  CCDF

References







<http://www.youtube.com/watch?v=a6QHzJJ05a8?rel=0>

# References I

- [1] P. Bak, K. Christensen, L. Danon, and T. Scanlon.  
Unified scaling law for earthquakes.  
[Phys. Rev. Lett., 88:178501, 2002. pdf](#)
- [2] A.-L. Barabási and R. Albert.  
Emergence of scaling in random networks.  
[Science, 286:509–511, 1999. pdf](#)
- [3] B. Blasius and R. Tönjes.  
Zipf's law in the popularity distribution of chess openings.  
[Phys. Rev. Lett., 103:218701, 2009. pdf](#)
- [4] K. Christensen, L. Danon, T. Scanlon, and P. Bak.  
Unified scaling law for earthquakes.  
[Proc. Natl. Acad. Sci., 99:2509–2513, 2002. pdf](#)



# References II

- [5] A. Clauset, C. R. Shalizi, and M. E. J. Newman.  
Power-law distributions in empirical data.  
[SIAM Review](#), 51:661–703, 2009. [pdf](#) 
- [6] D. J. de Solla Price.  
Networks of scientific papers.  
[Science](#), 149:510–515, 1965. [pdf](#) 
- [7] P. Grassberger.  
Critical behaviour of the Drossel-Schwabl forest  
fire model.  
[New Journal of Physics](#), 4:17.1–17.15, 2002. [pdf](#) 
- [8] B. Gutenberg and C. F. Richter.  
Earthquake magnitude, intensity, energy, and  
acceleration.  
[Bull. Seism. Soc. Am.](#), 499:105–145, 1942. [pdf](#) 







# References III

- [9] J. Holtzmark.  
Über die verbreiterung von spektrallinien.  
[Ann. Phys., 58:577–630, 1919. pdf](#)
- [10] R. Munroe.  
Thing Explainer: Complicated Stuff in Simple Words.  
Houghton Mifflin Harcourt, 2015.
- [11] M. E. J. Newman.  
Power laws, Pareto distributions and Zipf's law.  
[Contemporary Physics, 46:323–351, 2005. pdf](#)
- [12] M. I. Norton and D. Ariely.  
Building a better America—One wealth quintile at a time.  
[Perspectives on Psychological Science, 6:9–12, 2011. pdf](#)







# References IV

- [13] D. D. S. Price.  
A general theory of bibliometric and other  
cumulative advantage processes.  
[Journal of the American Society for Information  
Science](#), pages 292–306, 1976. [pdf](#) 
- [14] L. F. Richardson.  
Variation of the frequency of fatal quarrels with  
magnitude.  
[J. Amer. Stat. Assoc.](#), 43:523–546, 1949.
- [15] H. A. Simon.  
On a class of skew distribution functions.  
[Biometrika](#), 42(3-4):425–440, 12 1955. [pdf](#) 
- [16] N. N. Taleb.  
[The Black Swan](#).  
Random House, New York, 2007.



# References V

- [17] G. U. Yule.  
A mathematical theory of evolution, based on the  
conclusions of Dr J. C. Willis, F.R.S.  
[Phil. Trans. B, 213:21–87, 1925. pdf](#) 
- [18] Y.-X. Zhu, J. Huang, Z.-K. Zhang, Q.-M. Zhang,  
T. Zhou, and Y.-Y. Ahn.  
Geography and similarity of regional cuisines in  
China.  
[PLoS ONE, 8:e79161, 2013. pdf](#) 
- [19] G. K. Zipf.  
Human Behaviour and the Principle of  
Least-Effort.  
[Addison-Wesley, Cambridge, MA, 1949.](#)

