

Random Networks

Last updated: 2023/08/22, 11:48:23 EDT

Principles of Complex Systems, Vols. 1, 2, & 3D
CSYS/MATH 6701, 6713, & a pretend number,
2023–2024 | @pocsvox

Prof. Peter Sheridan Dodds | @peterdodds

Computational Story Lab | Vermont Complex Systems Center
Santa Fe Institute | University of Vermont



The PoCSverse
Random
Networks
1 of 81

Pure random
networks

Definitions

How to build theoretically

Some visual examples

Clustering

Degree distributions

Generalized
Random
Networks

Configuration model

How to build in practice

Motifs

Random friends are
strange

Largest component

References



Licensed under the *Creative Commons Attribution-NonCommercial-ShareAlike 3.0 License*.

These slides are brought to you by:

Sealie & Lambie
Productions



The PoCVerse
Random
Networks
2 of 81

Pure random
networks

Definitions

How to build theoretically

Some visual examples

Clustering

Degree distributions

Generalized
Random
Networks

Configuration model

How to build in practice

Motifs

Random friends are
strange


Largest component



References



These slides are also brought to you by:

Special Guest Executive Producer



 On Instagram at [pratchett_the_cat](https://www.instagram.com/pratchett_the_cat) 

The PoCverse
Random
Networks
3 of 81

Pure random
networks

Definitions

How to build theoretically

Some visual examples

Clustering

Degree distributions

Generalized
Random
Networks

Configuration model

How to build in practice

Motifs

Random friends are
strange

Largest component

References



Outline

Pure random networks

- Definitions

- How to build theoretically

- Some visual examples

- Clustering

- Degree distributions

Generalized Random Networks

- Configuration model

- How to build in practice

- Motifs

- Random friends are strange

- Largest component

References

The PoCverse
Random
Networks
4 of 81

Pure random
networks

- Definitions

- How to build theoretically

- Some visual examples

- Clustering

- Degree distributions

Generalized
Random
Networks

- Configuration model

- How to build in practice

- Motifs

- Random friends are
strange

- Largest component

References



Pure random networks

Definitions

How to build theoretically

Some visual examples

Clustering

Degree distributions

Generalized Random Networks

Configuration model

How to build in practice

Motifs

Random friends are strange

Largest component

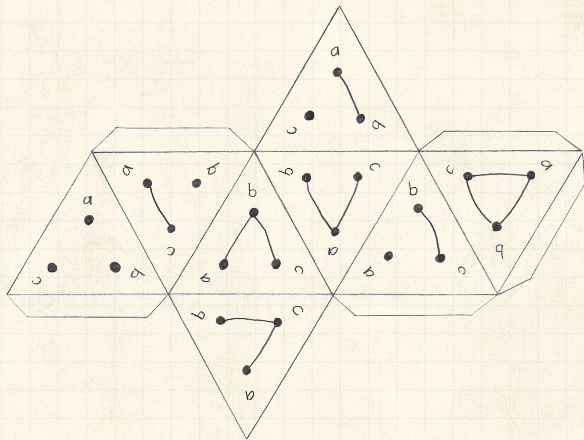
References

Some important models:

1. Generalized random networks;
2. Small-world networks;
3. Generalized affiliation networks;
4. Scale-free networks;
5. Statistical generative models (p^*).



Random network generator for $N = 3$:



Get your own exciting generator [here](#) ↗.



As $N \nearrow$, polyhedral die rapidly becomes a ball...

The PoCverse
Random
Networks
7 of 81

Pure random networks

Definitions

How to build theoretically

Some visual examples

Clustering

Degree distributions

Generalized Random Networks

Configuration model

How to build in practice

Motifs

Random friends are
strange

Largest component

References



Random networks

The PoCVerse
Random
Networks
9 of 81

Pure random
networks

Definitions

How to build theoretically

Some visual examples

Clustering

Degree distributions

Generalized
Random
Networks

Configuration model

How to build in practice

Motifs

Random friends are
strange

Largest component


References

Pure, abstract random networks:


- Consider set of all networks with N labelled nodes and m edges.
- Standard random network = one **randomly chosen** network from this set.
- To be clear: each network is **equally** probable.
- Sometimes equiprobability is a good assumption, but it is always an assumption.
- Known as Erdős-Rényi random networks or **ER graphs**.





Random networks—basic features:

 Number of possible edges:


$$0 \leq m \leq \binom{N}{2} = \frac{N(N-1)}{2}$$


 Limit of $m = 0$: empty graph.


 Limit of $m = \binom{N}{2}$: complete or fully-connected graph.

 Number of possible networks with N labelled nodes:

$$2^{\binom{N}{2}} \sim e^{\frac{\ln 2}{2} N(N-1)}.$$

 Given m edges, there are $\binom{\binom{N}{2}}{m}$ different possible networks.

 Crazy factorial explosion for $1 \ll m \ll \binom{N}{2}$.

 **Real world:** links are usually costly so real networks are almost always **sparse**.

The PoCverse
Random
Networks
10 of 81

Pure random
networks

Definitions

How to build theoretically

Some visual examples

Clustering

Degree distributions

Generalized
Random
Networks

Configuration model

How to build in practice

Motifs

Random friends are
strange

Largest component

References



Random networks


How to build standard random networks:

- 🧱 Given N and m .
- 🧱 Two probabilistic methods (we'll see a third later on)
 1. Connect each of the $\binom{N}{2}$ pairs with appropriate probability p .
 - 🧱 **Useful for theoretical work.**
 2. Take N nodes and add exactly m links by selecting edges without replacement.
 - 🧱 **Algorithm:** Randomly choose a pair of nodes i and j , $i \neq j$, and connect if unconnected; repeat until all m edges are allocated.
 - 🧱 Best for adding relatively small numbers of links (most cases).
 - 🧱 1 and 2 are effectively equivalent for large N .




Random networks

A few more things:


 For method 1, # links is probabilistic:


$$\langle m \rangle = p \binom{N}{2} = p \frac{1}{2} N(N-1)$$

 So the expected or **average degree** is

$$\langle k \rangle = \frac{2 \langle m \rangle}{N}$$

$$= \frac{2}{N} p \frac{1}{2} N(N-1) = \frac{2}{N} p \frac{1}{2} N(N-1) = p(N-1).$$

 Which is what it should be...

 If we keep $\langle k \rangle$ constant then $p \propto 1/N \rightarrow 0$ as $N \rightarrow \infty$.



Random networks: examples

The PoCverse
Random
Networks
15 of 81

Pure random
networks

Definitions

How to build theoretically

Some visual examples

Clustering

Degree distributions

Generalized
Random
Networks

Configuration model

How to build in practice

Motifs


Random friends are
strange


Largest component


References


Next slides:

Example realizations of random networks

 $N = 500$

 Vary m , the number of edges from 100 to 1000.

 Average degree $\langle k \rangle$ runs from 0.4 to 4.

 Look at full network plus the largest component.



Random networks: examples for $N=500$

The PoCVerse
Random
Networks
16 of 81

Pure random
networks

Definitions

How to build theoretically

Some visual examples

Clustering

Degree distributions

Generalized
Random
Networks

Configuration model

How to build in practice

Motifs

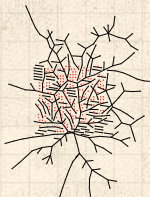
Random friends are
strange

Largest component

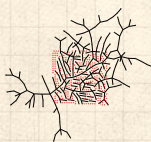
References



$m = 100$
 $\langle k \rangle = 0.4$



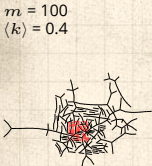
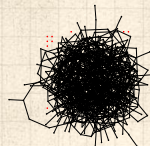

$m = 200$
 $\langle k \rangle = 0.8$



$m = 230$
 $\langle k \rangle = 0.92$




$m = 250$
 $\langle k \rangle = 1$



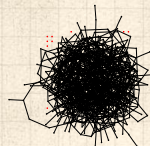
$m = 260$
 $\langle k \rangle = 1.04$



$m = 300$
 $\langle k \rangle = 1.2$



$m = 500$
 $\langle k \rangle = 2$



$m = 1000$
 $\langle k \rangle = 4$



Random networks: largest components

The PoCverse
Random
Networks
17 of 81

Pure random
networks

Definitions

How to build theoretically

Some visual examples

Clustering

Degree distributions

Generalized
Random
Networks

Configuration model

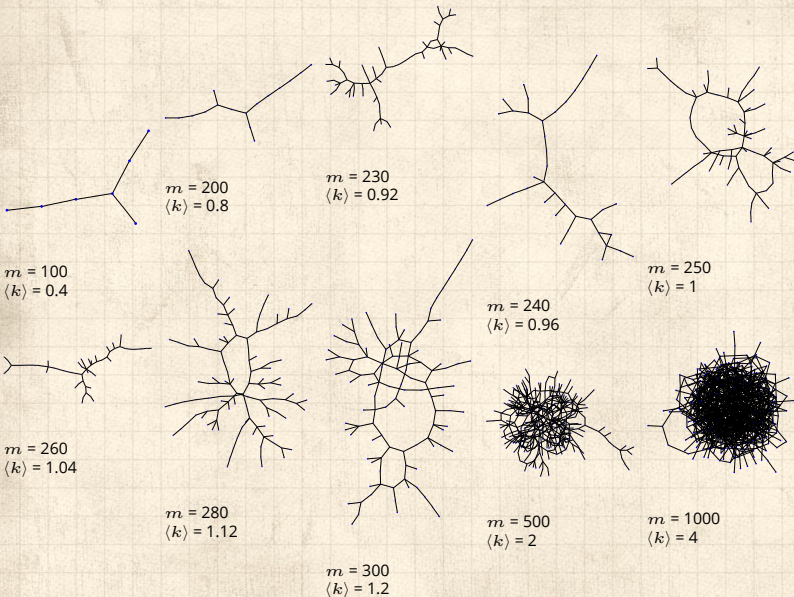
How to build in practice

Motifs

Random friends are
strange

Largest component

References



Random networks: examples for $N=500$

The PoCVerse
Random
Networks
18 of 81

Pure random
networks

Definitions

How to build theoretically

Some visual examples

Clustering

Degree distributions

Generalized
Random
Networks

Configuration model

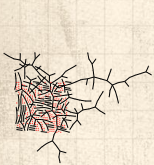
How to build in practice

Motifs

Random friends are
strange

Largest component

References



$m = 250$
 $\langle k \rangle = 1$



$m = 250$
 $\langle k \rangle = 1$



$m = 250$
 $\langle k \rangle = 1$



$m = 250$
 $\langle k \rangle = 1$



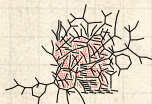
$m = 250$
 $\langle k \rangle = 1$



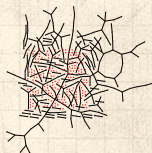
$m = 250$
 $\langle k \rangle = 1$



$m = 250$
 $\langle k \rangle = 1$



$m = 250$
 $\langle k \rangle = 1$



$m = 250$
 $\langle k \rangle = 1$



$m = 250$
 $\langle k \rangle = 1$

Random networks: largest components

The PoCVerse
Random
Networks
19 of 81

Pure random
networks

Definitions

How to build theoretically

Some visual examples

Clustering

Degree distributions

Generalized
Random
Networks

Configuration model

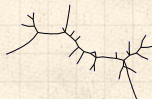

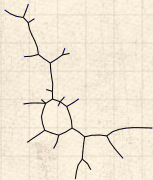
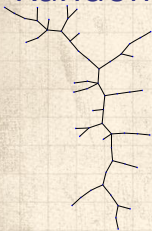
How to build in practice

Motifs

Random friends are
strange

Largest component

References

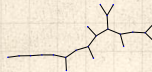
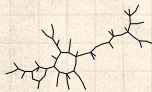
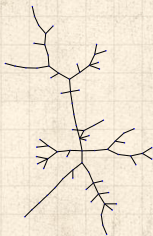
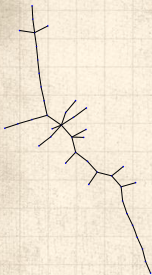


$m = 250$
 $\langle k \rangle = 1$

$m = 250$
 $\langle k \rangle = 1$

$m = 250$
 $\langle k \rangle = 1$

$m = 250$
 $\langle k \rangle = 1$



$m = 250$
 $\langle k \rangle = 1$

$m = 250$
 $\langle k \rangle = 1$

$m = 250$
 $\langle k \rangle = 1$

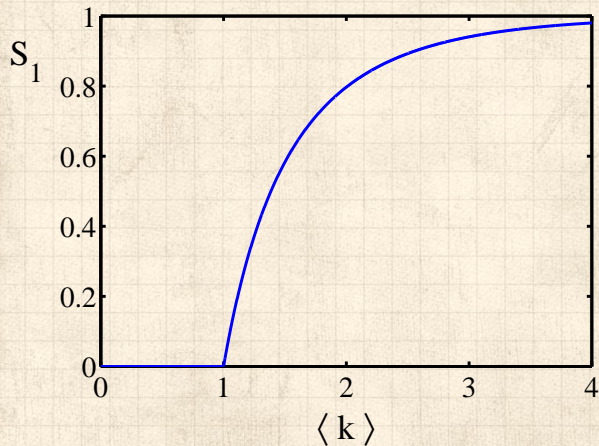

$m = 250$
 $\langle k \rangle = 1$

$m = 250$
 $\langle k \rangle = 1$

$m = 250$
 $\langle k \rangle = 1$



Giant component



The PoCverse
Random
Networks
20 of 81

Pure random
networks

Definitions

How to build theoretically

Some visual examples

Clustering

Degree distributions

Generalized
Random
Networks

Configuration model

How to build in practice

Motifs

Random friends are
strange

Largest component

References



Clustering in random networks:

- For construction method 1, what is the clustering coefficient for a finite network?
- Consider triangle/triple clustering coefficient: [7]

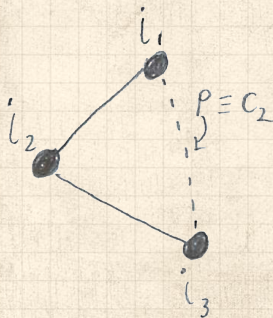
$$C_2 = \frac{3 \times \# \text{triangles}}{\# \text{triples}}$$

Recall: C_2 = probability that two friends of a node are also friends.

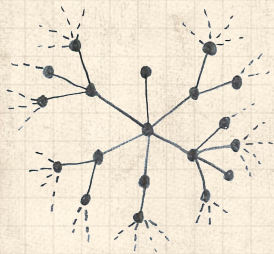
Or: C_2 = probability that a triple is part of a triangle.

For standard random networks, we have simply that

$$C_2 = p.$$



Clustering in random networks:



So for large random networks ($N \rightarrow \infty$), clustering drops to zero.



Key structural feature of random networks is that they locally look like **pure branching networks**



No small loops.

The PoCverse
Random
Networks
23 of 81

Pure random
networks

Definitions

How to build theoretically

Some visual examples

Clustering

Degree distributions

Generalized
Random
Networks

Configuration model

How to build in practice

Motifs

Random friends are
strange

Largest component

References



Degree distribution:

- Recall P_k = probability that a randomly selected node has degree k .
- Consider method 1 for constructing random networks: each possible link is realized with probability p .
- Now consider one node: there are ' $N - 1$ choose k ' ways the node can be connected to k of the other $N - 1$ nodes.
- Each connection occurs with probability p , each non-connection with probability $(1 - p)$.
- Therefore have a binomial distribution ↗:

$$P(k; p, N) = \binom{N-1}{k} p^k (1-p)^{N-1-k}.$$



Limiting form of $P(k; p, N)$:



Our degree distribution:

$$P(k; p, N) = \binom{N-1}{k} p^k (1-p)^{N-1-k}.$$



What happens as $N \rightarrow \infty$?



We must end up with the normal distribution right?



If p is fixed, then we would end up with a Gaussian with average degree $\langle k \rangle \simeq pN \rightarrow \infty$.




But we want to keep $\langle k \rangle$ fixed...



So examine limit of $P(k; p, N)$ when $p \rightarrow 0$ and $N \rightarrow \infty$ with $\langle k \rangle = p(N-1) = \text{constant}$.

$$P(k; p, N) \simeq \frac{\langle k \rangle^k}{k!} \left(1 - \frac{\langle k \rangle}{N-1} \right)^{N-1-k} \rightarrow \frac{\langle k \rangle^k}{k!} e^{-\langle k \rangle}$$

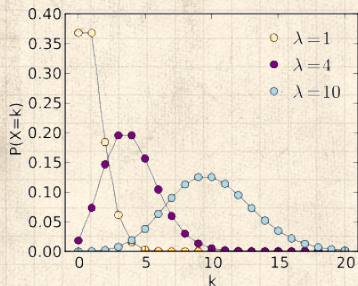


This is a Poisson distribution  with mean $\langle k \rangle$.



Poisson basics:

$$P(k; \lambda) = \frac{\lambda^k}{k!} e^{-\lambda}$$



$\lambda > 0$



$k = 0, 1, 2, 3, \dots$



Classic use: probability that an event occurs k times in a given time period, given an average rate of occurrence.



e.g.:
phone calls/minute,
horse-kick deaths.



'Law of small numbers'




Poisson basics:

The PoCVerse
Random
Networks
28 of 81

 Normalization: we must have

$$\sum_{k=0}^{\infty} P(k; \langle k \rangle) = 1$$

 Checking:

$$\begin{aligned} \sum_{k=0}^{\infty} P(k; \langle k \rangle) &= \sum_{k=0}^{\infty} \frac{\langle k \rangle^k}{k!} e^{-\langle k \rangle} \\ &= e^{-\langle k \rangle} \sum_{k=0}^{\infty} \frac{\langle k \rangle^k}{k!} \\ &= e^{-\langle k \rangle} e^{\langle k \rangle} = 1 \end{aligned}$$

Pure random
networks

Definitions

How to build theoretically

Some visual examples

Clustering

Degree distributions

Generalized
Random
Networks

Configuration model

How to build in practice

Motifs

Random friends are
strange

Largest component

References



Poisson basics:

Mean degree: we must have

$$\langle k \rangle = \sum_{k=0}^{\infty} k P(k; \langle k \rangle).$$

Checking:

$$\begin{aligned} \sum_{k=0}^{\infty} k P(k; \langle k \rangle) &= \sum_{k=0}^{\infty} k \frac{\langle k \rangle^k}{k!} e^{-\langle k \rangle} \\ &= e^{-\langle k \rangle} \sum_{k=1}^{\infty} \frac{\langle k \rangle^k}{(k-1)!} \\ &= \langle k \rangle e^{-\langle k \rangle} \sum_{k=1}^{\infty} \frac{\langle k \rangle^{k-1}}{(k-1)!} \\ &= \langle k \rangle e^{-\langle k \rangle} \sum_{i=0}^{\infty} \frac{\langle k \rangle^i}{i!} = \langle k \rangle e^{-\langle k \rangle} e^{\langle k \rangle} = \langle k \rangle \end{aligned}$$

In CocoNuTs, we find a different, crazier way of doing this...



Poisson basics:

🧱 The **variance** of degree distributions for random networks turns out to be **very important**.

🧱 Using calculation similar to one for finding $\langle k \rangle$ we find the **second moment** to be:

$$\langle k^2 \rangle = \langle k \rangle^2 + \langle k \rangle.$$

🧱 Variance is then

$$\sigma^2 = \langle k^2 \rangle - \langle k \rangle^2 = \langle k \rangle^2 + \langle k \rangle - \langle k \rangle^2 = \langle k \rangle.$$

🧱 So standard deviation σ is equal to $\sqrt{\langle k \rangle}$.

🧱 Note: This is a special property of Poisson distribution and can trip us up...



General random networks

- So... standard random networks have a Poisson degree distribution
- Generalize to arbitrary degree distribution P_k .
- Also known as the **configuration model**.^[7]
- Can generalize construction method from ER random networks.
- Assign each node a weight w from some distribution P_w and form links with probability

$$P(\text{link between } i \text{ and } j) \propto w_i w_j.$$







- But we'll be more interested in
 1. Randomly wiring up (and rewiring) already existing nodes with fixed degrees.
 2. Examining mechanisms that lead to networks with certain degree distributions.



Random networks: examples

Coming up:

Example realizations of random networks with power law degree distributions:

-  $N = 1000$.
-  $P_k \propto k^{-\gamma}$ for $k \geq 1$.
-  Set $P_0 = 0$ (no isolated nodes).
-  Vary exponent γ between 2.10 and 2.91.
-  Again, look at full network plus the largest component.
-  Apart from degree distribution, wiring is random.

The PoCVerse
Random
Networks
34 of 81

Pure random
networks

Definitions

How to build theoretically

Some visual examples

Clustering

Degree distributions

Generalized
Random
Networks

Configuration model

How to build in practice

Motifs

Random friends are
strange

Largest component

References



Random networks: examples for $N=1000$

The PoCverse
Random
Networks
35 of 81

Pure random
networks

Definitions

How to build theoretically

Some visual examples

Clustering

Degree distributions

Generalized
Random
Networks

Configuration model





How to build in practice

Motifs

Random friends are
strange

Largest component

References




$\gamma = 2.1$
 $\langle k \rangle = 3.448$

$\gamma = 2.19$
 $\langle k \rangle = 2.986$

$\gamma = 2.28$
 $\langle k \rangle = 2.306$

$\gamma = 2.37$
 $\langle k \rangle = 2.504$

$\gamma = 2.46$
 $\langle k \rangle = 1.856$



$\gamma = 2.55$
 $\langle k \rangle = 1.712$

$\gamma = 2.64$
 $\langle k \rangle = 1.6$

$\gamma = 2.73$
 $\langle k \rangle = 1.862$

$\gamma = 2.82$
 $\langle k \rangle = 1.386$

$\gamma = 2.91$
 $\langle k \rangle = 1.49$



Random networks: largest components

The PoCVerse
Random
Networks
36 of 81

Pure random
networks

Definitions

How to build theoretically

Some visual examples

Clustering

Degree distributions

Generalized
Random
Networks

Configuration model






How to build in practice

Motifs

Random friends are
strange

Largest component

References




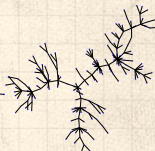


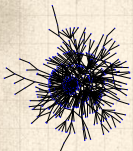
$\gamma = 2.1$
 $\langle k \rangle = 3.448$

$\gamma = 2.19$
 $\langle k \rangle = 2.986$

$\gamma = 2.28$
 $\langle k \rangle = 2.306$

$\gamma = 2.37$
 $\langle k \rangle = 2.504$

$\gamma = 2.46$
 $\langle k \rangle = 1.856$



$\gamma = 2.55$
 $\langle k \rangle = 1.712$

$\gamma = 2.64$
 $\langle k \rangle = 1.6$





$\gamma = 2.73$
 $\langle k \rangle = 1.862$

$\gamma = 2.82$
 $\langle k \rangle = 1.386$

$\gamma = 2.91$
 $\langle k \rangle = 1.49$




Generalized random networks:

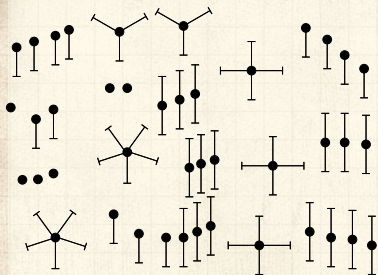
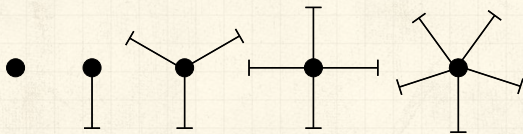
-  Arbitrary degree distribution P_k .
-  Create (unconnected) nodes with degrees sampled from P_k .
-  Wire nodes together randomly.
-  Create ensemble to test deviations from randomness.





Building random networks: Stubs


Phase 1:

 **Idea:** start with a soup of unconnected nodes with stubs (half-edges):



 Randomly select stubs (not nodes!) and connect them.

 Must have an even number of stubs.

 Initially allow **self-** and **repeat** connections.

The PoCverse
Random
Networks
39 of 81

Pure random
networks

Definitions

How to build theoretically

Some visual examples

Clustering

Degree distributions

Generalized
Random
Networks

Configuration model

How to build in practice

Motifs

Random friends are
strange

Largest component

References



Building random networks: First rewiring

The PoCverse
Random
Networks
40 of 81

Pure random
networks

Definitions

How to build theoretically

Some visual examples

Clustering

Degree distributions

Generalized
Random
Networks

Configuration model

How to build in practice

Motifs


Random friends are
strange

Largest component

References

Phase 2:

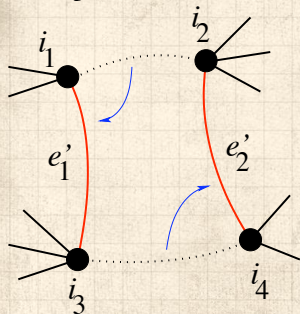
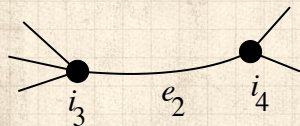
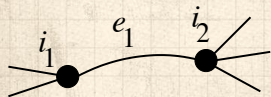
- Now find any (A) self-loops and (B) repeat edges and **randomly rewire** them.



- Being careful:** we can't change the degree of any node, so we can't simply move links around.
- Simplest solution:** randomly rewire **two edges** at a time.



General random rewiring algorithm



Randomly choose **two edges**.
(Or choose problem edge and
a random edge)



Check to make sure edges are
disjoint.



Rewire one end of each edge.



Node degrees **do not change**.



Works if e_1 is a self-loop or
repeated edge.



Same as finding on/off/on/off
4-cycles. and rotating them.



Sampling random networks

The PoCverse
Random
Networks
42 of 81

Pure random
networks

Definitions

How to build theoretically

Some visual examples

Clustering

Degree distributions

Generalized
Random
Networks

Configuration model

How to build in practice


Motifs

Random friends are
strange



Largest component

References

Phase 2:

-  Use rewiring algorithm to remove all self and repeat loops.

Phase 3:

-  **Randomize network** wiring by applying rewiring algorithm liberally.
-  **Rule of thumb:** # Rewirings $\simeq 10 \times$ # edges ^[5].



Random sampling

Pure random networks

Definitions

How to build theoretically

Some visual examples

Clustering

Degree distributions

Generalized Random Networks

Configuration model


How to build in practice

Motifs

Random friends are strange

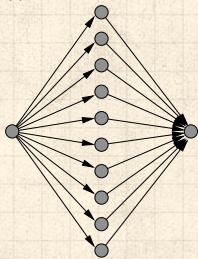
Largest component

References

 **Problem** with only joining up stubs is **failure** to randomly sample from all possible networks.

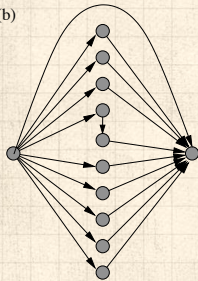
 Example from Milo et al. (2003) [5]:

(a)

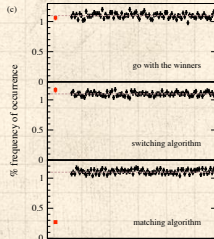


1 configuration

(b)



90 configurations



Sampling random networks

- What if we have P_k instead of N_k ?
- Must now create nodes before start of the construction algorithm.
- Generate N nodes by sampling from degree distribution P_k .
- Easy to do exactly numerically since k is discrete.
- Note:** not all P_k will always give nodes that can be wired together.

The PoCverse
Random
Networks
44 of 81

Pure random
networks

Definitions

How to build theoretically

Some visual examples

Clustering

Degree distributions

Generalized
Random
Networks

Configuration model

How to build in practice

Motifs

Random friends are
strange

Largest component

References



Network motifs

- Idea of **motifs** ^[8] introduced by Shen-Orr, Alon et al. in 2002.
- Looked at gene expression within full context of **transcriptional regulation networks**.
- Specific example of Escherichia coli.
- Directed network with 577 interactions (edges) and 424 operons (nodes).
- Used network randomization to produce ensemble of alternate networks with same degree frequency N_k .
- Looked for **certain subnetworks (motifs)** that appeared more or less often than expected

The PoCserve
Random
Networks
46 of 81

Pure random
networks

Definitions

How to build theoretically

Some visual examples

Clustering

Degree distributions

Generalized
Random
Networks

Configuration model

How to build in practice

Motifs

Random friends are
strange

Largest component

References



Network motifs

The PoCverse
Random
Networks
47 of 81

Pure random
networks

Definitions

How to build theoretically

Some visual examples

Clustering

Degree distributions

Generalized
Random
Networks

Configuration model

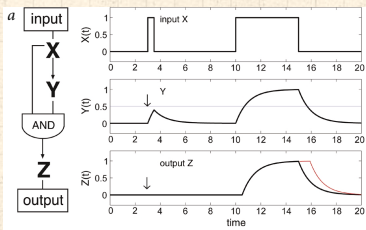
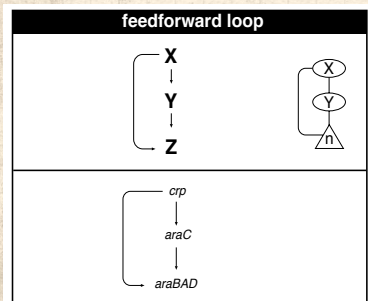
How to build in practice

Motifs


Random friends are strange


Largest component

References



 Z only turns on in response to sustained activity in X .

 Turning off X rapidly turns off Z .

 Analogy to elevator doors.



Network motifs

The PoCverse
Random
Networks
48 of 81

Pure random
networks

Definitions

How to build theoretically

Some visual examples

Clustering

Degree distributions

Generalized
Random
Networks

Configuration model

How to build in practice

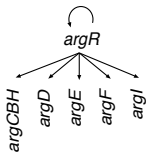
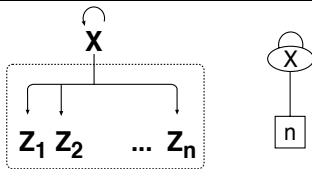
Motifs

Random friends are
strange

Largest component

References

single input module (SIM)



Master switch.



Network motifs

The PoCVerse
Random
Networks
49 of 81

Pure random
networks

Definitions

How to build theoretically

Some visual examples

Clustering

Degree distributions

Generalized
Random
Networks

Configuration model

How to build in practice

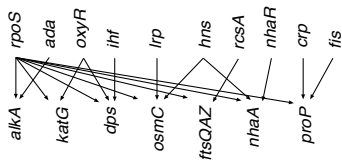
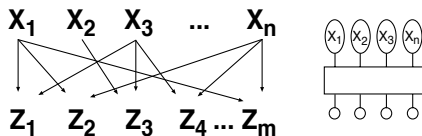
Motifs

Random friends are
strange

Largest component

References

dense overlapping regulons (DOR)



Network motifs



Note: selection of motifs to test is reasonable but nevertheless ad-hoc.



For more, see work carried out by Wiggins *et al.* at Columbia.

The PoCVerse
Random
Networks
50 of 81

Pure random
networks

Definitions

How to build theoretically

Some visual examples

Clustering

Degree distributions

Generalized
Random
Networks

Configuration model

How to build in practice

Motifs

Random friends are
strange

Largest component

References



The edge-degree distribution:

- The degree distribution P_k is fundamental for our description of many complex networks
- Again: P_k is the degree of **randomly chosen node**.
- A second very important distribution arises from **choosing randomly on edges** rather than on nodes.
- Define Q_k to be the probability the node at a **random end** of a **randomly chosen edge** has degree k .
- Now choosing nodes based on their degree (i.e., size):

$$Q_k \propto kP_k$$

- Normalized form:

$$Q_k = \frac{kP_k}{\sum_{k'=0}^{\infty} k'P_{k'}} = \frac{kP_k}{\langle k \rangle}.$$

- Big deal:** Rich-get-richer mechanism is built into this selection process.

The PoCVerse
Random
Networks
53 of 81

Pure random
networks

Definitions

How to build theoretically

Some visual examples

Clustering

Degree distributions

Generalized
Random
Networks

Configuration model

How to build in practice

Motifs


Random friends are
strange.


Largest component

References



The edge-degree distribution:


 For networks, Q_k is also the probability that a friend (neighbor) of a random node has k friends.


 Useful variant on Q_k :

R_k = probability that a friend of a random node has k other friends.

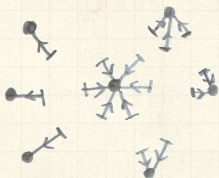
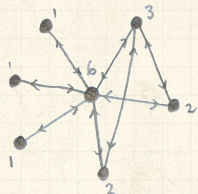


$$R_k = \frac{(k+1)P_{k+1}}{\sum_{k'=0} (k'+1)P_{k'+1}} = \frac{(k+1)P_{k+1}}{\langle k \rangle}$$

 Equivalent to friend having degree $k+1$.

 **Natural question:** what's the expected number of other friends that one friend has?





Probability of randomly selecting a node of degree k by choosing from nodes:

$$P_1 = 3/7, P_2 = 2/7, P_3 = 1/7, P_6 = 1/7.$$



Probability of landing on a node of degree k after randomly selecting an edge and then randomly choosing one direction to travel:

$$Q_1 = 3/16, Q_2 = 4/16, Q_3 = 3/16, Q_6 = 6/16.$$




Probability of finding # outgoing edges = k after randomly selecting an edge and then randomly choosing one direction to travel:

$$R_0 = 3/16, R_1 = 4/16, R_2 = 3/16, R_5 = 6/16.$$



The edge-degree distribution:

 Given R_k is the probability that a friend has k other friends, then the average number of **friends' other friends** is

$$\begin{aligned}\langle k \rangle_R &= \sum_{k=0}^{\infty} k R_k = \sum_{k=0}^{\infty} k \frac{(k+1) P_{k+1}}{\langle k \rangle} \\ &= \frac{1}{\langle k \rangle} \sum_{k=1}^{\infty} k(k+1) P_{k+1} \\ &= \frac{1}{\langle k \rangle} \sum_{k=1}^{\infty} ((k+1)^2 - (k+1)) P_{k+1}\end{aligned}$$

(where we have sneakily matched up indices)

$$\begin{aligned}&= \frac{1}{\langle k \rangle} \sum_{j=0}^{\infty} (j^2 - j) P_j \quad (\text{using } j = k+1) \\ &= \frac{1}{\langle k \rangle} (\langle k(k-1) \rangle)\end{aligned}$$

The PoCverse
Random
Networks
56 of 81

Pure random
networks

Definitions

How to build theoretically

Some visual examples

Clustering

Degree distributions

Generalized
Random
Networks

Configuration model

How to build in practice

Motifs


Random friends are
strange.


Largest component

References




The edge-degree distribution:


 Note: our result, $\langle k \rangle_R = \frac{1}{\langle k \rangle} (\langle k(k-1) \rangle)$, is true for **all** random networks, **independent of degree distribution**.


 For standard random networks, recall

$$\langle k^2 \rangle = \langle k \rangle^2 + \langle k \rangle.$$

 Therefore:

$$\langle k \rangle_R = \frac{1}{\langle k \rangle} (\langle k \rangle^2 + \langle k \rangle - \langle k \rangle) = \langle k \rangle$$

 Again, neatness of results is a special property of the Poisson distribution.

 So friends on average have $\langle k \rangle$ other friends, and $\langle k \rangle + 1$ total friends...

The PoCVerse
Random
Networks
57 of 81

Pure random
networks

Definitions

How to build theoretically

Some visual examples

Clustering

Degree distributions

Generalized
Random
Networks

Configuration model

How to build in practice

Motifs


Random friends are
strange.


Largest component

References



The edge-degree distribution:

 In fact, R_k is rather special for pure random networks ...

 Substituting

$$P_k = \frac{\langle k \rangle^k}{k!} e^{-\langle k \rangle}$$

into

$$R_k = \frac{(k+1)P_{k+1}}{\langle k \rangle}$$

we have

$$R_k = \frac{(k+1) \langle k \rangle^{(k+1)}}{\langle k \rangle (k+1)!} e^{-\langle k \rangle} = \frac{\cancel{(k+1)} \langle k \rangle^{(k+1)}}{\langle k \rangle \cancel{(k+1)} k!} e^{-\langle k \rangle}$$

$$= \frac{\langle k \rangle^k}{k!} e^{-\langle k \rangle} \equiv P_k.$$

The PoCVerse
Random
Networks
58 of 81

Pure random
networks

Definitions

How to build theoretically

Some visual examples

Clustering

Degree distributions

Generalized
Random
Networks

Configuration model


How to build in practice

Motifs

Random friends are
strange.

Largest component


References

 #samesies.





Two reasons why this matters

Reason #1:

 Average # friends of friends per node is

$$\langle k_2 \rangle = \langle k \rangle \times \langle k \rangle_R = \langle k \rangle \frac{1}{\langle k \rangle} (\langle k^2 \rangle - \langle k \rangle) = \langle k^2 \rangle - \langle k \rangle.$$

 Key: Average depends on the **1st and 2nd moments** of P_k and **not just the 1st moment**.

 Three peculiarities:

1. We might guess $\langle k_2 \rangle = \langle k \rangle (\langle k \rangle - 1)$ but it's actually $\langle k(k-1) \rangle$.
2. If P_k has a **large second moment**, then $\langle k_2 \rangle$ will be big.
(e.g., in the case of a power-law distribution)
3. Your friends really are different from you... [4, 6]
4. See also: class size paradoxes (nod to: Gelman)

The PoCverse
Random
Networks
59 of 81

Pure random
networks

Definitions

How to build theoretically

Some visual examples

Clustering

Degree distributions

Generalized
Random
Networks

Configuration model

How to build in practice

Motifs

Random friends are
strange.


Largest component


References




Two reasons why this matters


More on peculiarity #3:


 A node's average # of friends: $\langle k \rangle$

 Friend's average # of friends: $\frac{\langle k^2 \rangle}{\langle k \rangle}$


 Comparison:

$$\frac{\langle k^2 \rangle}{\langle k \rangle} = \langle k \rangle \frac{\langle k^2 \rangle}{\langle k \rangle^2} = \langle k \rangle \frac{\sigma^2 + \langle k \rangle^2}{\langle k \rangle^2} = \langle k \rangle \left(1 + \frac{\sigma^2}{\langle k \rangle^2} \right) \geq \langle k \rangle$$

 So only if everyone has the same degree (variance = $\sigma^2 = 0$) can a node be the same as its friends.

 Intuition: For networks, the more connected a node, the more likely it is to be chosen as a friend.









“Generalized friendship paradox in complex networks: The case of scientific collaboration” [↗](#)

Eom and Jo,
Nature Scientific Reports, **4**, 4603, 2014. ^[3]

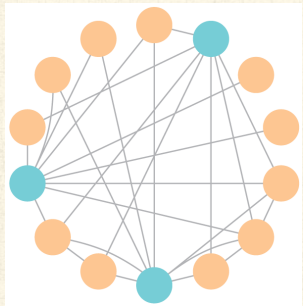
Your friends really are **monsters** #winners:¹

-  **Go on, hurt me:** Friends have more coauthors, citations, and publications.
-  **Other horrific studies:** your connections on Twitter have more followers than you, are happier than you ^[1], more sexual partners than you, ...
-  **The hope:** Maybe they have more enemies and diseases too.
-  Research possibility: The Frenemy Paradox.

¹Some press [here](#) [↗](#) [MIT Tech Review].



Related disappointment:



Nodes see their friends' color choices.



Which color is more popular?¹









Again: thinking in edge space changes everything.

¹<https://www.washingtonpost.com/graphics/business/wonkblog/majority-illusion/>



Two reasons why this matters

(Big) Reason #2:

-  $\langle k \rangle_R$ is **key** to understanding how well random networks are connected together.
-  e.g., we'd like to know what's the size of the largest component within a network.
-  As $N \rightarrow \infty$, does our network have a **giant component**?
-  **Defn:** Component = connected subnetwork of nodes such that \exists path between each pair of nodes in the subnetwork, and no node outside of the subnetwork is connected to it.
-  **Defn:** Giant component = component that comprises a non-zero fraction of a network as $N \rightarrow \infty$.
-  Note: Component = Cluster

The PoCverse
Random
Networks
63 of 81

Pure random
networks

Definitions

How to build theoretically

Some visual examples

Clustering

Degree distributions

Generalized
Random
Networks

Configuration model

How to build in practice

Motifs

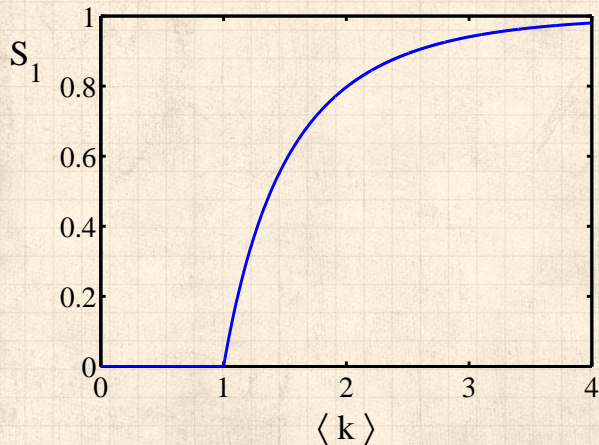

Random friends are
strange.

Largest component

References



Giant component



The PoCverse
Random
Networks
65 of 81

Pure random
networks

Definitions

How to build theoretically

Some visual examples

Clustering

Degree distributions

Generalized
Random
Networks

Configuration model

How to build in practice

Motifs

Random friends are
strange





Largest component

References





Structure of random networks

Giant component:

-  A giant component exists if when we follow a random edge, we are likely to hit a node with **at least 1** other outgoing edge.
-  Equivalently, expect exponential growth in node number as we move out from a random node.
-  All of this is the same as requiring $\langle k \rangle_R > 1$.
-  **Giant component condition** (or percolation condition):

$$\langle k \rangle_R = \frac{\langle k^2 \rangle - \langle k \rangle}{\langle k \rangle} > 1$$

-  Again, see that the second moment is an essential part of the story.
-  Equivalent statement: $\langle k^2 \rangle > 2\langle k \rangle$

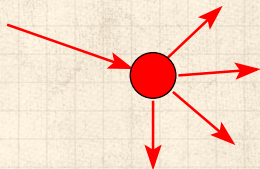


Spreading on Random Networks

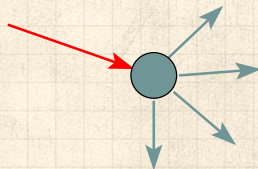
For random networks, we know local structure is pure branching.

Successful spreading is \therefore contingent on **single edges** infecting nodes.

Success



Failure:



Focus on **binary** case with edges and nodes either infected or not.

First big question: for a given network and contagion process, can global spreading from a single seed occur?

The PoCverse
Random
Networks
67 of 81

Pure random
networks

Definitions

How to build theoretically

Some visual examples

Clustering

Degree distributions

Generalized
Random
Networks

Configuration model

How to build in practice

Motifs

Random friends are
strange

Largest component

References



Global spreading condition

🧱 We need to find: [2]

R = the average # of infected edges that one random infected edge brings about.

🧱 Call **R** the **gain ratio**.


🧱 Define B_{k1} as the probability that a node of degree k is infected by a single infected edge.




$$\mathbf{R} = \sum_{k=0}^{\infty} \frac{kP_k}{\langle k \rangle} \cdot \underbrace{(k-1)}_{\substack{\# \text{ outgoing} \\ \text{infected} \\ \text{edges}}} \cdot \underbrace{B_{k1}}_{\substack{\text{Prob. of} \\ \text{infection}}} \\
 + \sum_{k=0}^{\infty} \frac{\widehat{kP_k}}{\langle k \rangle} \cdot \underbrace{0}_{\substack{\# \text{ outgoing} \\ \text{infected} \\ \text{edges}}} \cdot \underbrace{(1 - B_{k1})}_{\substack{\text{Prob. of} \\ \text{no infection}}}$$




Global spreading condition

 Our global spreading condition is then:

$$\mathbf{R} = \sum_{k=0}^{\infty} \frac{kP_k}{\langle k \rangle} \bullet (k-1) \bullet B_{k1} > 1.$$

 **Case 1-Rampant spreading:** If $B_{k1} = 1$ then

$$\mathbf{R} = \sum_{k=0}^{\infty} \frac{kP_k}{\langle k \rangle} \bullet (k-1) = \frac{\langle k(k-1) \rangle}{\langle k \rangle} > 1.$$

 **Good:** This is just our giant component condition again.

Pure random
networks

Definitions

How to build theoretically

Some visual examples

Clustering

Degree distributions

Generalized
Random
Networks

Configuration model

How to build in practice

Motifs


Random friends are
strange

Largest component


References




Global spreading condition


 **Case 2—Simple disease-like:** If $B_{k1} = \beta < 1$ then

$$\mathbf{R} = \sum_{k=0}^{\infty} \frac{kP_k}{\langle k \rangle} \bullet (k-1) \bullet \beta > 1.$$

 A fraction $(1-\beta)$ of edges do not transmit infection.

 Analogous phase transition to giant component case but **critical value** of $\langle k \rangle$ is **increased**.

 Aka bond percolation .

 Resulting degree distribution \tilde{P}_k :

$$\tilde{P}_k = \beta^k \sum_{i=k}^{\infty} \binom{i}{k} (1-\beta)^{i-k} P_i.$$



Giant component for standard random networks:

🧱 Recall $\langle k^2 \rangle = \langle k \rangle^2 + \langle k \rangle$.

🧱 Determine condition for giant component:

$$\langle k \rangle_R = \frac{\langle k^2 \rangle - \langle k \rangle}{\langle k \rangle} = \frac{\langle k \rangle^2 + \langle k \rangle - \langle k \rangle}{\langle k \rangle} = \langle k \rangle$$

🧱 Therefore when $\langle k \rangle > 1$, standard random networks have a giant component.

🧱 When $\langle k \rangle < 1$, all components are finite.

🧱 Fine example of a continuous phase transition ↗.

🧱 We say $\langle k \rangle = 1$ marks the critical point of the system.

Pure random
networks

Definitions

How to build theoretically

Some visual examples

Clustering

Degree distributions

Generalized
Random
Networks

Configuration model

How to build in practice

Motifs

Random friends are
strange

Largest component

References



Random networks with skewed P_k :

🧱 e.g, if $P_k = ck^{-\gamma}$ with $2 < \gamma < 3$, $k \geq 1$, then

$$\langle k^2 \rangle = c \sum_{k=1}^{\infty} k^2 k^{-\gamma}$$

$$\sim \int_{x=1}^{\infty} x^{2-\gamma} dx$$

$$\propto x^{3-\gamma} \Big|_{x=1}^{\infty} = \infty \quad (\gg \langle k \rangle).$$

🧱 So giant component **always exists** for these kinds of networks.

🧱 Cutoff scaling is k^{-3} : if $\gamma > 3$ then we have to look harder at $\langle k \rangle_R$.

🧱 How about $P_k = \delta_{kk_0}$?



Giant component

And how big is the largest component?

- Define S_1 as the **size of the largest component**.
- Consider an infinite ER random network with average degree $\langle k \rangle$.
- Let's find S_1 with a back-of-the-envelope argument.
- Define δ as the probability that a randomly chosen node **does not** belong to the largest component.
- Simple connection: $\delta = 1 - S_1$.
- Dirty trick:** If a randomly chosen node is not part of the largest component, then none of its neighbors are.
- So

$$\delta = \sum_{k=0}^{\infty} P_k \delta^k$$

- Substitute in Poisson distribution...

The PoCverse
Random
Networks
73 of 81

Pure random
networks

Definitions

How to build theoretically

Some visual examples

Clustering

Degree distributions

Generalized
Random
Networks

Configuration model

How to build in practice

Motifs

Random friends are
strange


Largest component

References




Giant component

The PoCverse
Random
Networks
74 of 81

 Carrying on:

$$\begin{aligned}\delta &= \sum_{k=0}^{\infty} P_k \delta^k = \sum_{k=0}^{\infty} \frac{\langle k \rangle^k}{k!} e^{-\langle k \rangle} \delta^k \\ &= e^{-\langle k \rangle} \sum_{k=0}^{\infty} \frac{(\langle k \rangle \delta)^k}{k!} \\ &= e^{-\langle k \rangle} e^{\langle k \rangle \delta} = e^{-\langle k \rangle(1-\delta)}.\end{aligned}$$

 Now substitute in $\delta = 1 - S_1$ and rearrange to obtain:

$$S_1 = 1 - e^{-\langle k \rangle S_1}.$$

Pure random
networks

Definitions

How to build theoretically

Some visual examples

Clustering

Degree distributions

Generalized
Random
Networks

Configuration model

How to build in practice

Motifs

Random friends are
strange

Largest component

References



Giant component

The PoCverse
Random
Networks
75 of 81

🧱 We can figure out some limits and details for $S_1 = 1 - e^{-\langle k \rangle S_1}$.

🧱 First, we can write $\langle k \rangle$ in terms of S_1 :

$$\langle k \rangle = \frac{1}{S_1} \ln \frac{1}{1 - S_1}.$$

🧱 As $\langle k \rangle \rightarrow 0$, $S_1 \rightarrow 0$.

🧱 As $\langle k \rangle \rightarrow \infty$, $S_1 \rightarrow 1$.

🧱 Notice that at $\langle k \rangle = 1$, the critical point, $S_1 = 0$.

🧱 Only solvable for $S_1 > 0$ when $\langle k \rangle > 1$.

🧱 Really a transcritical bifurcation. ^[9]

Pure random
networks

Definitions

How to build theoretically

Some visual examples

Clustering

Degree distributions

Generalized
Random
Networks

Configuration model

How to build in practice

Motifs

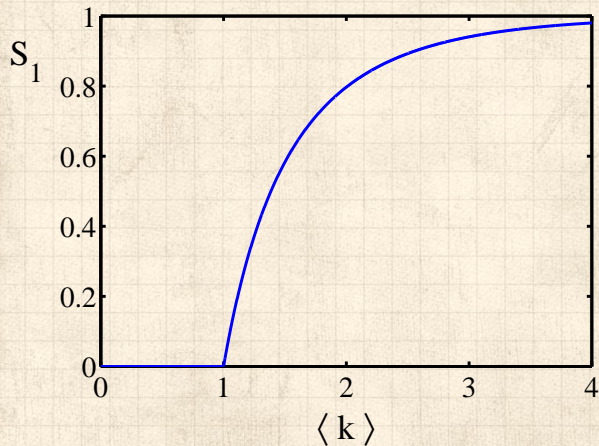

Random friends are
strange

Largest component

References



Giant component



The PoCverse
Random
Networks
76 of 81

Pure random
networks

Definitions

How to build theoretically

Some visual examples

Clustering

Degree distributions

Generalized
Random
Networks

Configuration model

How to build in practice

Motifs

Random friends are
strange

Largest component

References



Turns out we were lucky...

Our dirty trick **only works for** ER random networks.

The problem: We assumed that neighbors have the same probability δ of belonging to the largest component.

But we know our friends are different from us...

Works for ER random networks because $\langle k \rangle = \langle k \rangle_R$.

We need a separate probability δ' for the chance that an edge **leads to** the giant (infinite) component.

We can sort many things out with **sensible probabilistic arguments...**

More detailed investigations will profit from a spot of **Generatingfunctionology**.^[10]

CocoNuTs: We figure out the final size and complete dynamics.

The PoCverse
Random
Networks
77 of 81

Pure random
networks

Definitions

How to build theoretically

Some visual examples

Clustering

Degree distributions

Generalized
Random
Networks

Configuration model

How to build in practice

Motifs

Random friends are
strange

Largest component

References



References I

- [1] J. Bollen, B. Gonçalves, I. van de Leemput, and G. Ruan.
The happiness paradox: Your friends are happier than you.

[EPJ Data Science, 6:4, 2017. pdf](#)

- [2] P. S. Dodds, K. D. Harris, and J. L. Payne.
Direct, physically motivated derivation of the contagion condition for spreading processes on generalized random networks.

[Phys. Rev. E, 83:056122, 2011. pdf](#)

- [3] Y.-H. Eom and H.-H. Jo.
Generalized friendship paradox in complex networks: The case of scientific collaboration.

[Nature Scientific Reports, 4:4603, 2014. pdf](#)





References II

- [4] S. L. Feld.
Why your friends have more friends than you do.
[Am. J. of Sociol., 96:1464–1477, 1991. pdf](#)
- [5] R. Milo, N. Kashtan, S. Itzkovitz, M. E. J. Newman,
and U. Alon.
On the uniform generation of random graphs
with prescribed degree sequences, 2003. [pdf](#)
- [6] M. E. J. Newman.
Ego-centered networks and the ripple effect,
[Social Networks, 25:83–95, 2003. pdf](#)
- [7] M. E. J. Newman.
The structure and function of complex networks.
[SIAM Rev., 45\(2\):167–256, 2003. pdf](#)



References III

- [8] S. S. Shen-Orr, R. Milo, S. Mangan, and U. Alon.
Network motifs in the transcriptional regulation
network of *Escherichia coli*.
[Nature Genetics, 31:64–68, 2002. pdf](#) 
- [9] S. H. Strogatz.
[Nonlinear Dynamics and Chaos](#).
Addison Wesley, Reading, Massachusetts, 1994.
- [10] H. S. Wilf.
[Generatingfunctionology](#).
A K Peters, Natick, MA, 3rd edition, 2006. [pdf](#) 

The PoCSverse
Random
Networks
81 of 81

Pure random
networks

Definitions

How to build theoretically

Some visual examples

Clustering

Degree distributions

Generalized
Random
Networks

Configuration model

How to build in practice

Motifs

Random friends are
strange

Largest component

[References](#)

