

The many disasters of the COVID-19 pandemic

Last updated: 2023/11/15, 21:50:09 EST

Principles of Complex Systems, Vols. 1, 2, & 3D
CSYS/MATH 6701, 6713, & a pretend number,
2023–2024 | @pocsvox

Prof. Peter Sheridan Dodds | @peterdodds

Computational Story Lab | Vermont Complex Systems Center
Santa Fe Institute | University of Vermont



The PoCSverse
COVID-19
disasters
1 of 28

Narrative
Epidemiology

The dashboards
are all wrong

The peril



Licensed under the *Creative Commons Attribution-NonCommercial-ShareAlike 3.0 License*.

These slides are brought to you by:

Sealie & Lambie
Productions




The PoCSverse
COVID-19
disasters
2 of 28

Narrative
Epidemiology


The dashboards
are all wrong



The peril



These slides are also brought to you by:

Special Guest Executive Producer




 On Instagram at [pratchett_the_cat](https://www.instagram.com/pratchett_the_cat) 

The PoCSverse
COVID-19
disasters
3 of 28

Narrative
Epidemiology

The dashboards
are all wrong

The peril



Outline

The PoCSverse
COVID-19
disasters
4 of 28

Narrative
Epidemiology

The dashboards
are all wrong

The peril

Narrative Epidemiology

The dashboards are all wrong

The peril



First: The Truth



The PoCSverse
COVID-19
disasters
5 of 28


Narrative
Epidemiology

The dashboards
are all wrong


The peril

COVID-19 is a conspiracy

- It's not a real contagion.
- Contagion: *con* = 'with' + *tangere* 'to touch.'
- Conspiracy: *con* = 'with' + *tangere* 'to breathe.'
- WHO declares COVID-19 transmission may be via airborne particles in ... May, 2021  after long resisting doing so 






2020-01-14: WHO tweeted: 

"Preliminary investigations conducted by the Chinese authorities have found no clear evidence of human-to-human transmission of the novel #coronavirus."




2020-03-30: WHO Official Defends Guidance: 'We're Not Seeing' Airborne Transmission 






The whole concept of 'disaster' is a disaster:

- Dis + Aster = Bad Star = Astrological Ill Fate.
- If the heavens are a clockwork, then all was foretold.
- The stars and planets are the shadowy cabal.
- But we know there are different timelines available.
- Fate is a sometimes food, and there is only the story of fate. (more later in PoCS, Vol. 1).



Journal entry, 2020-02-11:

-  Coronavirus
-  The idiocy about R_0 continues.
-  Unbelievably believably bad science.



Journal entry, 2020-02-21:

Twitter DMs to a colleague:


- Okay: The scientists studying pandemics need to be able to present some kind set of numbers that show how bad things are. The whole R_0 disaster has been waiting to happen because people have been ... lazily having fun with math models? Unconcerned about how to communicate vital scientific information? Stupid? I don't know. Maybe a radar plot visualization. I don't know.
- "When these three boundaries are crossed, we are in trouble"
- Measles has an R_0 of 20. We should all have it. Of course, there's no f**king time scale for R_0 so we don't know when that happens.

The PoCSverse
COVID-19
disasters
9 of 28

Narrative
Epidemiology

The dashboards
are all wrong


The peril



Journal entry, 2020-02-21, cont.:

Twitter DMs to a colleague:

- One of the core pieces we had in our old paper:
"What is N?"
- And rare events matter so, so much. I keep seeing
new countries report their first case.
- South Korea with the church. WaPo says cases are
"soaring" there. I haven't seen the numbers.




[vtdigger](#) :



2023-03-10: Tuesday basketball game, UVM beats UMBC 81-74.



2020-06-07: [2020/06/07: Six who attended UVM basketball playoff contracted Covid-19](#) 

“We weren’t thinking about Covid at all.”



At least 50 people would experience symptoms.



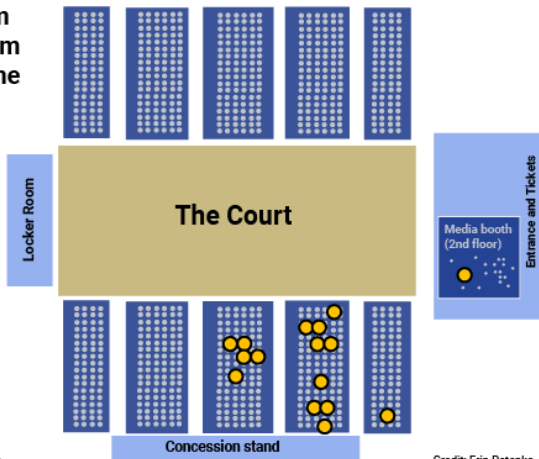
Three people in attendance would die.



2020-06-10: Spread of Covid-19 from UVM game more extensive than thought


The cases from one Patrick Gym basketball game

 = Positive case





Seating locations are approximate.


Credit: Erin Petenko





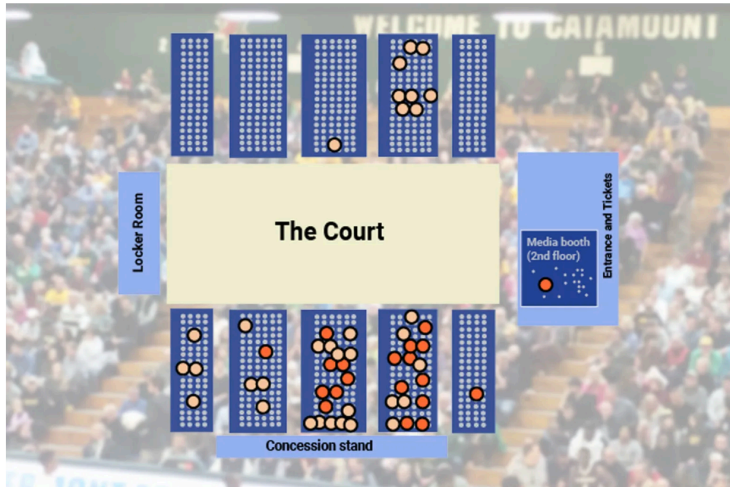
[vtdigger](#) :

 [2020-06-18: UVM basketball game was a major spreading event, VTDigger survey finds](#) 

“...the 3,200 cheering fans filling Patrick Gym represented all the ways not to act in a pandemic: squeezed shoulder-to-shoulder on the bleachers, offering high fives, yelling, sharing pizza with neighbors.”



 2020-06-21: The Deeper Dig: How Covid-19 spread at a UVM basketball game 



What is haPpeNing?

On March 11, within about 15 minutes after 9 pm US EST:

1. Tom Hanks and Rita Wilson announced that they had tested positive for COVID-19.
2. The National Basketball Association put its season on hold indefinitely due to the COVID-19 pandemic.
3. Trump gave an Oval Office Address during which the Dow Jones Industrial Average futures dropped.
4. Also: former US vice presidential candidate Sarah Palin was appearing on the popular Fox TV show "The Masked Singer" performing Sir Mix-A-Lot's "Baby Got Back" in a bear costume.

The PoCSverse
COVID-19
disasters
15 of 28

Narrative
Epidemiology





The dashboards
are all wrong

The peril






2020-03-15, journal entry:

They look like us now

-  What must be done, and must have been done from the start:
-  Test everyone.
-  We need sunlight, we need knowledge.
-  And we needed to be prepared.

In general for pandemics:


-  Limit contact, groups, travel.
-  Wear masks, PPE.
-  Don't breathe other people's air, don't lick surfaces.

The PoCSverse
COVID-19
disasters
16 of 28

Narrative
Epidemiology

The dashboards
are all wrong

The peril



“Narrative Epidemiology” through TV Tropes: ↗


- 🧱 The virus is the Big Bad 💡 ↗ and a Complete Monster 💡 ↗
- 🧱 Ignore the Scientists 💡 ↗
- 🧱 Asymptomatic spreaders: The Virus 💡 ↗ looks like us now 💡 ↗
- 🧱 Failure to act as one against a remorseless unified foe: Let's Split Up, Gang 💡 ↗
- 🧱 Vaccine as a silver bullet 💡 ↗
- 🧱 Bill Gates created the virus and wants to put chips in your head: Poison-and-Cure Gambit 💡 ↗
- 🧱 Fear that disaster leads to worse: Tyrant Takes the Helm 💡 ↗
- 🧱 Fundamental problem: We much prefer stories of individuals, not systems.

The PoCSverse
COVID-19
disasters
17 of 28

Narrative
Epidemiology

The dashboards
are all wrong

The peril



Story versus the Virus

The PoCSverse
COVID-19
disasters
18 of 28


Narrative
Epidemiology

The dashboards
are all wrong


The peril

Journal entry, 2020-03-21:

The complete incompetence of Trump, our doom

Washington Post article, March 20 

Azar couldn't get through to Trump to speak with him about the virus until Jan. 18, according to two senior administration officials. When he reached Trump by phone, the president interjected to ask about vaping and when flavored vaping products would be back on the market, the senior administration officials said.



Story versus the Virus

The PoCSverse
COVID-19
disasters
19 of 28

Narrative
Epidemiology

The dashboards
are all wrong


The peril

Journal entry, 2020-03-21, cont.:

On Feb. 25, Nancy Messonnier, a senior CDC official, sounded perhaps the most significant public alarm to that point, when she told reporters that the coronavirus was likely to spread within communities in the United States and that disruptions to daily life could be "severe." Trump called Azar on his way back from a trip to India and complained that Messonnier was scaring the stock markets, according to two senior administration officials.



Like life, death finds a way.



Mismeasurement of Death








The PoCSverse
COVID-19
disasters
20 of 28


Narrative
Epidemiology

The dashboards
are all wrong

The peril

System failure—things fall apart

-  We couldn't and still can't count cases and deaths properly.
-  All up-to-date pandemic dashboards are wrong.
-  No error bars.
-  Like flying a plane with instruments showing readings from 3 hours ago.
-  We need a Grim Scorekeeper.
-  Excess deaths in the US have run at about 35% more than reported COVID deaths.
-  Estimate: Over 500,000 excess deaths in the US from March 15 to December 31, 2020.



Eight significant digits, no errors:

January 11, 2020, Johns Hopkins:



The PoCVerse
COVID-19
disasters
21 of 28

Narrative
Epidemiology

The dashboards
are all wrong

The peril

<https://www.ft.com>

January 7, 2020, Financial Times, beautiful, misleading:

The PoCVerse
COVID-19
disasters
22 of 28

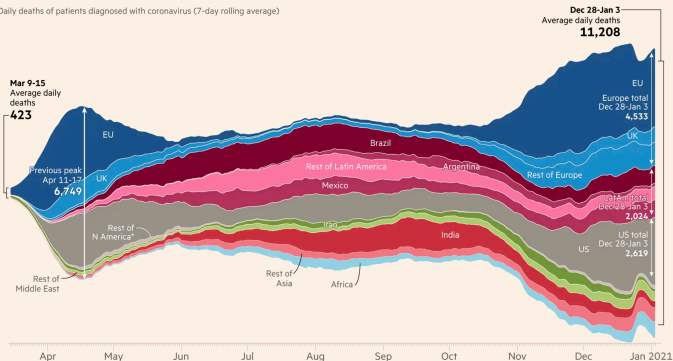
Narrative
Epidemiology

The dashboards
are all wrong

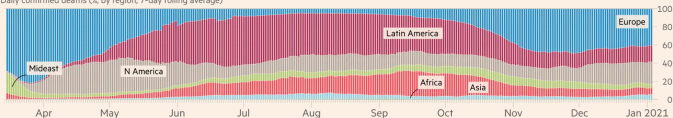
The peril

Covid-19's soaring death toll dwarfs figures from first wave

Daily deaths of patients diagnosed with coronavirus (7-day rolling average)




Daily confirmed deaths (% by region, 7-day rolling average)



FT graphic: Steven Bernard / @sdbernard

Source: FT analysis of data from WHO, Covid Tracking Project, Johns Hopkins University, and the U.S. Centers for Disease Control and Prevention, Public Health Agency.



Eventually: time series with excess deaths:

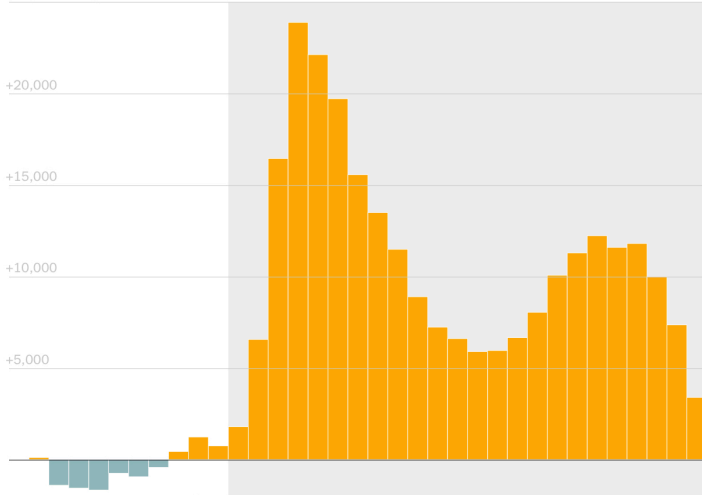
September 20, New York Times:

U.S. Deaths Above or Below Normal

257,900 excess deaths from March 15 to Aug. 29

+25,000 weekly deaths

Recent weeks are likely undercounts.



The PoCSverse
COVID-19
disasters
23 of 28

Narrative
Epidemiology

The dashboards
are all wrong

The peril



Financial Times:

January 7, 2020, Financial Times:


The PoCverse
COVID-19
disasters
24 of 28

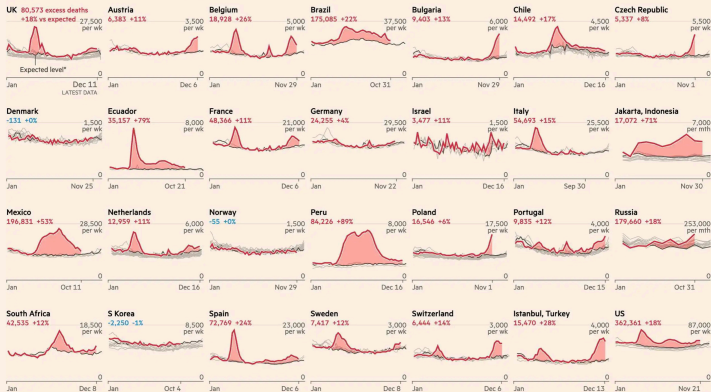
Narrative
Epidemiology

The dashboards
are all wrong

The peril


Death rates have climbed far above historical averages in many countries that have faced Covid-19 outbreaks

Number of deaths per week from all causes, 2020 vs recent years:  Shading indicates total excess deaths since 100 confirmed cases in the country



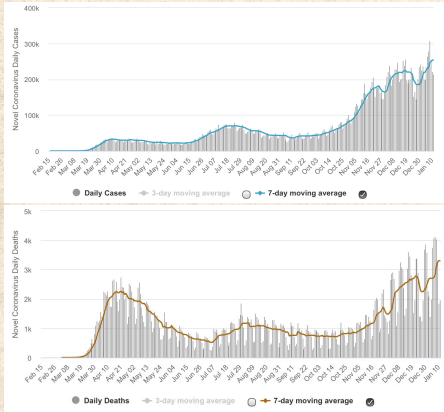
*Adjusted for trend over recent years
Sources: FT analysis of mortality data from individual countries and the Human Mortality Database. Data updated December 22
FT graphic: John Burn-Murdoch / @burnmurdoch
© FT

<https://www.ft.com> 



The humans:

Timely delivery of Stimulus Packages for the Virus and SIR models:




Vacations + fatigue + stories.

The PoCSverse
COVID-19
disasters
25 of 28

Narrative
Epidemiology

The dashboards
are all wrong

The peril





The failure of epidemiological models


The PoCSverse
COVID-19
disasters
26 of 28


Narrative
Epidemiology


The dashboards
are all wrong


The peril

 Farr's model : Normal distribution for case load.

 Farr's Law!

 Non-mechanistic, farcical.

 Sigmoid functions appear everywhere and are easily produced by gimmick models.



Mass negligent geronticide:

The PoCSverse
COVID-19
disasters
27 of 28


Narrative
Epidemiology

The dashboards
are all wrong

The peril

Emergence of differential age mortality:

- 🧱 Older people are not economically important.
- 🧱 Shutting down society will ... ?



Why not let it rip?


The PoCSverse
COVID-19
disasters
28 of 28

Narrative
Epidemiology

The dashboards
are all wrong

The peril

Especially early on, but throughout:

 "It's no worse than the flu."

"Flatten the curve"

