

Branching Networks II

Last updated: 2023/08/22, 11:48:21 EDT

Principles of Complex Systems, Vols. 1, 2, & 3D
 CSYS/MATH 6701, 6713, & a pretend number,
 2023-2024 | @pocsvox

Prof. Peter Sheridan Dodds | @peterdodds

Computational Story Lab | Vermont Complex Systems Center
 Santa Fe Institute | University of Vermont



Licensed under the Creative Commons Attribution-NonCommercial-ShareAlike 3.0 License.

- The PoCSverse
Branching
Networks II
1 of 84
- Horton ⇔
Tokunaga
- Reducing Horton
- Scaling relations
- Fluctuations
- Models
- Nutshell
- References

Piracy on the high χ 's:

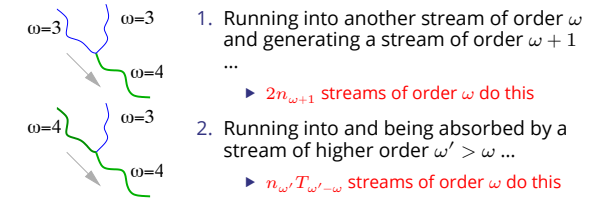
More: [How river networks move across a landscape](#) (Science Daily)

- The PoCSverse
Branching
Networks II
5 of 84
- Horton ⇔
Tokunaga
- Reducing Horton
- Scaling relations
- Fluctuations
- Models
- Nutshell
- References

More with the happy-making thing

Start with Tokunaga's law: $T_k = T_1 R_T^{k-1}$

- Start looking for Horton's stream number law: $n_\omega/n_{\omega+1} = R_n$.
- Estimate n_ω , the number of streams of order ω in terms of other $n_{\omega'}, \omega' > \omega$.
- Observe that each stream of order ω terminates by either:



- The PoCSverse
Branching
Networks II
10 of 84
- Horton ⇔
Tokunaga
- Reducing Horton
- Scaling relations
- Fluctuations
- Models
- Nutshell
- References

Outline

- Horton ⇔ Tokunaga
- Reducing Horton
- Scaling relations
- Fluctuations
- Models
- Nutshell
- References

- The PoCSverse
Branching
Networks II
2 of 84
- Horton ⇔
Tokunaga
- Reducing Horton
- Scaling relations
- Fluctuations
- Models
- Nutshell
- References

Can Horton and Tokunaga be happy?

Horton and Tokunaga seem different:

- In terms of network architecture, Horton's laws appear to contain less detailed information than Tokunaga's law.
- Oddly, Horton's laws have **four** parameters and Tokunaga has **two** parameters.
- $R_n, R_a, R_\ell,$ and R_s **versus** T_1 and R_T . One simple redundancy: $R_\ell = R_s$.
[Insert assignment question](#)
- To make a connection, clearest approach is to start with Tokunaga's law ...
- Known result: Tokunaga → Horton [18, 19, 20, 9, 2]

- The PoCSverse
Branching
Networks II
8 of 84
- Horton ⇔
Tokunaga
- Reducing Horton
- Scaling relations
- Fluctuations
- Models
- Nutshell
- References

More with the happy-making thing

Putting things together:

$$n_\omega = \underbrace{2n_{\omega+1}}_{\text{generation}} + \sum_{\omega'=\omega+1}^{\Omega} \underbrace{T_{\omega'-\omega} n_{\omega'}}_{\text{absorption}}$$

- Use Tokunaga's law and manipulate expression to find Horton's law for stream numbers follows and hence obtain R_n .
- [Insert assignment question](#)
- Solution:

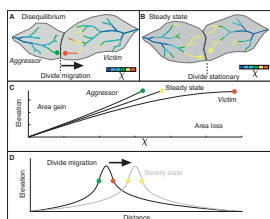
$$R_n = \frac{(2 + R_T + T_1) \pm \sqrt{(2 + R_T + T_1)^2 - 8R_T}}{2}$$

(The larger value is the one we want.)

- The PoCSverse
Branching
Networks II
11 of 84
- Horton ⇔
Tokunaga
- Reducing Horton
- Scaling relations
- Fluctuations
- Models
- Nutshell
- References

Piracy on the high χ 's:

["Dynamic Reorganization of River Basins"](#)
 Willett et al.,
 Science, **343**, 1248765, 2014. [21]



$$\frac{\partial z(x, t)}{\partial t} = U - K A^m \left| \frac{\partial z(x, t)}{\partial x} \right|^n$$

$$z(x) = z_b + \left(\frac{U}{K A_0^m} \right)^{1/n} \chi$$

$$\chi = \int_{x_b}^x \left(\frac{A_0}{A(x')} \right)^{m/n} dx'$$

Let us make them happy

We need one more ingredient:

Space-fillingness

- A network is **space-filling** if the average distance between adjacent streams is roughly constant.
- Reasonable for river and cardiovascular networks
- For river networks:
Drainage density ρ_{dd} = inverse of typical distance between channels in a landscape.

In terms of basin characteristics:

$$\rho_{dd} \simeq \frac{\sum \text{stream segment lengths}}{\text{basin area}} = \frac{\sum_{\omega=1}^{\Omega} n_\omega \bar{s}_\omega}{a_\Omega}$$

- The PoCSverse
Branching
Networks II
9 of 84
- Horton ⇔
Tokunaga
- Reducing Horton
- Scaling relations
- Fluctuations
- Models
- Nutshell
- References

Finding other Horton ratios

Connect Tokunaga to R_s

- Now use uniform drainage density ρ_{dd} .
- Assume side streams are roughly separated by distance $1/\rho_{dd}$.
- For an order ω **stream segment**, expected length is

$$\bar{s}_\omega \simeq \rho_{dd}^{-1} \left(1 + \sum_{k=1}^{\omega-1} T_k \right)$$

Substitute in Tokunaga's law $T_k = T_1 R_T^{k-1}$:

$$\bar{s}_\omega \simeq \rho_{dd}^{-1} \left(1 + T_1 \sum_{k=1}^{\omega-1} R_T^{k-1} \right) \propto R_T^\omega$$

- The PoCSverse
Branching
Networks II
12 of 84
- Horton ⇔
Tokunaga
- Reducing Horton
- Scaling relations
- Fluctuations
- Models
- Nutshell
- References

Horton and Tokunaga are happy

Altogether then:

$$\Rightarrow \bar{s}_\omega / \bar{s}_{\omega-1} = R_T \Rightarrow R_s = R_T$$

Recall $R_\ell = R_s$ so

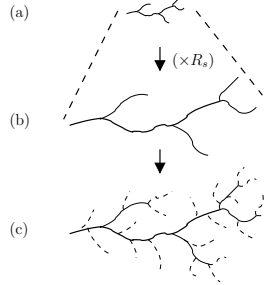
$$R_\ell = R_s = R_T$$

And from before:

$$R_n = \frac{(2 + R_T + T_1) + \sqrt{(2 + R_T + T_1)^2 - 8R_T}}{2}$$

Horton and Tokunaga are friends

From Horton to Tokunaga [2]



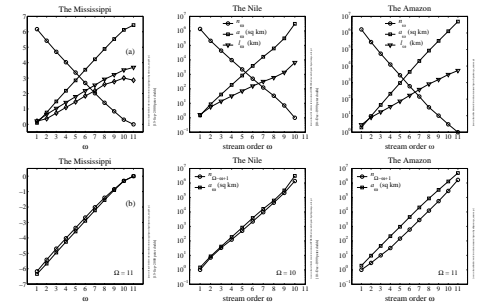
Assume Horton's laws hold for number and length

Start with picture showing an order ω stream and order $\omega - 1$ generating and side streams.

Scale up by a factor of R_ℓ , orders increment to $\omega + 1$ and ω .

Maintain drainage density by adding new order $\omega - 1$ streams

Horton's laws of area and number:



In bottom plots, stream number graph has been flipped vertically.

Highly suggestive that $R_n \equiv R_a \dots$

Horton and Tokunaga are happy

Some observations:

R_n and R_ℓ depend on T_1 and R_T .

Seems that R_a must as well ...

Suggests Horton's laws must contain some redundancy

We'll in fact see that $R_a = R_n$.

Also: Both Tokunaga's law and Horton's laws can be generalized to relationships between non-trivial statistical distributions. [3, 4]

Horton and Tokunaga are friends

...and in detail:

Must retain same drainage density.

Add an extra $(R_\ell - 1)$ first order streams for each original tributary.

Since by definition, an order $\omega + 1$ stream segment has T_ω order 1 side streams, we have:

$$T_k = (R_\ell - 1) \left(1 + \sum_{i=1}^{k-1} T_i \right)$$

For large ω , Tokunaga's law is the solution—let's check ...

Measuring Horton ratios is tricky:

How robust are our estimates of ratios?

Rule of thumb: discard data for two smallest and two largest orders.

Horton and Tokunaga are happy

The other way round

Note: We can invert the expressions for R_n and R_ℓ to find Tokunaga's parameters in terms of Horton's parameters.

$$R_T = R_\ell,$$

$$T_1 = R_n - R_\ell - 2 + 2R_\ell/R_n.$$

Suggests we should be able to argue that Horton's laws imply Tokunaga's laws (if drainage density is uniform) ...

Horton and Tokunaga are friends

Just checking:

Substitute Tokunaga's law $T_i = T_1 R_T^{i-1} = T_1 R_\ell^{i-1}$ into

$$T_k = (R_\ell - 1) \left(1 + \sum_{i=1}^{k-1} T_i \right)$$

$$T_k = (R_\ell - 1) \left(1 + \sum_{i=1}^{k-1} T_1 R_\ell^{i-1} \right)$$

$$= (R_\ell - 1) \left(1 + T_1 \frac{R_\ell^{k-1} - 1}{R_\ell - 1} \right)$$

$$\approx (R_\ell - 1) T_1 \frac{R_\ell^{k-1}}{R_\ell - 1} = T_1 R_\ell^{k-1} \dots \text{yep.}$$

Mississippi:

ω range	R_n	R_a	R_ℓ	R_s	R_a/R_n
[2, 3]	5.27	5.26	2.48	2.30	1.00
[2, 5]	4.86	4.96	2.42	2.31	1.02
[2, 7]	4.77	4.88	2.40	2.31	1.02
[3, 4]	4.72	4.91	2.41	2.34	1.04
[3, 6]	4.70	4.83	2.40	2.35	1.03
[3, 8]	4.60	4.79	2.38	2.34	1.04
[4, 6]	4.69	4.81	2.40	2.36	1.02
[4, 8]	4.57	4.77	2.38	2.34	1.05
[5, 7]	4.68	4.83	2.36	2.29	1.03
[6, 7]	4.63	4.76	2.30	2.16	1.03
[7, 8]	4.16	4.67	2.41	2.56	1.12
mean μ	4.69	4.85	2.40	2.33	1.04
std dev σ	0.21	0.13	0.04	0.07	0.03
σ/μ	0.045	0.027	0.015	0.031	0.024

ω range	R_n	R_a	R_ℓ	R_s	R_a/R_n
[2, 3]	4.78	4.71	2.47	2.08	0.99
[2, 5]	4.55	4.58	2.32	2.12	1.01
[2, 7]	4.42	4.53	2.24	2.10	1.02
[3, 5]	4.45	4.52	2.26	2.14	1.01
[3, 7]	4.35	4.49	2.20	2.10	1.03
[4, 6]	4.38	4.54	2.22	2.18	1.03
[5, 6]	4.38	4.62	2.22	2.21	1.06
[6, 7]	4.08	4.27	2.05	1.83	1.05
mean μ	4.42	4.53	2.25	2.10	1.02
std dev σ	0.17	0.10	0.10	0.09	0.02
σ/μ	0.038	0.023	0.045	0.042	0.019

Reducing Horton's laws:

Not quite:

- ...But this only a rough argument as Horton's laws do not imply a strict hierarchy
- Need to account for sidebranching.
- Insert assignment question \rightarrow

Neural Reboot: Fwoompf

Reducing Horton's laws:

Rough first effort to show $R_n \equiv R_a$:

- $a_\Omega \propto$ sum of all stream segment lengths in a order Ω basin (assuming uniform drainage density)
- So:

$$a_\Omega \approx \sum_{\omega=1}^{\Omega} n_\omega \bar{s}_\omega / \rho_{dd}$$

$$\propto \sum_{\omega=1}^{\Omega} \underbrace{R_n^{\Omega-\omega}}_{n_\omega} \cdot \underbrace{\bar{s}_1}_{\bar{s}_\omega} \cdot \underbrace{R_s^{\omega-1}}_{\bar{s}_\omega}$$

$$= \frac{R_n^\Omega}{R_s} \bar{s}_1 \sum_{\omega=1}^{\Omega} \left(\frac{R_s}{R_n} \right)^\omega$$

Equipartitioning:

Intriguing division of area:

- Observe: Combined area of basins of order ω independent of ω .
- Not obvious: basins of low orders not necessarily contained in basin on higher orders.
- Story:
- Reason:

$$R_n \equiv R_a \Rightarrow n_\omega \bar{a}_\omega = \text{const}$$

$$n_\omega \propto (R_n)^{-\omega}$$

$$\bar{a}_\omega \propto (R_a)^\omega \propto n_\omega^{-1}$$

Scaling laws

The story so far:

- Natural branching networks are **hierarchical, self-similar** structures
- Hierarchy is **mixed**
- Tokunaga's law describes detailed architecture: $T_k = T_1 R_T^{k-1}$.
- We have connected Tokunaga's and Horton's laws
- Only two Horton laws are independent ($R_n = R_a$)
- Only **two** parameters are **independent**: $(T_1, R_T) \Leftrightarrow (R_n, R_s)$

Reducing Horton's laws:

Continued ...

$$a_\Omega \propto \frac{R_n^\Omega}{R_s} \bar{s}_1 \sum_{\omega=1}^{\Omega} \left(\frac{R_s}{R_n} \right)^\omega$$

$$= \frac{R_n^\Omega}{R_s} \bar{s}_1 \frac{R_s}{R_n} \frac{1 - (R_s/R_n)^\Omega}{1 - (R_s/R_n)}$$

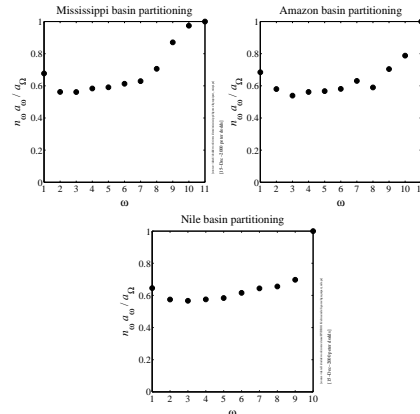
$$\sim R_n^{\Omega-1} \bar{s}_1 \frac{1}{1 - (R_s/R_n)} \text{ as } \Omega \nearrow$$

So, a_Ω is growing like R_n^Ω and therefore:

$$R_n \equiv R_a$$

Equipartitioning:

Some examples:



Scaling laws

A little further ...

- Ignore stream ordering for the moment
- Pick a random location on a branching network p .
- Each point p is associated with a basin and a longest stream length
- Q:** What is probability that the p 's drainage basin has area a ? $P(a) \propto a^{-\tau}$ for large a
- Q:** What is probability that the longest stream from p has length ℓ ? $P(\ell) \propto \ell^{-\gamma}$ for large ℓ
- Roughly observed: $1.3 \lesssim \tau \lesssim 1.5$ and $1.7 \lesssim \gamma \lesssim 2.0$

Scaling laws

Probability distributions with power-law decays

We see them everywhere:

- Earthquake magnitudes (Gutenberg-Richter law)
- City sizes (Zipf's law)
- Word frequency (Zipf's law)^[22]
- Wealth (maybe not—at least heavy tailed)
- Statistical mechanics (phase transitions)^[5]

- A big part of the story of complex systems
- Arise from **mechanisms**: growth, randomness, optimization, ...
- Our task is always to illuminate the mechanism ...

The PoCSverse
Branching
Networks II
31 of 84
Horton ⇔
Tokunaga
Reducing Horton
Scaling relations
Fluctuations
Models
Nutshell
References

Scaling laws

Finding γ :

- The connection between $P(x)$ and $P_{>}(x)$ when $P(x)$ has a power law tail is simple:
- Given $P(\ell) \sim \ell^{-\gamma}$ large ℓ then for large enough ℓ_*

$$P_{>}(\ell_*) = \int_{\ell=\ell_*}^{\ell_{\max}} P(\ell) d\ell$$

$$\sim \int_{\ell=\ell_*}^{\ell_{\max}} \ell^{-\gamma} d\ell$$

$$= \frac{\ell^{-(\gamma-1)}}{-(\gamma-1)} \Big|_{\ell=\ell_*}^{\ell_{\max}}$$

$$\propto \ell_*^{-(\gamma-1)} \quad \text{for } \ell_{\max} \gg \ell_*$$

The PoCSverse
Branching
Networks II
34 of 84
Horton ⇔
Tokunaga
Reducing Horton
Scaling relations
Fluctuations
Models
Nutshell
References

Scaling laws

Finding γ :

We are here:

$$P_{>}(\bar{\ell}_\omega) \propto \sum_{\omega'=\omega+1}^{\Omega} (1 \cdot R_n^{\Omega-\omega'}) (\bar{s}_1 \cdot R_s^{\omega'-1})$$

Cleaning up irrelevant constants:

$$P_{>}(\bar{\ell}_\omega) \propto \sum_{\omega'=\omega+1}^{\Omega} \left(\frac{R_s}{R_n} \right)^{\omega'}$$

- Change summation order by substituting $\omega'' = \Omega - \omega'$.
- Sum is now from $\omega'' = 0$ to $\omega'' = \Omega - \omega - 1$ (equivalent to $\omega' = \Omega$ down to $\omega' = \omega + 1$)

The PoCSverse
Branching
Networks II
37 of 84
Horton ⇔
Tokunaga
Reducing Horton
Scaling relations
Fluctuations
Models
Nutshell
References

Scaling laws

Connecting exponents

- We have the detailed picture of branching networks (Tokunaga and Horton)
- Plan: Derive $P(a) \propto a^{-\tau}$ and $P(\ell) \propto \ell^{-\gamma}$ starting with Tokunaga/Horton story^[17, 1, 2]
- Let's work on $P(\ell)$...
- Our first fudge: assume Horton's laws hold throughout a basin of order Ω .
- (We know they deviate from strict laws for low ω and high ω but not too much.)
- Next: place stick between teeth. Bite stick. Proceed.

The PoCSverse
Branching
Networks II
32 of 84
Horton ⇔
Tokunaga
Reducing Horton
Scaling relations
Fluctuations
Models
Nutshell
References

Scaling laws

Finding γ :

- Aim:** determine probability of randomly choosing a point on a network with main stream length $> \ell_*$
- Assume some spatial sampling resolution Δ
- Landscape is broken up into grid of $\Delta \times \Delta$ sites
- Approximate $P_{>}(\ell_*)$ as

$$P_{>}(\ell_*) = \frac{N_{>}(\ell_*; \Delta)}{N_{>}(0; \Delta)}$$

where $N_{>}(\ell_*; \Delta)$ is the number of sites with main stream length $> \ell_*$.

- Use Horton's law of stream segments:
 $\bar{s}_\omega / \bar{s}_{\omega-1} = R_s$...

The PoCSverse
Branching
Networks II
35 of 84
Horton ⇔
Tokunaga
Reducing Horton
Scaling relations
Fluctuations
Models
Nutshell
References

Scaling laws

Finding γ :

$$P_{>}(\bar{\ell}_\omega) \propto \sum_{\omega''=0}^{\Omega-\omega-1} \left(\frac{R_s}{R_n} \right)^{\Omega-\omega''} \propto \sum_{\omega''=0}^{\Omega-\omega-1} \left(\frac{R_n}{R_s} \right)^{\omega''}$$

Since $R_n > R_s$ and $1 \ll \omega \ll \Omega$,

$$P_{>}(\bar{\ell}_\omega) \propto \left(\frac{R_n}{R_s} \right)^{\Omega-\omega} \propto \left(\frac{R_n}{R_s} \right)^{-\omega}$$

again using $\sum_{i=0}^{n-1} a^i = (a^n - 1)/(a - 1)$

The PoCSverse
Branching
Networks II
38 of 84
Horton ⇔
Tokunaga
Reducing Horton
Scaling relations
Fluctuations
Models
Nutshell
References

Scaling laws

Finding γ :

- Often useful to work with **cumulative distributions**, especially when dealing with power-law distributions.
- The complementary cumulative distribution turns out to be most useful:

$$P_{>}(\ell_*) = P(\ell > \ell_*) = \int_{\ell=\ell_*}^{\ell_{\max}} P(\ell) d\ell$$

$$P_{>}(\ell_*) = 1 - P(\ell < \ell_*)$$

- Also known as the exceedance probability.

The PoCSverse
Branching
Networks II
33 of 84
Horton ⇔
Tokunaga
Reducing Horton
Scaling relations
Fluctuations
Models
Nutshell
References

Scaling laws

Finding γ :

- Set $\ell_* = \bar{\ell}_\omega$ for some $1 \ll \omega \ll \Omega$.

$$P_{>}(\bar{\ell}_\omega) = \frac{N_{>}(\bar{\ell}_\omega; \Delta)}{N_{>}(0; \Delta)} \simeq \frac{\sum_{\omega'=\omega+1}^{\Omega} n_{\omega'} \bar{s}_{\omega'} / \Delta}{\sum_{\omega'=1}^{\Omega} n_{\omega'} \bar{s}_{\omega'} / \Delta}$$

- Δ 's cancel
- Denominator is $a_{\Omega} \rho_{\text{dd}}$, a constant.
- So ...using Horton's laws ...

$$P_{>}(\bar{\ell}_\omega) \propto \sum_{\omega'=\omega+1}^{\Omega} n_{\omega'} \bar{s}_{\omega'} \simeq \sum_{\omega'=\omega+1}^{\Omega} (1 \cdot R_n^{\Omega-\omega'}) (\bar{s}_1 \cdot R_s^{\omega'-1})$$

The PoCSverse
Branching
Networks II
36 of 84
Horton ⇔
Tokunaga
Reducing Horton
Scaling relations
Fluctuations
Models
Nutshell
References

Scaling laws

Finding γ :

Nearly there:

$$P_{>}(\bar{\ell}_\omega) \propto \left(\frac{R_n}{R_s} \right)^{-\omega} = e^{-\omega \ln(R_n/R_s)}$$

- Need to express right hand side in terms of $\bar{\ell}_\omega$.
- Recall that $\bar{\ell}_\omega \simeq \bar{\ell}_1 R_\ell^{\omega-1}$.

$$\bar{\ell}_\omega \propto R_\ell^\omega = R_s^\omega = e^{\omega \ln R_s}$$

The PoCSverse
Branching
Networks II
39 of 84
Horton ⇔
Tokunaga
Reducing Horton
Scaling relations
Fluctuations
Models
Nutshell
References

Scaling laws

Finding γ :

Therefore:

$$P_{>}(\bar{\ell}_\omega) \propto e^{-\omega \ln(R_n/R_s)} = (e^{\omega \ln R_s})^{-\ln(R_n/R_s)/\ln R_s}$$

$$\propto \bar{\ell}_\omega^{-\ln(R_n/R_s)/\ln R_s}$$

$$= \bar{\ell}_\omega^{-(\ln R_n - \ln R_s)/\ln R_s}$$

$$= \bar{\ell}_\omega^{-\ln R_n/\ln R_s + 1}$$

$$= \bar{\ell}_\omega^{-\gamma + 1}$$

The PoCSverse
Branching
Networks II
40 of 84
Horton ⇔
Tokunaga
Reducing Horton
Scaling relations
Fluctuations
Models
Nutshell
References

We mentioned there were a good number of 'laws': [2]

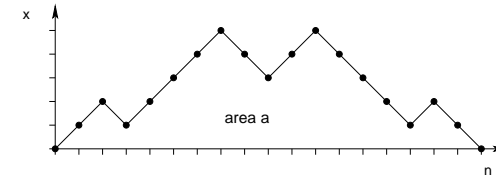
Relation:	Name or description:
$T_k = T_1 (R_T)^{k-1}$	Tokunaga's law
$\ell \sim L^d$	self-affinity of single channels
$n_\omega/n_{\omega+1} = R_n$	Horton's law of stream numbers
$\bar{a}_{\omega+1}/\bar{a}_\omega = R_\ell$	Horton's law of main stream lengths
$\bar{s}_{\omega+1}/\bar{s}_\omega = R_a$	Horton's law of basin areas
$L_\perp \sim L^H$	Horton's law of stream segment lengths
$P(a) \sim a^{-\tau}$	scaling of basin widths
$P(\ell) \sim \ell^{-\gamma}$	probability of basin areas
$\ell \sim a^h$	probability of stream lengths
$a \sim L^D$	Hack's law
$\Lambda \sim a^\beta$	scaling of basin areas
$\lambda \sim L^\varphi$	Langbein's law
	variation of Langbein's law

The PoCSverse
Branching
Networks II
43 of 84
Horton ⇔
Tokunaga
Reducing Horton
Scaling relations
Fluctuations
Models
Nutshell
References

A toy model—Scheidegger's model

Random walk basins:

Boundaries of basins are random walks



The PoCSverse
Branching
Networks II
46 of 84
Horton ⇔
Tokunaga
Reducing Horton
Scaling relations
Fluctuations
Models
Nutshell
References

Scaling laws

Finding γ :

And so we have:

$$\gamma = \ln R_n / \ln R_s$$

Proceeding in a similar fashion, we can show

$$\tau = 2 - \ln R_s / \ln R_n = 2 - 1/\gamma$$

Insert assignment question

Such connections between exponents are called **scaling relations**

Let's connect to one last relationship: Hack's law

The PoCSverse
Branching
Networks II
41 of 84
Horton ⇔
Tokunaga
Reducing Horton
Scaling relations
Fluctuations
Models
Nutshell
References

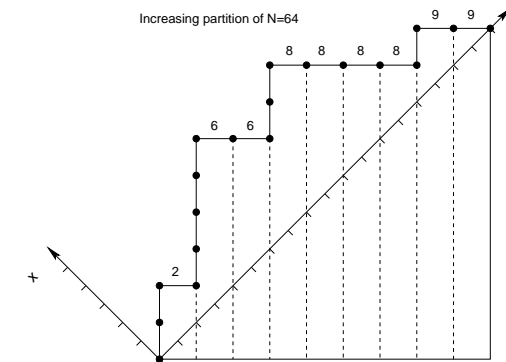
Connecting exponents

Only 3 parameters are independent: e.g., take d , R_n , and R_s

relation:	scaling relation/parameter: [2]
$\ell \sim L^d$	d
$T_k = T_1 (R_T)^{k-1}$	$T_1 = R_n - R_s - 2 + 2R_s/R_n$ $R_T = R_s$
$n_\omega/n_{\omega+1} = R_n$	R_n
$\bar{a}_{\omega+1}/\bar{a}_\omega = R_a$	$R_a = R_n$
$\bar{\ell}_{\omega+1}/\bar{\ell}_\omega = R_\ell$	$R_\ell = R_s$
$\ell \sim a^h$	$h = \ln R_s / \ln R_n$
$a \sim L^D$	$D = d/h$
$L_\perp \sim L^H$	$H = d/h - 1$
$P(a) \sim a^{-\tau}$	$\tau = 2 - h$
$P(\ell) \sim \ell^{-\gamma}$	$\gamma = 1/h$
$\Lambda \sim a^\beta$	$\beta = 1 + h$
$\lambda \sim L^\varphi$	$\varphi = d$

The PoCSverse
Branching
Networks II
44 of 84
Horton ⇔
Tokunaga
Reducing Horton
Scaling relations
Fluctuations
Models
Nutshell
References

Scheidegger's model



The PoCSverse
Branching
Networks II
47 of 84
Horton ⇔
Tokunaga
Reducing Horton
Scaling relations
Fluctuations
Models
Nutshell
References

Scaling laws

Hack's law: [6]

$$\ell \propto a^h$$

Typically observed that $0.5 \lesssim h \lesssim 0.7$.

Use Horton laws to connect h to Horton ratios:

$$\bar{\ell}_\omega \propto R_s^\omega \text{ and } \bar{a}_\omega \propto R_n^\omega$$

Observe:


$$\bar{\ell}_\omega \propto e^{\omega \ln R_s} \propto (e^{\omega \ln R_n})^{\ln R_s / \ln R_n}$$

$$\propto (R_n^\omega)^{\ln R_s / \ln R_n} \propto \bar{a}_\omega^{\ln R_s / \ln R_n} \Rightarrow h = \ln R_s / \ln R_n$$

The PoCSverse
Branching
Networks II
42 of 84
Horton ⇔
Tokunaga
Reducing Horton
Scaling relations
Fluctuations
Models
Nutshell
References

Scheidegger's model

Directed random networks [11, 12]



$$P(\searrow) = P(\swarrow) = 1/2$$

Functional form of all scaling laws exhibited but exponents differ from real world [15, 16, 14]

Useful and interesting test case

The PoCSverse
Branching
Networks II
45 of 84
Horton ⇔
Tokunaga
Reducing Horton
Scaling relations
Fluctuations
Models
Nutshell
References

Scheidegger's model

Prob for first return of a random walk in (1+1) dimensions (from CSYS/MATH 300):

$$P(n) \sim \frac{1}{2\sqrt{\pi}} n^{-3/2}$$

and so $P(\ell) \propto \ell^{-3/2}$.

Typical area for a walk of length n is $\propto n^{3/2}$:

$$\ell \propto a^{2/3}$$

Find $\tau = 4/3$, $h = 2/3$, $\gamma = 3/2$, $d = 1$.

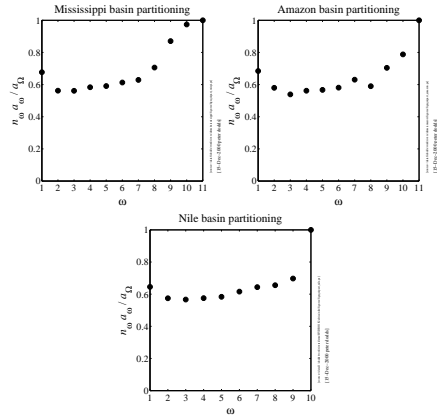
Note $\tau = 2 - h$ and $\gamma = 1/h$.

R_n and R_ℓ have not been derived analytically.

The PoCSverse
Branching
Networks II
48 of 84
Horton ⇔
Tokunaga
Reducing Horton
Scaling relations
Fluctuations
Models
Nutshell
References

Equipartitioning reexamined:

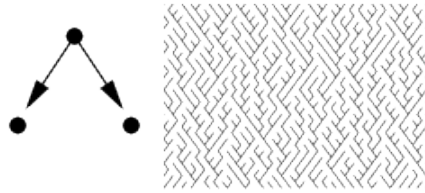
Recall this story:



The PoCServe
Branching
Networks II
49 of 84
Horton ⇔
Tokunaga
Reducing Horton
Scaling relations
Fluctuations
Models
Nutshell
References

A toy model—Scheidegger's model

Directed random networks [11, 12]



$$P(\swarrow) = P(\searrow) = 1/2$$

Flow is directed downwards

Generalizing Horton's laws

Comparison of predicted versus measured main stream lengths for large scale river networks (in 10³ km):

basin:	$\bar{\ell}_\Omega$	$\bar{\ell}'_\Omega$	σ_ℓ	$\bar{\ell}_\Omega/\bar{\ell}'_\Omega$	$\sigma_\ell/\bar{\ell}'_\Omega$
Mississippi	4.92	11.10	5.60	0.44	0.51
Amazon	5.75	9.18	6.85	0.63	0.75
Nile	6.49	2.66	2.20	2.44	0.83
Congo	5.07	10.13	5.75	0.50	0.57
Kansas	1.07	2.37	1.74	0.45	0.73

	a_Ω	\bar{a}_Ω	σ_a	a_Ω/\bar{a}_Ω	σ_a/\bar{a}_Ω
Mississippi	2.74	7.55	5.58	0.36	0.74
Amazon	5.40	9.07	8.04	0.60	0.89
Nile	3.08	0.96	0.79	3.19	0.82
Congo	3.70	10.09	8.28	0.37	0.82
Kansas	0.14	0.49	0.42	0.28	0.86

The PoCServe
Branching
Networks II
55 of 84
Horton ⇔
Tokunaga
Reducing Horton
Scaling relations
Fluctuations
Models
Nutshell
References

Equipartitioning

What about

$$P(a) \sim a^{-\tau} \quad ?$$

Since $\tau > 1$, suggests no equipartitioning:

$$aP(a) \sim a^{-\tau+1} \neq \text{const}$$

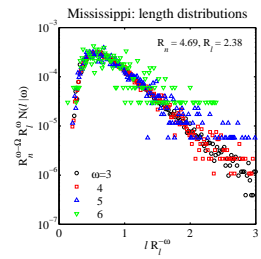
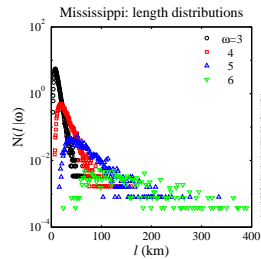
- $P(a)$ overcounts basins within basins ...
- while stream ordering separates basins ...

The PoCServe
Branching
Networks II
50 of 84
Horton ⇔
Tokunaga
Reducing Horton
Scaling relations
Fluctuations
Models
Nutshell
References

Generalizing Horton's laws

$$\bar{\ell}_\omega \propto (R_\ell)^\omega \Rightarrow N(\ell|\omega) = (R_n R_\ell)^{-\omega} F_\ell(\ell/R_\ell^\omega)$$

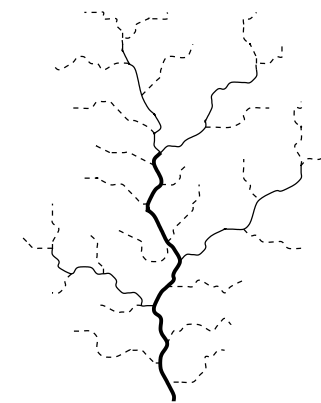
$$\bar{a}_\omega \propto (R_a)^\omega \Rightarrow N(a|\omega) = (R_n^2)^{-\omega} F_a(a/R_n^\omega)$$



- Scaling collapse works well for intermediate orders
- All moments grow exponentially with order

The PoCServe
Branching
Networks II
53 of 84
Horton ⇔
Tokunaga
Reducing Horton
Scaling relations
Fluctuations
Models
Nutshell
References

Combining stream segments distributions:



Stream segments sum to give main stream lengths

$$\ell_\omega = \sum_{\mu=1}^{\mu=\omega} s_\mu$$

$P(\ell_\omega)$ is a convolution of distributions for the s_ω

The PoCServe
Branching
Networks II
56 of 84
Horton ⇔
Tokunaga
Reducing Horton
Scaling relations
Fluctuations
Models
Nutshell
References

Fluctuations

Moving beyond the mean:

Both Horton's laws and Tokunaga's law relate average properties, e.g.,

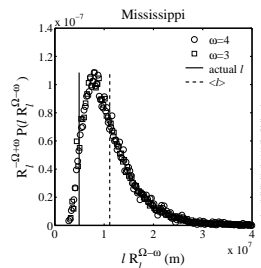
$$\bar{s}_\omega / \bar{s}_{\omega-1} = R_s$$

- Natural generalization to consider relationships between probability distributions
- Yields rich and full description of branching network structure
- See into the heart of randomness ...

The PoCServe
Branching
Networks II
51 of 84
Horton ⇔
Tokunaga
Reducing Horton
Scaling relations
Fluctuations
Models
Nutshell
References

Generalizing Horton's laws

How well does overall basin fit internal pattern?



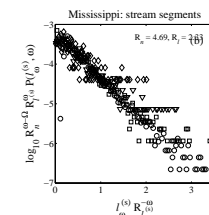
- Actual length = 4920 km (at 1 km res)
- Predicted Mean length = 11100 km
- Predicted Std dev = 5600 km
- Actual length/Mean length = 44 %
- Okay.

The PoCServe
Branching
Networks II
54 of 84
Horton ⇔
Tokunaga
Reducing Horton
Scaling relations
Fluctuations
Models
Nutshell
References

Generalizing Horton's laws

Sum of variables $\ell_\omega = \sum_{\mu=1}^{\mu=\omega} s_\mu$ leads to convolution of distributions:

$$N(\ell|\omega) = N(s|1) * N(s|2) * \dots * N(s|\omega)$$



$$N(s|\omega) = \frac{1}{R_n^\omega R_\ell^\omega} F(s/R_\ell^\omega)$$

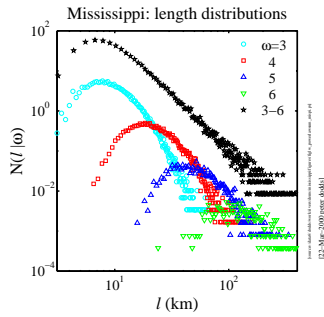
$$F(x) = e^{-x/\xi}$$

Mississippi: $\xi \approx 900$ m.

The PoCServe
Branching
Networks II
57 of 84
Horton ⇔
Tokunaga
Reducing Horton
Scaling relations
Fluctuations
Models
Nutshell
References

Generalizing Horton's laws

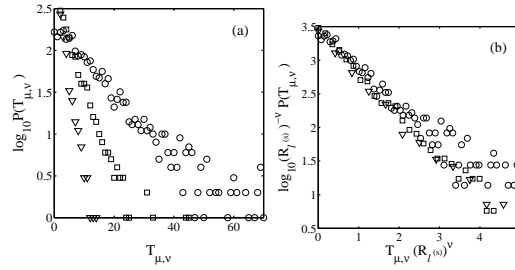
- Next level up: Main stream length distributions must combine to give overall distribution for stream length



- $P(\ell) \sim \ell^{-\gamma}$
- Another round of convolutions [3]
- Interesting ...

Generalizing Tokunaga's law

Mississippi:



- Same data collapse for Mississippi ...

Generalizing Tokunaga's law

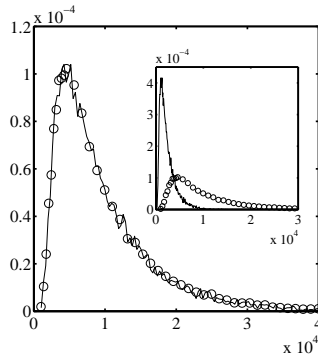
- Follow stream segments down stream from their beginning
- Probability (or rate) of an order μ stream segment terminating is **constant**:

$$\tilde{p}_\mu \approx 1/(R_s)^{\mu-1} \xi_s$$

- Probability decays exponentially with stream order
- Inter-tributary lengths exponentially distributed
- ⇒ random spatial distribution of stream segments

Generalizing Horton's laws

- Number and area distributions for the Scheidegger model [3]
- $P(n_{1,6})$ versus $P(a_6)$ for a randomly selected $\omega = 6$ basin.



Generalizing Tokunaga's law

So

$$P(T_{\mu, \nu}) = (R_s)^{\mu-\nu-1} P_t [T_{\mu, \nu} / (R_s)^{\mu-\nu-1}]$$

where

$$P_t(z) = \frac{1}{\xi_t} e^{-z/\xi_t}$$

$$P(s_\mu) \Leftrightarrow P(T_{\mu, \nu})$$

- Exponentials arise from randomness.
- Look at joint probability $P(s_\mu, T_{\mu, \nu})$.

Generalizing Tokunaga's law

- Joint distribution for generalized version of Tokunaga's law:

$$P(s_\mu, T_{\mu, \nu}) = \tilde{p}_\mu \left(\frac{s_\mu - 1}{T_{\mu, \nu}} \right) p_\nu^{T_{\mu, \nu}} (1 - p_\nu - \tilde{p}_\mu)^{s_\mu - T_{\mu, \nu} - 1}$$

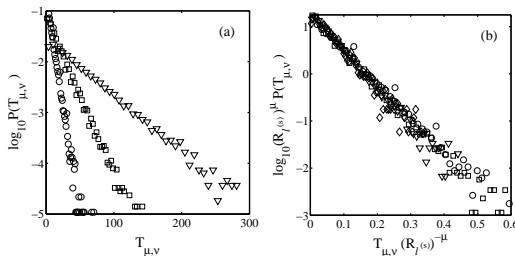
where

- p_ν = probability of absorbing an order ν side stream
- \tilde{p}_μ = probability of an order μ stream terminating

- Approximation: depends on distance units of s_μ
- In each unit of distance along stream, there is one chance of a side stream entering or the stream terminating.

Generalizing Tokunaga's law

Scheidegger:

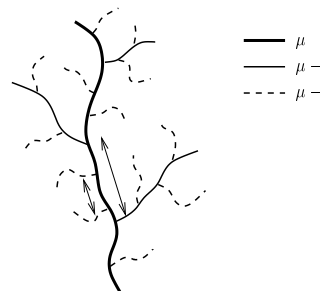


- Observe exponential distributions for $T_{\mu, \nu}$
- Scaling collapse works using R_s

Generalizing Tokunaga's law

Network architecture:

- Inter-tributary lengths exponentially distributed
- Leads to random spatial distribution of stream segments



Generalizing Tokunaga's law

- Now deal with this thing:

$$P(s_\mu, T_{\mu, \nu}) = \tilde{p}_\mu \left(\frac{s_\mu - 1}{T_{\mu, \nu}} \right) p_\nu^{T_{\mu, \nu}} (1 - p_\nu - \tilde{p}_\mu)^{s_\mu - T_{\mu, \nu} - 1}$$

- Set $(x, y) = (s_\mu, T_{\mu, \nu})$ and $q = 1 - p_\nu - \tilde{p}_\mu$, approximate liberally.

- Obtain

$$P(x, y) = N x^{-1/2} [F(y/x)]^x$$

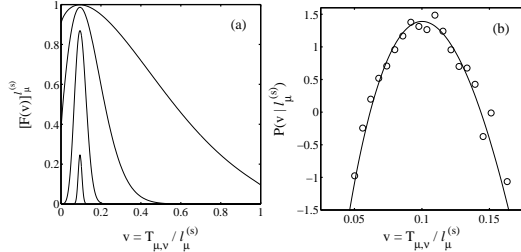
where

$$F(v) = \left(\frac{1-v}{q} \right)^{-(1-v)} \left(\frac{v}{p} \right)^{-v}$$

Generalizing Tokunaga's law

Checking form of $P(s_\mu, T_{\mu,\nu})$ works:

Scheidegger:

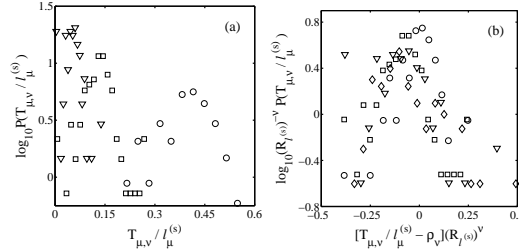


The PoCSverse
Branching
Networks II
67 of 84
Horton ⇔
Tokunaga
Reducing Horton
Scaling relations
Fluctuations
Models
Nutshell
References

Generalizing Tokunaga's law

Checking form of $P(s_\mu, T_{\mu,\nu})$ works:

Mississippi:



The PoCSverse
Branching
Networks II
70 of 84
Horton ⇔
Tokunaga
Reducing Horton
Scaling relations
Fluctuations
Models
Nutshell
References

Optimal channel networks

Rodríguez-Iturbe, Rinaldo, et al. [10]

Landscapes $h(\vec{x})$ evolve such that energy dissipation $\dot{\epsilon}$ is minimized, where

$$\dot{\epsilon} \propto \int d\vec{r} (\text{flux}) \times (\text{force}) \sim \sum_i a_i \nabla h_i \sim \sum_i a_i^\gamma$$

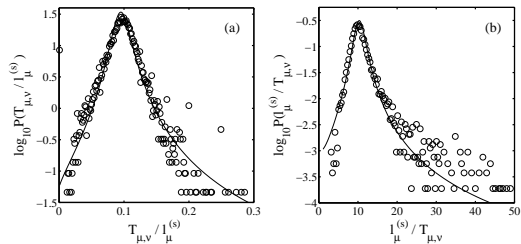
- Landscapes obtained numerically give exponents near that of real networks.
- But:** numerical method used matters.
- And:** Maritan et al. find basic universality classes are that of Scheidegger, self-similar, and a third kind of random network [8]

The PoCSverse
Branching
Networks II
74 of 84
Horton ⇔
Tokunaga
Reducing Horton
Scaling relations
Fluctuations
Models
Nutshell
References

Generalizing Tokunaga's law

Checking form of $P(s_\mu, T_{\mu,\nu})$ works:

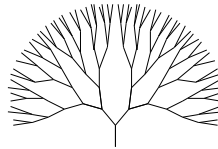
Scheidegger:



The PoCSverse
Branching
Networks II
68 of 84
Horton ⇔
Tokunaga
Reducing Horton
Scaling relations
Fluctuations
Models
Nutshell
References

Models

Random subnetworks on a Bethe lattice [13]



- Dominant theoretical concept for several decades.
- Bethe lattices are fun and tractable.
- Led to idea of "Statistical inevitability" of river network statistics [7]
- But Bethe lattices unconnected with surfaces.
- In fact, Bethe lattices \approx infinite dimensional spaces (oops).
- So let's move on ...

The PoCSverse
Branching
Networks II
72 of 84
Horton ⇔
Tokunaga
Reducing Horton
Scaling relations
Fluctuations
Models
Nutshell
References

Theoretical networks

Summary of universality classes:

network	h	d
Non-convergent flow	1	1
Directed random	2/3	1
Undirected random	5/8	5/4
Self-similar	1/2	1
OCN's (I)	1/2	1
OCN's (II)	2/3	1
OCN's (III)	3/5	1
Real rivers	0.5-0.7	1.0-1.2

$$h \Rightarrow \ell \propto a^h \text{ (Hack's law)}$$

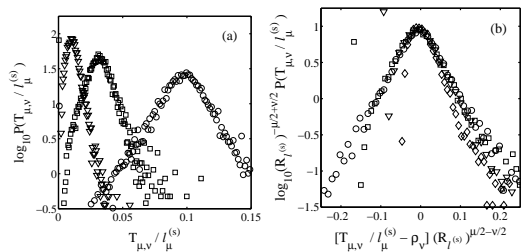
$$d \Rightarrow \ell \propto L_{\parallel}^d \text{ (stream self-affinity)}$$

The PoCSverse
Branching
Networks II
75 of 84
Horton ⇔
Tokunaga
Reducing Horton
Scaling relations
Fluctuations
Models
Nutshell
References

Generalizing Tokunaga's law

Checking form of $P(s_\mu, T_{\mu,\nu})$ works:

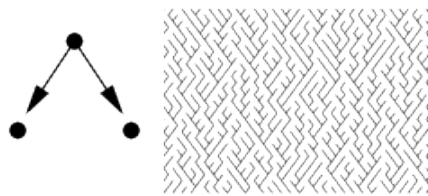
Scheidegger:



The PoCSverse
Branching
Networks II
69 of 84
Horton ⇔
Tokunaga
Reducing Horton
Scaling relations
Fluctuations
Models
Nutshell
References

Scheidegger's model

Directed random networks [11, 12]



$$P(\swarrow) = P(\searrow) = 1/2$$

- Functional form of all scaling laws exhibited but exponents differ from real world [15, 16, 14]

The PoCSverse
Branching
Networks II
73 of 84
Horton ⇔
Tokunaga
Reducing Horton
Scaling relations
Fluctuations
Models
Nutshell
References

Nutshell

Branching networks II Key Points:

- Horton's laws and Tokunaga's law all fit together.
- For 2-d networks, these laws are 'planform' laws and ignore slope.
- Abundant scaling relations can be derived.
- Can take R_n , R_ℓ , and d as three independent parameters necessary to describe all 2-d branching networks.
- For scaling laws, only $h = \ln R_\ell / \ln R_n$ and d are needed.
- Laws can be extended nicely to laws of distributions.
- Numerous models of branching network evolution exist: nothing rock solid yet ...?

The PoCSverse
Branching
Networks II
76 of 84
Horton ⇔
Tokunaga
Reducing Horton
Scaling relations
Fluctuations
Models
Nutshell
References

References I

- [1] H. de Vries, T. Becker, and B. Eckhardt. Power law distribution of discharge in ideal networks. [Water Resources Research](#), 30(12):3541–3543, 1994. [pdf](#)
- [2] P. S. Dodds and D. H. Rothman. Unified view of scaling laws for river networks. [Physical Review E](#), 59(5):4865–4877, 1999. [pdf](#)
- [3] P. S. Dodds and D. H. Rothman. Geometry of river networks. II. Distributions of component size and number. [Physical Review E](#), 63(1):016116, 2001. [pdf](#)

The PoCSverse
Branching
Networks II
77 of 84
Horton ⇔
Tokunaga
Reducing Horton
Scaling relations
Fluctuations
Models
Nutshell
[References](#)

References IV

- [10] I. Rodríguez-Iturbe and A. Rinaldo. [Fractal River Basins: Chance and Self-Organization](#). Cambridge University Press, Cambridge, UK, 1997.
- [11] A. E. Scheidegger. A stochastic model for drainage patterns into an intramontane trench. [Bull. Int. Assoc. Sci. Hydrol.](#), 12(1):15–20, 1967. [pdf](#)
- [12] A. E. Scheidegger. [Theoretical Geomorphology](#). Springer-Verlag, New York, third edition, 1991.

The PoCSverse
Branching
Networks II
78 of 84
Horton ⇔
Tokunaga
Reducing Horton
Scaling relations
Fluctuations
Models
Nutshell
[References](#)

References V

- [13] R. L. Shreve. Infinite topologically random channel networks. [Journal of Geology](#), 75:178–186, 1967. [pdf](#)
- [14] H. Takayasu. Steady-state distribution of generalized aggregation system with injection. [Physical Review Letters](#), 63(23):2563–2565, 1989. [pdf](#)
- [15] H. Takayasu, I. Nishikawa, and H. Tasaki. Power-law mass distribution of aggregation systems with injection. [Physical Review A](#), 37(8):3110–3117, 1988.

The PoCSverse
Branching
Networks II
79 of 84
Horton ⇔
Tokunaga
Reducing Horton
Scaling relations
Fluctuations
Models
Nutshell
[References](#)

References VI

- [16] M. Takayasu and H. Takayasu. Apparent independency of an aggregation system with injection. [Physical Review A](#), 39(8):4345–4347, 1989. [pdf](#)
- [17] D. G. Tarboton, R. L. Bras, and I. Rodríguez-Iturbe. Comment on “On the fractal dimension of stream networks” by Paolo La Barbera and Renzo Rosso. [Water Resources Research](#), 26(9):2243–4, 1990. [pdf](#)
- [18] E. Tokunaga. The composition of drainage network in Toyohira River Basin and the valuation of Horton's first law. [Geophysical Bulletin of Hokkaido University](#), 15:1–19, 1966. [pdf](#)

The PoCSverse
Branching
Networks II
80 of 84
Horton ⇔
Tokunaga
Reducing Horton
Scaling relations
Fluctuations
Models
Nutshell
[References](#)

References VII

- [19] E. Tokunaga. Consideration on the composition of drainage networks and their evolution. [Geographical Reports of Tokyo Metropolitan University](#), 13:G1–27, 1978. [pdf](#)
- [20] E. Tokunaga. Ordering of divide segments and law of divide segment numbers. [Transactions of the Japanese Geomorphological Union](#), 5(2):71–77, 1984.
- [21] S. D. Willett, S. W. McCoy, J. T. Perron, L. Goren, and C.-Y. Chen. Dynamic reorganization of river basins. [Science](#), 343(6175):1248765, 2014. [pdf](#)

The PoCSverse
Branching
Networks II
83 of 84
Horton ⇔
Tokunaga
Reducing Horton
Scaling relations
Fluctuations
Models
Nutshell
[References](#)

References II

- [4] P. S. Dodds and D. H. Rothman. Geometry of river networks. III. Characterization of component connectivity. [Physical Review E](#), 63(1):016117, 2001. [pdf](#)
- [5] N. Goldenfeld. [Lectures on Phase Transitions and the Renormalization Group](#), volume 85 of [Frontiers in Physics](#). Addison-Wesley, Reading, Massachusetts, 1992.
- [6] J. T. Hack. Studies of longitudinal stream profiles in Virginia and Maryland. [United States Geological Survey Professional Paper](#), 294-B:45–97, 1957. [pdf](#)

The PoCSverse
Branching
Networks II
81 of 84
Horton ⇔
Tokunaga
Reducing Horton
Scaling relations
Fluctuations
Models
Nutshell
[References](#)

References VIII

- [22] G. K. Zipf. [Human Behaviour and the Principle of Least-Effort](#). Addison-Wesley, Cambridge, MA, 1949.

The PoCSverse
Branching
Networks II
84 of 84
Horton ⇔
Tokunaga
Reducing Horton
Scaling relations
Fluctuations
Models
Nutshell
[References](#)

References III

- [7] J. W. Kirchner. Statistical inevitability of Horton's laws and the apparent randomness of stream channel networks. [Geology](#), 21:591–594, 1993. [pdf](#)
- [8] A. Maritan, F. Colaiori, A. Flammini, M. Cieplak, and J. R. Banavar. Universality classes of optimal channel networks. [Science](#), 272:984–986, 1996. [pdf](#)
- [9] S. D. Peckham. New results for self-similar trees with applications to river networks. [Water Resources Research](#), 31(4):1023–1029, 1995.

The PoCSverse
Branching
Networks II
82 of 84
Horton ⇔
Tokunaga
Reducing Horton
Scaling relations
Fluctuations
Models
Nutshell
[References](#)