

# Biological Contagion

Last updated: 2023/08/22, 11:48:21 EDT

Principles of Complex Systems, Vols. 1, 2, & 3D  
CSYS/MATH 6701, 6713, & a pretend number,  
2023–2024 | @pocsvox

Prof. Peter Sheridan Dodds | @peterdodds

Computational Story Lab | Vermont Complex Systems Center  
Santa Fe Institute | University of Vermont



Licensed under the [Creative Commons Attribution-NonCommercial-ShareAlike 3.0 License](https://creativecommons.org/licenses/by-nc-sa/3.0/).

The PoCSverse  
Biological  
Contagion  
1 of 97  
Introduction  
Simple disease  
spreading models  
Background  
Prediction  
More models  
Toy metapopulation  
models  
Model output  
Nutshell  
Other kinds of prediction  
SIR is the virus  
References

## Contagion

### A confusion of contagions:

- Did Harry Potter spread like a virus?
- Can disinformation be “infectious”?
- Suicide, violence?
- Morality? Evil? Laziness? Stupidity? Happiness?
- Religion?
- Democracy ...?
- Language? The alphabet? <sup>[10]</sup>
- Stories?

The PoCSverse  
Biological  
Contagion  
7 of 97  
Introduction  
Simple disease  
spreading models  
Background  
Prediction  
More models  
Toy metapopulation  
models  
Model output  
Nutshell  
Other kinds of prediction  
SIR is the virus  
References

## The spread of fanaticism

Hoffer's most famous work: “**The True Believer: Thoughts On The Nature Of Mass Movements**” (1951) <sup>[12]</sup>

### Aphorisms-aplenty:

- “We can be absolutely certain only about things we do not understand.”
- “Mass movements can rise and spread without belief in a God, but never without belief in a devil.”
- “Where freedom is real, equality is the passion of the masses. Where equality is real, freedom is the passion of a small minority.”

The PoCSverse  
Biological  
Contagion  
10 of 97  
Introduction  
Simple disease  
spreading models  
Background  
Prediction  
More models  
Toy metapopulation  
models  
Model output  
Nutshell  
Other kinds of prediction  
SIR is the virus  
References

## Outline

### Introduction

### Simple disease spreading models

- Background
- Prediction
- More models
- Toy metapopulation models
- Model output
- Nutshell
- Other kinds of prediction
- SIR is the virus

### References

The PoCSverse  
Biological  
Contagion  
2 of 97  
Introduction  
Simple disease  
spreading models  
Background  
Prediction  
More models  
Toy metapopulation  
models  
Model output  
Nutshell  
Other kinds of prediction  
SIR is the virus  
References


## Contagion

### Naturomorphisms

- “The feeling was contagious.”
- “The news spread like wildfire.”
- “Freedom is the most contagious virus known to man.”  
—Hubert H. Humphrey, Johnson’s vice president
- “Nothing is so contagious as enthusiasm.”  
—Samuel Taylor Coleridge

The PoCSverse  
Biological  
Contagion  
8 of 97  
Introduction  
Simple disease  
spreading models  
Background  
Prediction  
More models  
Toy metapopulation  
models  
Model output  
Nutshell  
Other kinds of prediction  
SIR is the virus  
References

## Imitation



despair.com

“When people are free to do as they please, they usually imitate each other.”

—Eric Hoffer  
“The Passionate State of Mind” <sup>[13]</sup>

The PoCSverse  
Biological  
Contagion  
11 of 97  
Introduction  
Simple disease  
spreading models  
Background  
Prediction  
More models  
Toy metapopulation  
models  
Model output  
Nutshell  
Other kinds of prediction  
SIR is the virus  
References

An awful recording: Wikipedia's [list of epidemics](https://en.wikipedia.org/wiki/List_of_epidemics) from 430 BC on.

WIKIPEDIA The Free Encyclopedia

From Wikipedia, the free encyclopedia

This list is incomplete; you can help by expanding it.

Death toll (estimated)	Location	Date	Comment	Disease	Reference
ca. 75,000–100,000	Greece	430–404 BC	Known as Plague of Athens, believed to have started in Athens.	unknown, similar to typhoid	
ca. 50% of population	Europe, Western Asia, Northern Africa	165–180	Known as Antonine Plague, due to the name of the Roman emperor emperor at the time.	unknown, symptoms similar to smallpox	
200,000 AD	Europe	541–542	Known as the Plague of Justinian, due to the name of the Byzantine emperor at the time.	unknown, possibly anthrax	
ca. 40% of population	Europe	1347–1350	Known as Plague of Justinian, due to the name of the Byzantine emperor at the time.	Bubonic plague	[1]
30% to 70% of population	Europe	1346–1350	Known as Black Death or Second plague pandemic, that return of the plague to Europe after the Justinian plague of the 6th century.	plague	[1]
1–1.5 million (80% of population)	Mexico	1545–1548		viral hemorrhagic fever	[10][11]
2–2.5 million (80% of population)	Mexico	1679		viral hemorrhagic fever	[10][11]
	Seneca nation	1582–1586		measles	[12]

The PoCSverse  
Biological  
Contagion  
5 of 97  
Introduction  
Simple disease  
spreading models  
Background  
Prediction  
More models  
Toy metapopulation  
models  
Model output  
Nutshell  
Other kinds of prediction  
SIR is the virus  
References

## Social contagion


### Eric Hoffer, 1902–1983

There is a grandeur in the uniformity of the mass. When a fashion, a dance, a song, a slogan or a joke sweeps like **wildfire** from one end of the continent to the other, and a hundred million people roar with laughter, sway their bodies in unison, hum one song or **break forth in anger and denunciation**, there is the overpowering feeling that in this country we have come nearer the brotherhood of man than ever before.

Hoffer was an interesting fellow...

The PoCSverse  
Biological  
Contagion  
9 of 97  
Introduction  
Simple disease  
spreading models  
Background  
Prediction  
More models  
Toy metapopulation  
models  
Model output  
Nutshell  
Other kinds of prediction  
SIR is the virus  
References

## The collective...



despair.com

“Never Underestimate the Power of Stupid People in Large Groups.”


The PoCSverse  
Biological  
Contagion  
12 of 97  
Introduction  
Simple disease  
spreading models  
Background  
Prediction  
More models  
Toy metapopulation  
models  
Model output  
Nutshell  
Other kinds of prediction  
SIR is the virus  
References

## Examples of non-disease spreading:

Interesting infections:

☞ Spreading of certain buildings in the US:

The PoCSverse  
Biological  
Contagion  
13 of 97  
Introduction  
Simple disease  
spreading models  
Background  
Prediction  
More models  
Toy metapopulation  
models  
Model output  
Nutchell  
Other kinds of prediction  
SIR is the virus  
References



The PoCSverse  
Biological  
Contagion  
16 of 97  
Introduction  
Simple disease  
spreading models  
Background  
Prediction  
More models  
Toy metapopulation  
models  
Model output  
Nutchell  
Other kinds of prediction  
SIR is the virus  
References

## Community—S2E06: Epidemiology

The PoCSverse  
Biological  
Contagion  
20 of 97  
Introduction  
Simple disease  
spreading models  
Background  
Prediction  
More models  
Toy metapopulation  
models  
Model output  
Nutchell  
Other kinds of prediction  
SIR is the virus  
References

Marbleization of the US:

The PoCSverse  
Biological  
Contagion  
14 of 97  
Introduction  
Simple disease  
spreading models  
Background  
Prediction  
More models  
Toy metapopulation  
models  
Model output  
Nutchell  
Other kinds of prediction  
SIR is the virus  
References

## Contagion

### Definitions

- ☞ (1) The spreading of a quality or quantity between individuals in a population.
- ☞ (2) A disease itself: the plague, a blight, the dreaded lurgi, ...
- ☞ from Latin: *con* = 'with' + *tangere* 'to touch.'
- ☞ Contagion has unpleasant overtones...
- ☞ Just **Spreading** might be a more neutral word
- ☞ But contagion is kind of exciting...

The PoCSverse  
Biological  
Contagion  
17 of 97  
Introduction  
Simple disease  
spreading models  
Background  
Prediction  
More models  
Toy metapopulation  
models  
Model output  
Nutchell  
Other kinds of prediction  
SIR is the virus  
References

## Mathematical Epidemiology

### The standard SIR model<sup>[18]</sup>

☞ = basic model of disease contagion

☞ Three states:

1. S = Susceptible
2. I = Infective/Infectious
3. R = Recovered or Removed or Refractory

$$☞ S(t) + I(t) + R(t) = 1$$

☞ Presumes random interactions (mass-action principle)

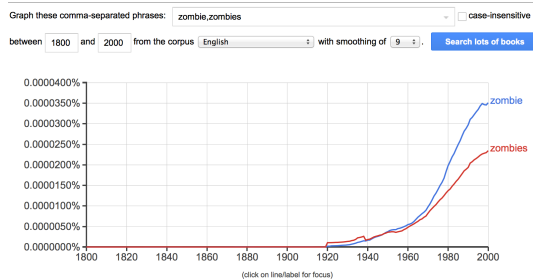
☞ Interactions are independent (no memory)

☞ Discrete and continuous time versions

The PoCSverse  
Biological  
Contagion  
23 of 97  
Introduction  
Simple disease  
spreading models  
Background  
Prediction  
More models  
Toy metapopulation  
models  
Model output  
Nutchell  
Other kinds of prediction  
SIR is the virus  
References

## The most terrifying contagious outbreak?

Google books Ngram Viewer



The PoCSverse  
Biological  
Contagion  
15 of 97  
Introduction  
Simple disease  
spreading models  
Background  
Prediction  
More models  
Toy metapopulation  
models  
Model output  
Nutchell  
Other kinds of prediction  
SIR is the virus  
References

## Contagions

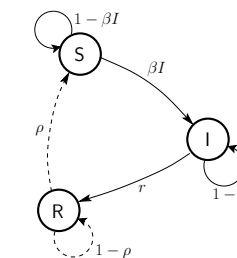
### Two main classes of contagion

1. **Infectious diseases:** tuberculosis, HIV, ebola, SARS, influenza, zombification, ...
2. **Social contagion:** fashion, word usage, rumors, uprisings, religion, stories about zombies, ...

The PoCSverse  
Biological  
Contagion  
18 of 97  
Introduction  
Simple disease  
spreading models  
Background  
Prediction  
More models  
Toy metapopulation  
models  
Model output  
Nutchell  
Other kinds of prediction  
SIR is the virus  
References

## Mathematical Epidemiology

### Discrete time automata example:



Transition Probabilities:

$\beta$  for being infected given contact with infected

$r$  for recovery

$\rho$  for loss of immunity

The PoCSverse  
Biological  
Contagion  
24 of 97  
Introduction  
Simple disease  
spreading models  
Background  
Prediction  
More models  
Toy metapopulation  
models  
Model output  
Nutchell  
Other kinds of prediction  
SIR is the virus  
References

# Mathematical Epidemiology

## Original models attributed to

- 1920's: Reed and Frost
- 1920's/1930's: Kermack and McKendrick [14, 16, 15]
- Coupled differential equations with a mass-action principle

The PoCSverse  
Biological Contagion  
25 of 97  
Introduction  
Simple disease spreading models  
Background Prediction  
More models  
Toy metapopulation models  
Model output  
Nutshell  
Other kinds of prediction  
SIR is the virus  
References

# Reproduction Number $R_0$

## Discrete version:

- Set up: One Infective in a randomly mixing population of Susceptibles
- At time  $t = 0$ , single infective random bumps into a Susceptible
- Probability of transmission =  $\beta$
- At time  $t = 1$ , single Infective remains infected with probability  $1 - r$
- At time  $t = k$ , single Infective remains infected with probability  $(1 - r)^k$

The PoCSverse  
Biological Contagion  
28 of 97  
Introduction  
Simple disease spreading models  
Background Prediction  
More models  
Toy metapopulation models  
Model output  
Nutshell  
Other kinds of prediction  
SIR is the virus  
References

# Independent Interaction models

## For the continuous version

Second equation:

$$\frac{d}{dt}I = \beta SI - rI$$

$$\frac{d}{dt}I = (\beta S - r)I$$

Number of infectives grows initially if

$$\beta S(0) - r > 0 \Rightarrow \beta S(0) > r \Rightarrow \beta S(0)/r > 1$$

where  $S(0) \simeq 1$ .

Same story as for discrete model.

The PoCSverse  
Biological Contagion  
31 of 97  
Introduction  
Simple disease spreading models  
Background Prediction  
More models  
Toy metapopulation models  
Model output  
Nutshell  
Other kinds of prediction  
SIR is the virus  
References

# Independent Interaction models

## Differential equations for continuous model

$$\frac{d}{dt}S = -\beta IS + \rho R$$

$$\frac{d}{dt}I = \beta IS - rI$$

$$\frac{d}{dt}R = rI - \rho R$$

$\beta$ ,  $r$ , and  $\rho$  are now rates.

The PoCSverse  
Biological Contagion  
26 of 97  
Introduction  
Simple disease spreading models  
Background Prediction  
More models  
Toy metapopulation models  
Model output  
Nutshell  
Other kinds of prediction  
SIR is the virus  
References

# Reproduction Number $R_0$

## Discrete version:

Expected number infected by original infective:

$$R_0 = \beta + (1 - r)\beta + (1 - r)^2\beta + (1 - r)^3\beta + \dots$$

$$= \beta (1 + (1 - r) + (1 - r)^2 + (1 - r)^3 + \dots)$$

$$= \beta \frac{1}{1 - (1 - r)} = \beta/r$$

For  $S(0) \simeq 1$  initial susceptibles  
( $1 - S(0) = R(0) =$  fraction initially immune):

$$R_0 = S(0)\beta/r$$

The PoCSverse  
Biological Contagion  
29 of 97  
Introduction  
Simple disease spreading models  
Background Prediction  
More models  
Toy metapopulation models  
Model output  
Nutshell  
Other kinds of prediction  
SIR is the virus  
References

# Independent Interaction models

## Many variants of the SIR model:

- SIS: susceptible-infective-susceptible
- SIRS: susceptible-infective-recovered-susceptible
- compartment models (age or gender partitions)
- more categories such as 'exposed' (SEIRS)
- recruitment (migration, birth)

The PoCSverse  
Biological Contagion  
32 of 97  
Introduction  
Simple disease spreading models  
Background Prediction  
More models  
Toy metapopulation models  
Model output  
Nutshell  
Other kinds of prediction  
SIR is the virus  
References

# Reproduction Number $R_0$

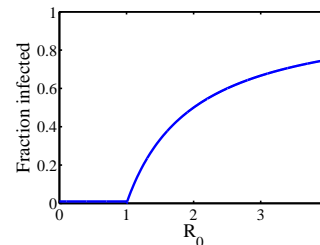
## Reproduction Number $R_0$

- $R_0$  = expected number of infected individuals resulting from a single initial infective
- Epidemic threshold: If  $R_0 > 1$ , 'epidemic' occurs.
- Exponential take off:  $R_0^n$  where  $n$  is the number of generations.
- Fantastically awful notation convention:  $R_0$  and the  $R$  in  $SIR$ .

The PoCSverse  
Biological Contagion  
27 of 97  
Introduction  
Simple disease spreading models  
Background Prediction  
More models  
Toy metapopulation models  
Model output  
Nutshell  
Other kinds of prediction  
SIR is the virus  
References

# Independent Interaction models

## Example of epidemic threshold:



- Continuous phase transition.
- Fine idea from a simple model.

The PoCSverse  
Biological Contagion  
30 of 97  
Introduction  
Simple disease spreading models  
Background Prediction  
More models  
Toy metapopulation models  
Model output  
Nutshell  
Other kinds of prediction  
SIR is the virus  
References

# Watch someone else pretend to save the world:



The PoCSverse  
Biological Contagion  
33 of 97  
Introduction  
Simple disease spreading models  
Background Prediction  
More models  
Toy metapopulation models  
Model output  
Nutshell  
Other kinds of prediction  
SIR is the virus  
References



### For novel diseases:

1. Can we predict the size of an epidemic?
2. How important is the reproduction number  $R_0$ ?

$R_0$  approximately same for all of the following:

- 1918-19 "Spanish Flu" ~ 75,000,000 world-wide, 500,000 deaths in US.
- 1957-58 "Asian Flu" ~ 2,000,000 world-wide, 70,000 deaths in US.
- 1968-69 "Hong Kong Flu" ~ 1,000,000 world-wide, 34,000 deaths in US.
- 2003 "SARS Epidemic" ~ 800 deaths world-wide.

- And you can be the virus.
- Also contagious?: Cooperative games ...

### Neural reboot—Save another pretend world with Vax:

Lesson 4: Quarantine

Vaccines take time to 'kick in' so they're ineffective if an infection has already begun to spread.

Start >

VAX! Networks Epidemics Vaccines Quarantine

### Size distributions

As we know, heavy-tailed size distributions are somewhat prevalent in complex systems:

- earthquakes (Gutenberg-Richter law)
- city sizes, forest fires, war fatalities
- wealth distributions
- 'popularity' (books, music, websites, ideas)
- Epidemics?**

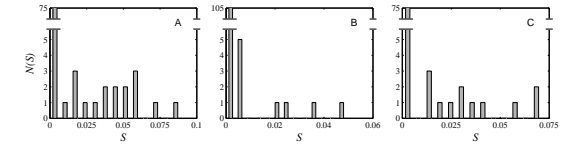
Power law distributions are common but not obligatory...

Really, what about epidemics?

- Simply hasn't attracted much attention.
- Data not as clean as for other phenomena.

### Really not so good at all in Iceland


Epidemic size distributions  $N(S)$  for Measles, Rubella, and Whooping Cough.



Spike near  $S = 0$ , relatively flat otherwise.

### Pandemic severity index (PSI)

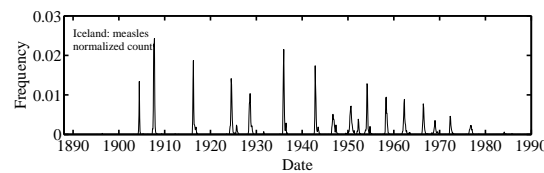
Classification during/post pandemic:



- Category based.
- 1-5 scale.
- Modeled on the Saffir-Simpson hurricane scale.

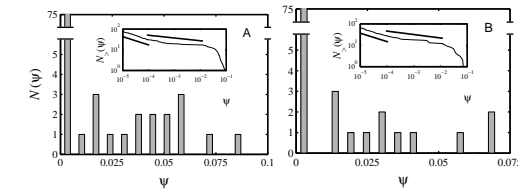
### Feeling Ill in Iceland

Caseload recorded monthly for range of diseases in Iceland, 1888-1990



- Treat outbreaks separated in time as 'novel' diseases.

### Measles & Pertussis



Insert plots:

Complementary cumulative frequency distributions:

$$N(\Psi' > \Psi) \propto \Psi^{-\gamma+1}$$

Limited scaling with a possible break.

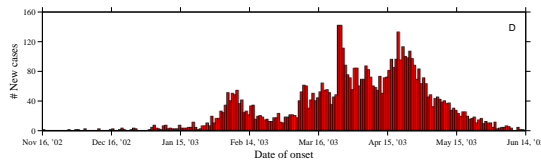
### Power law distributions

Measured values of  $\gamma$ :

- measles: 1.40 (low  $\Psi$ ) and 1.13 (high  $\Psi$ )
- pertussis: 1.39 (low  $\Psi$ ) and 1.16 (high  $\Psi$ )

- Expect  $2 \leq \gamma < 3$  (finite mean, infinite variance)
- When  $\gamma < 1$ , can't normalize
- Distribution is quite flat.

# Resurgence—example of SARS



- Epidemic slows... then an infective moves to a new context.
- Epidemic discovers new 'pools' of susceptibles: **Resurgence.**
- Importance of rare, stochastic events.

The PoCSverse Biological Contagion 44 of 97

Introduction

Simple disease spreading models

Background

Prediction

More models

Toy metapopulation models

Model output

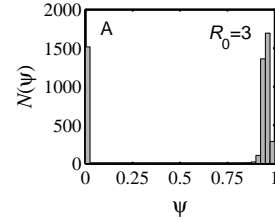
Nutshell

Other kinds of prediction

SIR is the virus

References

# Size distributions



Simple models typically produce **bimodal** or **unimodal** size distributions.

- This **includes** network models: random, small-world, scale-free, ...
- Exceptions:
  - Forest fire models
  - Sophisticated metapopulation models

The PoCSverse Biological Contagion 48 of 97

Introduction

Simple disease spreading models

Background

Prediction

More models

Toy metapopulation models

Model output

Nutshell

Other kinds of prediction

SIR is the virus

References

# Sophisticated metapopulation models:

- Multiscale models suggested earlier by others but not formalized (Bailey<sup>[1]</sup>, Cliff and Haggett<sup>[6]</sup>, Ferguson et al.)
- Community based mixing (two scales)—Longini.<sup>[17]</sup>
- Eubank et al.'s EpiSims/TRANSIMS—city simulations.<sup>[9]</sup>
- Spreading through countries—Airlines: Germann et al., Colizza et al.<sup>[7]</sup>



GLEAM: Global pandemic simulations by Vespignani et al.

The PoCSverse Biological Contagion 51 of 97

Introduction

Simple disease spreading models

Background

Prediction

More models

Toy metapopulation models

Model output

Nutshell

Other kinds of prediction

SIR is the virus

References

# Community—S2E06: Epidemiology

The PoCSverse Biological Contagion 45 of 97

Introduction

Simple disease spreading models

Background

Prediction

More models

Toy metapopulation models

Model output

Nutshell

Other kinds of prediction

SIR is the virus

References

# Burning through the population

## Forest fire models:<sup>[19]</sup>

- Rhodes & Anderson, 1996
- The physicist's approach: **"if it works for magnets, it'll work for people..."**

## A bit of a stretch:

- Epidemics ≡ forest fires spreading on 3-d and 5-d lattices.
- Claim Iceland and Faroe Islands exhibit power law distributions for outbreaks.
- Original forest fire model not completely understood.

The PoCSverse Biological Contagion 49 of 97

Introduction

Simple disease spreading models

Background

Prediction

More models

Toy metapopulation models

Model output

Nutshell

Other kinds of prediction

SIR is the virus

References



"The hidden geometry of complex, network-driven contagion phenomena" Brockmann and Helbing, Science, **342**, 1337-1342, 2013.<sup>[5]</sup>

The PoCSverse Biological Contagion 52 of 97

Introduction

Simple disease spreading models

Background

Prediction

More models

Toy metapopulation models

Model output

Nutshell

Other kinds of prediction

SIR is the virus

References

# The challenge

So... can a simple model produce

- broad epidemic distributions** and
- resurgence?**

The PoCSverse Biological Contagion 47 of 97

Introduction

Simple disease spreading models

Background

Prediction

More models

Toy metapopulation models

Model output

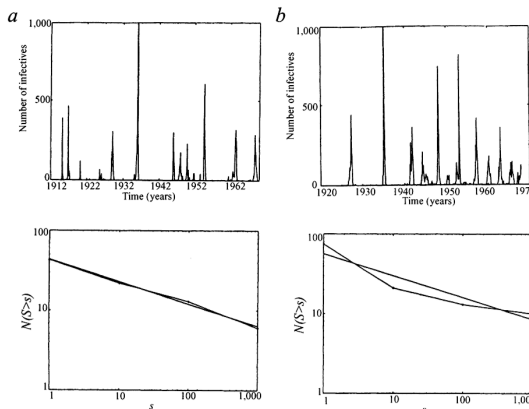
Nutshell

Other kinds of prediction

SIR is the virus

References

# Size distributions



From Rhodes and Anderson, 1996.

The PoCSverse Biological Contagion 50 of 97

Introduction

Simple disease spreading models

Background

Prediction

More models

Toy metapopulation models

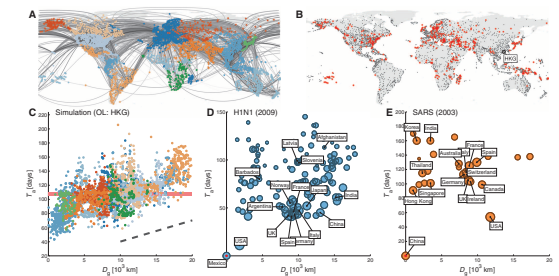
Model output

Nutshell

Other kinds of prediction

SIR is the virus

References



**Fig. 1. Complexity in global, network-driven contagion phenomena.** (A) The global mobility network (GMN). Gray lines represent passenger flows along direct connections between 4069 airports worldwide. Geographic regions are distinguished by color (classified according to network modularity maximization (9)). (B) Temporal snapshot of a simulated global pandemic with initial outbreak location (OU) in Hong Kong (HK). The simulation is based on the metapopulation model defined by Eq. 3 with parameters  $R_0 = 1.5$ ,  $\beta = 0.285 \text{ day}^{-1}$ ,  $\gamma = 2.8 \times 10^{-4} \text{ day}^{-1}$ ,  $\epsilon = 10^{-4}$ . Red symbols depict locations with epidemic arrival times in the time window  $105 \text{ days} \leq T_a \leq 110 \text{ days}$ . Because of the multiscale structure of the underlying network, the spatial distribution of disease prevalence (i.e., the fraction of infected individuals) lacks geometric coherence. No clear wave front is visible, and based on this dynamic state, the OU cannot be easily deduced. (C) For the same simulation as in (B), the panel depicts arrival times  $T_a$  as a function of geographic distance  $D_g$  from the OU (nodes are colored according to geographic region as in (A)) for each of the 4069 nodes in the network. On a global scale,  $T_a$  weakly correlates with geographic distance  $D_g$  ( $R^2 = 0.34$ ). A linear fit yields an average global spreading speed of  $v_g = 321 \text{ km/day}$  (see also Fig. 57). Using  $D_g$  and  $v_g$  to estimate arrival times for specific locations, however, does not work well owing to the strong variability of the arrival times for a given geographic distance. The red horizontal bar corresponds to the arrival time window shown in (B). (D) Arrival times versus geographic distance from the source (Mexico) for the 2009 H1N1 pandemic. Symbols represent 140 affected countries, and symbol size quantifies total traffic per country. Arrival times are defined as the date of the first confirmed case in a given country after the initial outbreak on 17 March 2009. As in the simulated scenario, arrival time and geographic distance are only weakly correlated ( $R^2 = 0.0394$ ). (E) In analogy to (D), the panel depicts the arrival times versus geographic distance from the source (China) of the 2003 SARS epidemic for 29 affected countries worldwide. Arrival times are taken from WHO published data (2). As in (C) and (D), arrival time correlates weakly with geographic distance.

The PoCSverse Biological Contagion 53 of 97

Introduction

Simple disease spreading models

Background

Prediction

More models

Toy metapopulation models

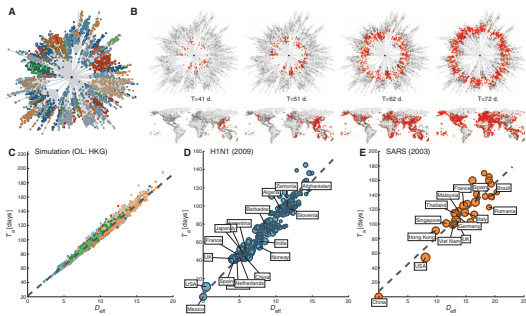
Model output

Nutshell

Other kinds of prediction

SIR is the virus

References



**Fig. 2. Understanding global contagion phenomena using effective distance.** (A) The structure of the shortest path tree (in gray) from Hong Kong (central node). Radial distance represents effective distance  $D_{eff}$  as defined by Eq. 4 and 5. Nodes are colored according to the same scheme as in Fig. 1A. (B) The sequence from left to right of panels depicts the time course of a simulated, model disease with initial outbreak in Hong Kong (HKG), for the same parameter set as used in Fig. 1B. Prevalence is reflected by the redness of the symbols. Each panel compares the state of the system in the conventional geographic representation (bottom) with the effective distance representation (top). The complex spatial pattern in the conventional view is equivalent to a homoge-

neous wave that propagates outwards at constant effective speed in the effective distance representation. (C) Epidemic arrival time  $T_a$  versus effective distance  $D_{eff}$  for the same simulated epidemic as in (B). In contrast to geographic distance (Fig. 1C), effective distance correlates strongly with arrival time ( $R^2 = 0.973$ ). I.e., effective distance is an excellent predictor of arrival times. (D and E) Linear relationship between effective distance and arrival time for the 2009 H1N1 pandemic (D) and the 2003 SARS epidemic (E). The arrival time data are the same as in Fig. 1, D and E. The effective distance was computed from the projected global mobility network between countries. As in the model system, we observe a strong correlation between arrival time and effective distance.



The PoCServe Biological Contagion 55 of 97  
Introduction  
Simple disease spreading models  
Background  
Prediction  
More models  
Toy metapopulation models  
Model output  
Nutchell  
Other kinds of prediction  
SIR is the virus  
References



The PoCServe Biological Contagion 56 of 97  
Introduction  
Simple disease spreading models  
Background  
Prediction  
More models  
Toy metapopulation models  
Model output  
Nutchell  
Other kinds of prediction  
SIR is the virus  
References



## Size distributions

- Vital work but perhaps hard to generalize from...
- ⇒ Create a simple model involving multiscale travel
- Very big question: **What is  $N$ ?**
- Should we model SARS in Hong Kong as spreading in a neighborhood, in Hong Kong, Asia, or the world?
- For simple models, we need to know the final size beforehand...

The PoCServe Biological Contagion 57 of 97  
Introduction  
Simple disease spreading models  
Background  
Prediction  
More models  
Toy metapopulation models  
Model output  
Nutchell  
Other kinds of prediction  
SIR is the virus  
References



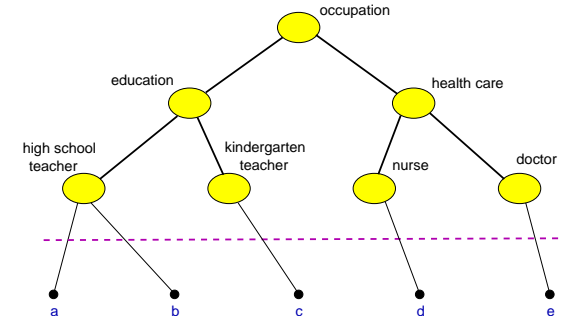
The PoCServe Biological Contagion 59 of 97  
Introduction  
Simple disease spreading models  
Background  
Prediction  
More models  
Toy metapopulation models  
Model output  
Nutchell  
Other kinds of prediction  
SIR is the virus  
References



The PoCServe Biological Contagion 60 of 97  
Introduction  
Simple disease spreading models  
Background  
Prediction  
More models  
Toy metapopulation models  
Model output  
Nutchell  
Other kinds of prediction  
SIR is the virus  
References



## Infer interactions/network from identities



Distance makes sense in identity/context space.

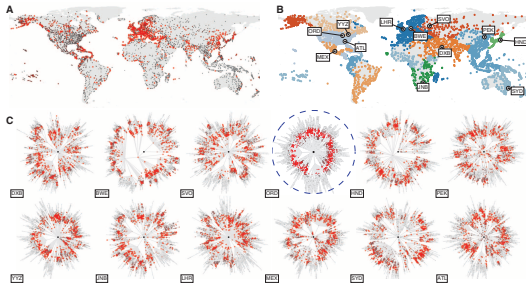
The PoCServe Biological Contagion 61 of 97  
Introduction  
Simple disease spreading models  
Background  
Prediction  
More models  
Toy metapopulation models  
Model output  
Nutchell  
Other kinds of prediction  
SIR is the virus  
References



The PoCServe Biological Contagion 62 of 97  
Introduction  
Simple disease spreading models  
Background  
Prediction  
More models  
Toy metapopulation models  
Model output  
Nutchell  
Other kinds of prediction  
SIR is the virus  
References



The PoCServe Biological Contagion 63 of 97  
Introduction  
Simple disease spreading models  
Background  
Prediction  
More models  
Toy metapopulation models  
Model output  
Nutchell  
Other kinds of prediction  
SIR is the virus  
References



**Fig. 3. Qualitative outbreak reconstruction based on effective distance.** (A) Spatial distribution of prevalence  $I(t)$  at time  $T = 81$  days for OL Chicago (parameters  $\beta = 0.28 \text{ day}^{-1}$ ,  $R_0 = 2.5$ ,  $\gamma = 2.8 \times 10^{-4} \text{ day}^{-1}$ , and  $\epsilon = 10^{-3}$ ). After this time, it is difficult, if not impossible, to determine the correct OL from snapshots of the dynamics. (B) Candidate OLs chosen from different geographic regions. (C) Panels depict the state of the system shown in (A) from the

perspective of each candidate OL, using each OL's shortest path tree representation. Only the actual OL (GRD, circled in blue) produces a circular wavefront. Even for comparable North American airports (Atlanta (ATL), Toronto (YYZ), and Mexico City (MEX)), the wavefronts are not nearly as concentric. Effective distances thus permit the extraction of the correct OL, based on information on the mobility network and a single snapshot of the dynamics.

The PoCServe Biological Contagion 55 of 97  
Introduction  
Simple disease spreading models  
Background  
Prediction  
More models  
Toy metapopulation models  
Model output  
Nutchell  
Other kinds of prediction  
SIR is the virus  
References

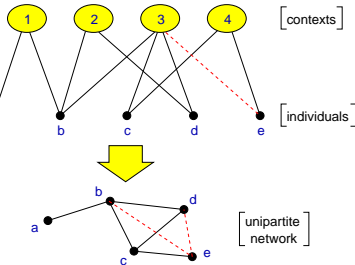


The PoCServe Biological Contagion 56 of 97  
Introduction  
Simple disease spreading models  
Background  
Prediction  
More models  
Toy metapopulation models  
Model output  
Nutchell  
Other kinds of prediction  
SIR is the virus  
References



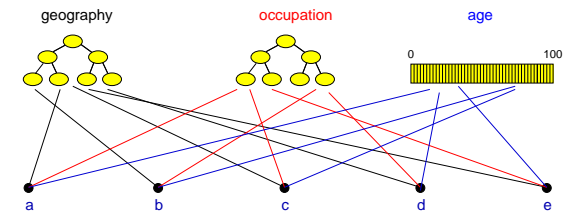
## Improving simple models

### Contexts and Identities—Bipartite networks



- boards of directors
- movies
- transportation modes (subway)

## Generalized context space



(Blau & Schwartz [3], Simmel [20], Breiger [4])

The PoCServe Biological Contagion 59 of 97  
Introduction  
Simple disease spreading models  
Background  
Prediction  
More models  
Toy metapopulation models  
Model output  
Nutchell  
Other kinds of prediction  
SIR is the virus  
References



The PoCServe Biological Contagion 60 of 97  
Introduction  
Simple disease spreading models  
Background  
Prediction  
More models  
Toy metapopulation models  
Model output  
Nutchell  
Other kinds of prediction  
SIR is the virus  
References



## Improving simple models

### Idea for social networks: incorporate identity

Identity is formed from attributes such as:

- Geographic location
- Type of employment
- Age
- Recreational activities

### Groups are crucial...

- formed by people with at least one similar attribute
- Attributes ⇔ Contexts ⇔ Interactions ⇔ Networks. [23]

## A toy agent-based model:



"Multiscale, resurgent epidemics in a hierarchical metapopulation model" [↗](#)  
Watts et al.,  
Proc. Natl. Acad. Sci., **102**, 11157-11162, 2005. [24]

### Geography: allow people to move between contexts

- Locally: standard SIR model with random mixing
- discrete time simulation
- $\beta$  = infection probability
- $\gamma$  = recovery probability
- $P$  = probability of travel
- Movement distance:**  $\Pr(d) \propto \exp(-d/\xi)$
- $\xi$  = typical travel distance

The PoCServe Biological Contagion 59 of 97  
Introduction  
Simple disease spreading models  
Background  
Prediction  
More models  
Toy metapopulation models  
Model output  
Nutchell  
Other kinds of prediction  
SIR is the virus  
References

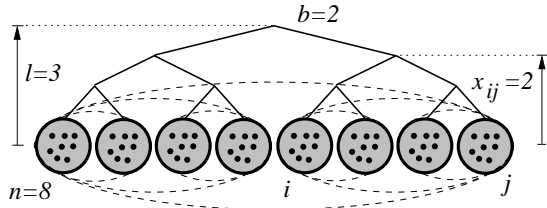


The PoCServe Biological Contagion 60 of 97  
Introduction  
Simple disease spreading models  
Background  
Prediction  
More models  
Toy metapopulation models  
Model output  
Nutchell  
Other kinds of prediction  
SIR is the virus  
References



# A toy agent-based model

## Schematic:

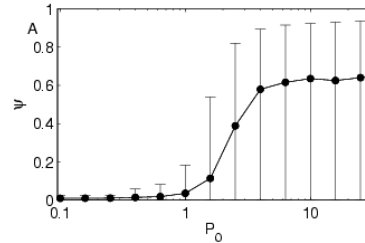


The PoCServe Biological Contagion 64 of 97  
Introduction  
Simple disease spreading models  
Background  
Prediction  
More models  
Toy metapopulation models  
Model output  
Nutchell  
Other kinds of prediction  
SIR is the virus  
References




# Model output

## Varying $P_0$ :



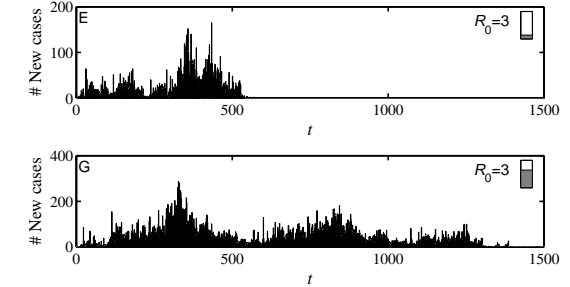
- Transition in expected final size based on typical number of infectives leaving first group (**also sensible**)
- Travel advisories:  $\xi$  has larger effect than  $P_0$ .

The PoCServe Biological Contagion 68 of 97  
Introduction  
Simple disease spreading models  
Background  
Prediction  
More models  
Toy metapopulation models  
Model output  
Nutchell  
Other kinds of prediction  
SIR is the virus  
References



# Model output—resurgence

## Standard model with transport:



The PoCServe Biological Contagion 71 of 97  
Introduction  
Simple disease spreading models  
Background  
Prediction  
More models  
Toy metapopulation models  
Model output  
Nutchell  
Other kinds of prediction  
SIR is the virus  
References



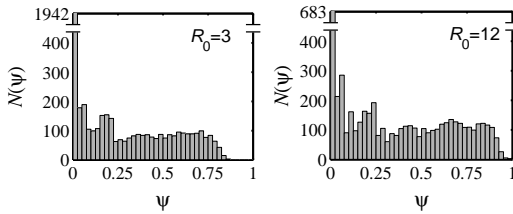
# Model output

- Define  $P_0$  = Expected number of infected individuals **leaving** initially infected context.
- Need  $P_0 > 1$  for disease to spread (independent of  $R_0$ ).
- Limit epidemic size by restricting frequency of travel and/or range

The PoCServe Biological Contagion 66 of 97  
Introduction  
Simple disease spreading models  
Background  
Prediction  
More models  
Toy metapopulation models  
Model output  
Nutchell  
Other kinds of prediction  
SIR is the virus  
References



# Example model output: size distributions



- Flat distributions are possible for certain  $\xi$  and  $P_0$ .
- Different  $R_0$ 's may produce similar distributions
- Same epidemic sizes may arise from different  $R_0$ 's

The PoCServe Biological Contagion 69 of 97  
Introduction  
Simple disease spreading models  
Background  
Prediction  
More models  
Toy metapopulation models  
Model output  
Nutchell  
Other kinds of prediction  
SIR is the virus  
References



# The upshot

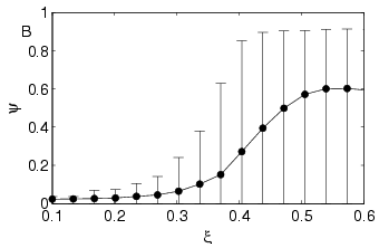
Simple multiscale population structure + stochasticity leads to resurgence + broad epidemic size distributions

The PoCServe Biological Contagion 72 of 97  
Introduction  
Simple disease spreading models  
Background  
Prediction  
More models  
Toy metapopulation models  
Model output  
Nutchell  
Other kinds of prediction  
SIR is the virus  
References



# Model output

## Varying $\xi$ :



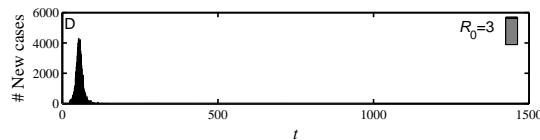
- Transition in expected final size based on typical movement distance (**sensible**)

The PoCServe Biological Contagion 67 of 97  
Introduction  
Simple disease spreading models  
Background  
Prediction  
More models  
Toy metapopulation models  
Model output  
Nutchell  
Other kinds of prediction  
SIR is the virus  
References




# Model output—resurgence


## Standard model:



The PoCServe Biological Contagion 70 of 97  
Introduction  
Simple disease spreading models  
Background  
Prediction  
More models  
Toy metapopulation models  
Model output  
Nutchell  
Other kinds of prediction  
SIR is the virus  
References



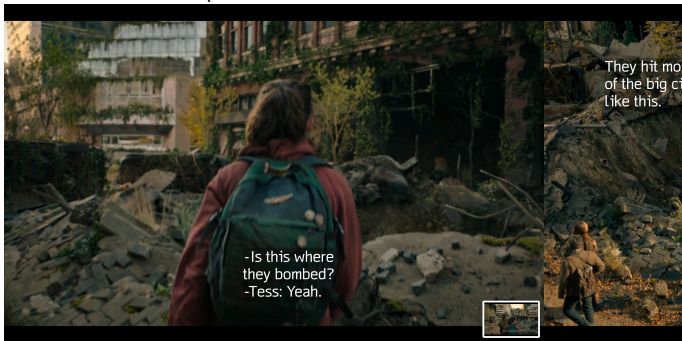
# The Last of Us: Groups



The PoCServe Biological Contagion 73 of 97  
Introduction



## The Last of Us: Groups



## Nutshelling

- For the hierarchical movement model, epidemic size is highly unpredictable
- Model is more complicated than SIR but still simple.
- We haven't even included normal social responses such as travel bans and self-quarantine.
- The reproduction number  $R_0$  is not terribly useful.
- $R_0$ , however measured, is not informative about
  - how likely the observed epidemic size was,
  - and how likely future and how likely future epidemics will be.
- Problem:  $R_0$  summarises one epidemic after the fact and enfold movement, the price of bananas, everything.

Introduction  
Simple disease spreading models  
Background  
Prediction  
More models  
Toy metapopulation models  
Model output  
Nutshell  
Other kinds of prediction  
SIR is the virus

References



## Conclusions

- Disease's spread is highly sensitive to population structure.
- Rare events may matter enormously: e.g., an infected individual taking an international flight.
- More support for controlling population movement: e.g., travel advisories, quarantine

Introduction  
Simple disease spreading models  
Background  
Prediction  
More models  
Toy metapopulation models  
Model output  
Nutshell  
Other kinds of prediction  
SIR is the virus

References



## Nutshelling

### What to do:

- Need to separate movement from disease
- $R_0$  needs a friend or two.
- Need  $R_0 > 1$  and  $P_0 > 1$  and  $\xi$  sufficiently large for disease to have a chance of spreading
- And in general: keep building up the kitchen sink models.

### More wondering:

- Exactly how important are rare events in disease spreading?
- Again, what is  $N$ ?

## Krugman, 1998: "Why most economists' predictions are wrong."



"The growth of the Internet will slow drastically, as the flaw in "Metcalfe's law"—which states that the number of potential connections in a network is proportional to the square of the number of participants—becomes apparent: most people have nothing to say to each other! By 2005 or so, it will become clear that the Internet's impact on the economy has been no greater than the fax machine's."<sup>1</sup>

<sup>1</sup><http://www.redherring.com/mag/issue55/economics.html>

## Economics, Schmeconomics

### Alan Greenspan (September 18, 2007):

"I've been dealing with these big mathematical models of forecasting the economy ...

If I could figure out a way to determine whether or not people are more fearful or changing to more euphoric,

I don't need any of this other stuff.

I could forecast the economy better than any way I know."



<http://wikipedia.org>

Simple disease spreading models  
Background  
Prediction  
More models  
Toy metapopulation models  
Model output  
Nutshell  
Other kinds of prediction  
SIR is the virus

References



Introduction  
Simple disease spreading models  
Background  
Prediction  
More models  
Toy metapopulation models  
Model output  
Nutshell  
Other kinds of prediction  
SIR is the virus

References



## Economics, Schmeconomics

### Greenspan continues:

"The trouble is that we can't figure that out. I've been in the forecasting business for 50 years. I'm no better than I ever was, and nobody else is. Forecasting 50 years ago was as good or as bad as it is today. And the reason is that human nature hasn't changed. We can't improve ourselves."

### Jon Stewart:

"You just bugged the @\*!# out of me."



[wildbluffmedia.com](http://wildbluffmedia.com)

- From the Daily Show (September 18, 2007)
- The full episode is here:

<http://www.cc.com/video-clips/cenrt5/the-daily-show-with-jon-st>

## Predicting social catastrophe isn't easy...

### "Greenspan Concedes Error on Regulation"

- ...humbled Mr. Greenspan admitted that he had put too much faith in the self-correcting power of free markets ...
- "Those of us who have looked to the self-interest of lending institutions to protect shareholders' equity, myself included, are in a state of shocked disbelief"
- Rep. Henry A. Waxman: "Do you feel that your ideology pushed you to make decisions that you wish you had not made?"
- Mr. Greenspan conceded: "Yes, I've found a flaw. I don't know how significant or permanent it is. But I've been very distressed by that fact."

New York Times, October 23, 2008

## Economics, Schmeconomics

### James K. Galbraith:

NYT But there are at least 15,000 professional economists in this country, and you're saying only two or three of them foresaw the mortgage crisis? [JKG] Ten or 12 would be closer than two or three.

NYT What does that say about the field of economics, which claims to be a science? [JKG] It's an enormous blot on the reputation of the profession. There are thousands of economists. Most of them teach. And most of them teach a theoretical framework that has been shown to be fundamentally useless.

From the New York Times, 11/02/2008

Simple disease spreading models  
Background  
Prediction  
More models  
Toy metapopulation models  
Model output  
Nutshell  
Other kinds of prediction  
SIR is the virus

References



Introduction  
Simple disease spreading models  
Background  
Prediction  
More models  
Toy metapopulation models  
Model output  
Nutshell  
Other kinds of prediction  
SIR is the virus

References



Introduction  
Simple disease spreading models  
Background  
Prediction  
More models  
Toy metapopulation models  
Model output  
Nutshell  
Other kinds of prediction  
SIR is the virus

References





# "Waiter! There's an SIR model randomly mixing in my soup."


Other attempts to use SIR elsewhere:

- Adoption of ideas/beliefs (Goffman & Newell, 1964) [11]
- Spread of rumors (Daley & Kendall, 1965) [8]
- Diffusion of innovations (Bass, 1969) [2]
- Spread of fanatical behavior (Castillo-Chávez & Song, 2003)
- Spread of Feynmann diagrams (Bettencourt et al., 2006)

Social contagion:


- SIR may apply sometimes ...
- But we need new fundamental models.
- Next up: Thresholds.

# We really should know social contagion is different but ...



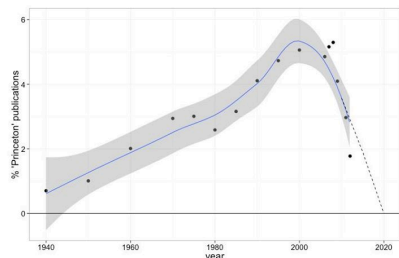
"It's contagious: Rethinking a metaphor dialogically" [↗](#)  
Warren and Power, Culture & Psychology, 21, 359–379, 2015. [22]

"Facebook will lose 80% of users by 2017, say Princeton researchers" [↗](#) (Guardian, 2014)



"Epidemiological modeling of online social network dynamics" [↗](#)  
Spechler and Cannarella, Available online at <https://arxiv.org/abs/1401.4208>, 2014. [21]

# The Facebook Data Science team's response [↗](#):



Mike Develin, Lada Adamic, and Sean Taylor.

The PoCSVerse Biological Contagion 87 of 97

Introduction

Simple disease spreading models

Background

Prediction

More models

Toy metapopulation models

Model output

Nutshell

Other kinds of prediction

SIR is the virus

References



The PoCSVerse Biological Contagion 88 of 97

Introduction

Simple disease spreading models

Background

Prediction

More models

Toy metapopulation models

Model output

Nutshell

Other kinds of prediction

SIR is the virus

References



The PoCSVerse Biological Contagion 89 of 97

Introduction

Simple disease spreading models

Background

Prediction

More models

Toy metapopulation models

Model output

Nutshell

Other kinds of prediction

SIR is the virus

References



# References I

- N. T. J. Bailey. The Mathematical Theory of Infectious Diseases and Its Applications. Griffin, London, Second edition, 1975.
- F. Bass. A new product growth model for consumer durables. Manage. Sci., 15:215–227, 1969. [pdf ↗](#)
- P. M. Blau and J. E. Schwartz. Crosscutting Social Circles. Academic Press, Orlando, FL, 1984.
- R. L. Breiger. The duality of persons and groups. Social Forces, 53(2):181–190, 1974. [pdf ↗](#)

# References II

- D. Brockmann and D. Helbing. The hidden geometry of complex, network-driven contagion phenomena. Science, 342:1337–1342, 2013. [pdf ↗](#)
- A. D. Cliff, P. Haggett, J. K. Ord, and G. R. Versey. Spatial diffusion: an historical geography of epidemics in an island community. Cambridge University Press, Cambridge, UK, 1981.
- V. Colizza, A. Barrat, M. Barthelme, A.-J. Valleron, and A. Vespignani. Modeling the worldwide spread of pandemic influenza: Baseline case and containment interventions. PLoS Med., 4:e13, 2007. [pdf ↗](#)

# References III

- D. J. Daley and D. G. Kendall. Stochastic rumours. J. Inst. Math. Appl., 1:42–55, 1965.
- S. Eubank, H. Guclu, V. S. A. Kumar, M. V. Marathe, A. Srinivasan, Z. Toroczkai, and N. Wang. Modelling disease outbreaks in realistic urban social networks. Nature, 429:180–184, 2004. [pdf ↗](#)
- J. Gleick. The Information: A History, A Theory, A Flood. Pantheon, 2011.
- W. Goffman and V. A. Newill. Generalization of epidemic theory: An application to the transmission of ideas. Nature, 204:225–228, 1964. [pdf ↗](#)

The PoCSVerse Biological Contagion 90 of 97

Introduction

Simple disease spreading models

Background

Prediction

More models

Toy metapopulation models

Model output

Nutshell

Other kinds of prediction

SIR is the virus

References



The PoCSVerse Biological Contagion 91 of 97

Introduction

Simple disease spreading models

Background

Prediction

More models

Toy metapopulation models

Model output

Nutshell

Other kinds of prediction

SIR is the virus

References



The PoCSVerse Biological Contagion 92 of 97

Introduction

Simple disease spreading models

Background

Prediction

More models

Toy metapopulation models

Model output

Nutshell

Other kinds of prediction

SIR is the virus

References



# References IV

- E. Hoffer. The True Believer: On The Nature Of Mass Movements. Harper and Row, New York, 1951.
- E. Hoffer. The Passionate State of Mind: And Other Aphorisms. Buccaneer Books, 1954.
- W. O. Kermack and A. G. McKendrick. A contribution to the mathematical theory of epidemics. Proc. R. Soc. Lond. A, 115:700–721, 1927. [pdf ↗](#)

# References V

- W. O. Kermack and A. G. McKendrick. A contribution to the mathematical theory of epidemics. III. Further studies of the problem of endemicity. Proc. R. Soc. Lond. A, 141(843):94–122, 1927. [pdf ↗](#)
- W. O. Kermack and A. G. McKendrick. Contributions to the mathematical theory of epidemics. II. The problem of endemicity. Proc. R. Soc. Lond. A, 138(834):55–83, 1927. [pdf ↗](#)
- I. M. Longini. A mathematical model for predicting the geographic spread of new infectious agents. Math. Biosci., 90:367–383, 1988.

# References VI

- J. D. Murray. Mathematical Biology. Springer, New York, Third edition, 2002.
- C. J. Rhodes and R. M. Anderson. Power laws governing epidemics in isolated populations. Nature, 381:600–602, 1996. [pdf ↗](#)
- G. Simmel. The number of members as determining the sociological form of the group. I. American Journal of Sociology, 8:1–46, 1902.

The PoCSVerse Biological Contagion 93 of 97

Introduction

Simple disease spreading models

Background

Prediction

More models

Toy metapopulation models

Model output

Nutshell

Other kinds of prediction

SIR is the virus

References



The PoCSVerse Biological Contagion 94 of 97

Introduction

Simple disease spreading models

Background

Prediction

More models

Toy metapopulation models

Model output

Nutshell

Other kinds of prediction

SIR is the virus

References



The PoCSVerse Biological Contagion 95 of 97

Introduction

Simple disease spreading models

Background

Prediction

More models

Toy metapopulation models

Model output

Nutshell

Other kinds of prediction

SIR is the virus

References



## References VII

- [21] J. A. Spechler and J. Cannarella.  
Epidemiological modeling of online social network dynamics.  
Available online at <https://arxiv.org/abs/1401.4208>, 2014. pdf ↗
- [22] Z. J. Warren and S. A. Power.  
It's contagious: Rethinking a metaphor dialogically.  
[Culture & Psychology](#), 21:359–379, 2015. pdf ↗
- [23] D. J. Watts, P. S. Dodds, and M. E. J. Newman.  
Identity and search in social networks.  
[Science](#), 296:1302–1305, 2002. pdf ↗

The PoCVerse  
**Biological Contagion**  
96 of 97  
Introduction  
Simple disease spreading models  
Background  
Prediction  
More models  
Toy metapopulation models  
Model output  
Nuts&hell  
Other kinds of prediction  
SIR is the virus  
**References**



## References VIII

- [24] D. J. Watts, R. Muhamad, D. Medina, and P. S. Dodds.  
Multiscale, resurgent epidemics in a hierarchical metapopulation model.  
[Proc. Natl. Acad. Sci.](#), 102(32):11157–11162, 2005.  
pdf ↗

The PoCVerse  
**Biological Contagion**  
97 of 97  
Introduction  
Simple disease spreading models  
Background  
Prediction  
More models  
Toy metapopulation models  
Model output  
Nuts&hell  
Other kinds of prediction  
SIR is the virus  
**References**

