

System Robustness

Last updated: 2022/08/28, 03:24:52 EDT

Principles of Complex Systems, Vols. 1, 2, & 3D
CSYS/MATH 300, 303, & 394, 2022-2023 | @pocsvox

Prof. Peter Sheridan Dodds | @peterdodds

Computational Story Lab | Vermont Complex Systems Center
Santa Fe Institute | University of Vermont



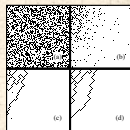
PoCS
@pocsvox

System
Robustness

Robustness

HOT theory
Narrative causality
Random forests
Self-Organized Criticality
COLD theory
Network robustness

References



Licensed under the *Creative Commons Attribution-NonCommercial-ShareAlike 3.0 License*.



These slides are brought to you by:

PoCS
@pocsvox

System
Robustness

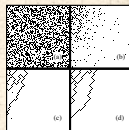
Sealie & Lambie
Productions



Robustness

HOT theory
Narrative causality
Random forests
Self-Organized Criticality
COLD theory
Network robustness

References




These slides are also brought to you by:

PoCS
@pocsvox

System
Robustness

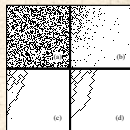
Special Guest Executive Producer





Robustness

- HOT theory
- Narrative causality
- Random forests
- Self-Organized Criticality
- COLD theory
- Network robustness

References



 On Instagram at [pratchett_the_cat](https://www.instagram.com/pratchett_the_cat) 



Outline

PoCS
@pocsvox

System
Robustness

Robustness

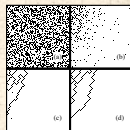
- HOT theory
- Narrative causality
- Random forests
- Self-Organized Criticality
- COLD theory
- Network robustness


Robustness









- HOT theory
- Narrative causality
- Random forests
- Self-Organized Criticality
- COLD theory
- Network robustness


References


References



 Many complex systems are prone to cascading catastrophic failure: **exciting!!!**

-  Blackouts
-  Disease outbreaks
-  Wildfires
-  Earthquakes
-  Organisms, individuals and societies
-  Ecosystems
-  Cities
-  Myths: Achilles.

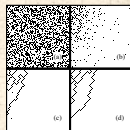
 But complex systems also show persistent **robustness** (not as exciting but important...)

 Robustness and Failure may be a power-law story...

Robustness

HOT theory
Narrative causality
Random forests
Self-Organized Criticality
COLD theory
Network robustness


References



Our emblem of Robust-Yet-Fragile:

PoCS
@pocsvox


System
Robustness



Robustness

- HOT theory**
- Narrative causality
- Random forests
- Self-Organized Criticality
- COLD theory
- Network robustness

References



“Trouble ...”

Robustness

HOT theory

Narrative causality


Random forests


Self-Organized Criticality

COLD theory


Network robustness


References






 System robustness may result from


1. Evolutionary processes
2. Engineering/Design

 Idea: Explore systems optimized to perform under uncertain conditions.

 The handle:
'Highly Optimized Tolerance' (HOT) [4, 5, 6, 10]

 The catchphrase: Robust yet Fragile

 The people: Jean Carlson and John Doyle 

 Great abstracts of the world #73: "There aren't any." [7]

Robustness

HOT theory

Narrative causality


Random forests

Self-Organized Criticality

COLD theory

Network robustness

References



Features of HOT systems: [5, 6]


- High performance and robustness
- Designed/evolved to handle known stochastic environmental variability
- Fragile** in the face of unpredicted environmental signals
- Highly specialized, low entropy configurations
- Power-law distributions appear (of course...)

Robustness

HOT theory

Narrative causality
Random forests
Self-Organized Criticality
COLD theory
Network robustness

References




HOT combines things we've seen:

- Variable transformation
 - Constrained optimization
- Need power law transformation between variables: $(Y = X^{-\alpha})$
 - Recall PLIPLLO is bad...
 - MIWO is good: Mild In, Wild Out
 - X has a characteristic size but Y does not

Robustness

HOT theory
Narrative causality
Random forests
Self-Organized Criticality
COLD theory
Network robustness

References




Forest fire example: [5]

- 🧱 Square $N \times N$ grid
- 🧱 Sites contain a tree with probability $\rho =$ density
- 🧱 Sites are empty with probability $1 - \rho$
- 🧱 Fires start at location (i, j) according to some distribution P_{ij}
- 🧱 Fires spread from tree to tree (nearest neighbor only)
- 🧱 Connected clusters of trees burn completely
- 🧱 Empty sites block fire
- 🧱 **Best case scenario:**
Build firebreaks to maximize average # trees left intact given one spark

Robustness

HOT theory
Narrative causality
Random forests
Self-Organized Criticality
COLD theory
Network robustness

References



Forest fire example: [5]

- Build a forest by adding one tree at a time
- Test D ways of adding one tree
- $D =$ design parameter
- Average over $P_{i,j}$ = spark probability
- $D = 1$: random addition
- $D = N^2$: test all possibilities


Measure average area of forest left untouched

- $f(c)$ = distribution of fire sizes c (= cost)
- Yield = $Y = \rho - \langle c \rangle$

Robustness

HOT theory
Narrative causality
Random forests
Self-Organized Criticality
COLD theory
Network robustness

References



Specifics:



$$P_{ij} = P_{i;a_x,b_x} P_{j;a_y,b_y}$$

where

$$P_{i;a,b} \propto e^{-[(i+a)/b]^2}$$



In the original work, $b_y > b_x$



Distribution has more width in y direction.

Robustness

HOT theory

Narrative causality


Random forests

Self-Organized Criticality

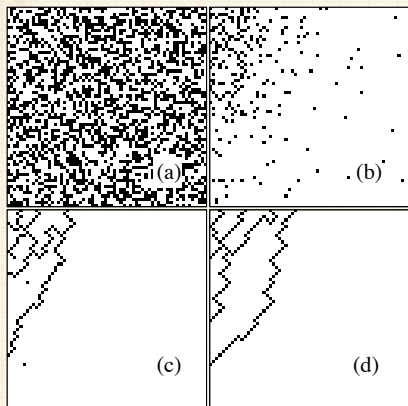
COLD theory

Network robustness

References



HOT Forests



$$N = 64$$

$$(a) D = 1$$

$$(b) D = 2$$

$$(c) D = N$$

$$(d) D = N^2$$

P_{ij} has a
Gaussian decay


[5]

- Optimized forests do well on average (robustness)
- But rare extreme events occur (fragility)

Robustness

HOT theory
Narrative causality
Random forests
Self-Organized Criticality
COLD theory
Network robustness

References



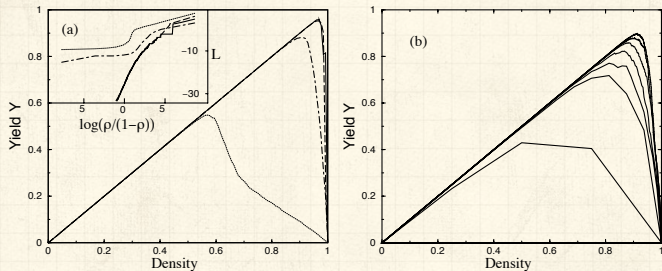


FIG. 2. Yield vs density $Y(\rho)$: (a) for design parameters $D = 1$ (dotted curve), 2 (dot-dashed), N (long dashed), and N^2 (solid) with $N = 64$, and (b) for $D = 2$ and $N = 2, 2^2, \dots, 2^7$ running from the bottom to top curve. The results have been averaged over 100 runs. The inset to (a) illustrates corresponding loss functions $L = \log[\langle f \rangle / (1 - \langle f \rangle)]$, on a scale which more clearly differentiates between the curves.


[5]

Robustness

- HOT theory
- Narrative causality
- Random forests
- Self-Organized Criticality
- COLD theory
- Network robustness

References



 Y = 'the average density of trees left unburned in a configuration after a single spark hits.' [5]

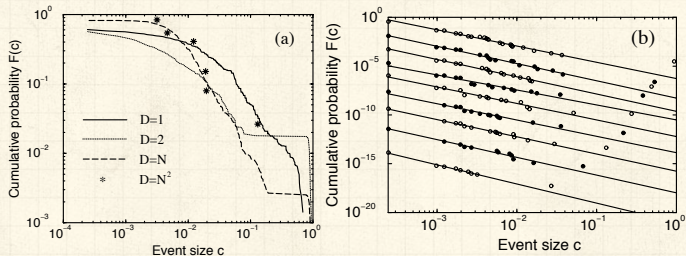


FIG. 3. Cumulative distributions of events $F(c)$: (a) at peak yield for $D = 1, 2, N$, and N^2 with $N = 64$, and (b) for $D = N^2$, and $N = 64$ at equal density increments of 0.1, ranging at $\rho = 0.1$ (bottom curve) to $\rho = 0.9$ (top curve).

Robustness

HOT theory

Narrative causality


Random forests

Self-Organized Criticality

COLD theory

Network robustness

References



Narrative causality:

Robustness

HOT theory

Narrative causality

Random forests

Self-Organized Criticality

COLD theory

Network robustness

References




$D = 1$: Random forests = Percolation ^[11]

- Randomly add trees.
- Below critical density ρ_c , no fires take off.
- Above critical density ρ_c , percolating cluster of trees burns.
- Only at ρ_c , the critical density, is there a power-law distribution of tree cluster sizes.
- Forest is random and featureless.

Robustness

HOT theory
Narrative causality
Random forests
Self-Organized Criticality
COLD theory
Network robustness

References




HOT forests nutshell:

- Highly structured
- Power law distribution of tree cluster sizes for a broad range of ρ , including below ρ_c .
- No specialness of ρ_c
- Forest states are **tolerant**
- Uncertainty is okay if well characterized
- If P_{ij} is characterized poorly or changes too fast, failure becomes **highly likely**
- Growth is key to toy model which is both algorithmic and physical.
- HOT theory is more general than just this toy model.

Robustness

HOT theory
Narrative causality
Random forests
Self-Organized Criticality
COLD theory
Network robustness

References



HOT forests—Real data:

“Complexity and Robustness,” Carlson & Dolye^[6]

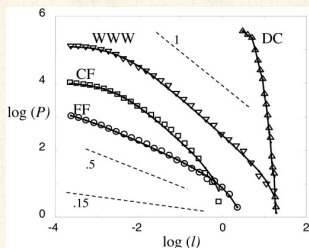


Fig. 1. Log-log (base 10) comparison of DC, WWW, CF, and FF data (symbols) with PLR models (solid lines) (for $\beta = 0, 0.9, 0.9, 1.85$, or $\alpha = 1/\beta = \infty, 1.1, 1.1, 0.054$, respectively) and the SOC FF model ($\alpha = 0.15$, dashed). Reference lines of $\alpha = 0.5, 1$ (dashed) are included. The cumulative distributions of frequencies $\mathcal{P}(l \geq l_i)$ vs. l_i describe the areas burned in the largest 4,284 fires from 1986 to 1995 on all of the U.S. Fish and Wildlife Service Lands (FF) (17), the >10,000 largest California brushfires from 1878 to 1999 (CF) (18), 130,000 web file transfers at Boston University during 1994 and 1995 (WWW) (19), and code words from DC. The size units [1,000 km² (FF and CF), megabytes (WWW), and bytes (DC)] and the logarithmic decimation of the data are chosen for visualization.

These are CCDFs
(Eek: $P, \mathcal{P}(l \geq l_i)$)



PLR = probability-loss-resource.



Minimize cost subject to resource (barrier) constraints:

$$C = \sum_i p_i l_i$$

given

$$l_i = f(r_i) \text{ and } \sum r_i \leq R.$$



DC = Data Compression.




Horror: log. Screaming:
“The base! What is the base!?”
“You monsters!”


Robustness

- HOT theory
- Narrative causality
- Random forests
- Self-Organized Criticality
- COLD theory
- Network robustness


References




The abstract story, using figurative forest fires:

 Given some measure of failure size y_i and correlated resource size x_i with relationship

$$y_i = x_i^{-\alpha}, i = 1, \dots, N_{\text{sites}}.$$

 Design system to minimize $\langle y \rangle$ subject to a constraint on the x_i .

 Minimize cost:

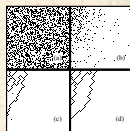
$$C = \sum_{i=1}^{N_{\text{sites}}} \Pr(y_i) y_i$$

Subject to $\sum_{i=1}^{N_{\text{sites}}} x_i = \text{constant}.$

Robustness

HOT theory
Narrative causality
Random forests
Self-Organized Criticality
COLD theory
Network robustness

References





1. Cost: Expected size of fire:

$$C_{\text{fire}} \propto \sum_{i=1}^{N_{\text{sites}}} p_i a_i.$$

a_i = area of i th site's region, and p_i = avg. prob. of fire at i th site over some time frame.

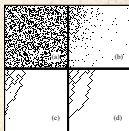
2. Constraint: building and maintaining firewalls. Per unit area, and over same time frame:

$$C_{\text{firewalls}} \propto \sum_{i=1}^{N_{\text{sites}}} a_i^{1/2} a_i^{-1}.$$

-  We are assuming **isometry**.
-  In d dimensions, $1/2$ is replaced by $(d-1)/d$

3. Insert question from assignment 7 to find:

$$\Pr(a_i) \propto a_i^{-\gamma}.$$



Continuum version:

1. Cost function:

$$\langle C \rangle = \int C(\vec{x})p(\vec{x})d\vec{x}$$

where C is some cost to be evaluated at each point in space \vec{x} (e.g., $V(\vec{x})^\alpha$), and $p(\vec{x})$ is the probability an Ewok jabs position \vec{x} with a sharpened stick (or equivalent).

2. Constraint:

$$\int R(\vec{x})d\vec{x} = c$$

where c is a constant.

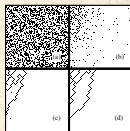


Claim/observation is that typically [4]

$$V(\vec{x}) \sim R^{-\beta}(\vec{x})$$



For spatial systems with barriers: $\beta = d$.

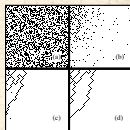



The Emperor's Robust-Yet-Fragileness:

Robustness

HOT theory
Narrative causality
Random forests
Self-Organized Criticality
COLD theory
Network robustness

References





SOC = Self-Organized Criticality

- ☰ Idea: natural dissipative systems exist at 'critical states';
- ☰ Analogy: Ising model with temperature somehow self-tuning;
- ☰ Power-law distributions of sizes and frequencies arise 'for free';
- ☰ Introduced in 1987 by Bak, Tang, and Wiesenfeld [3, 2, 8]:
"Self-organized criticality - an explanation of $1/f$ noise" (PRL, 1987);
- ☰ **Problem:** Critical state is a very specific point;
- ☰ Self-tuning not always possible;
- ☰ Much criticism and arguing...

Robustness

HOT theory

Narrative causality

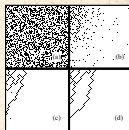
Random forests

Self-Organized Criticality

COLD theory

Network robustness

References





“How Nature Works: the Science of
Self-Organized Criticality” [a](#) [↗](#)
by Per Bak (1997). [2]

Avalanches of Sand and Rice ...

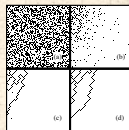


Robustness

HOT theory
Narrative causality
Random forests

Self-Organized Criticality
COLD theory
Network robustness

References











"Complexity and Robustness"

Carlson and Doyle,
Proc. Natl. Acad. Sci., **99**, 2538–2545,
2002. [6]

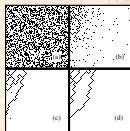
Robustness

HOT theory
Narrative causality
Random forests
Self-Organized Criticality
COLD theory
Network robustness

HOT versus SOC

-  Both produce power laws
-  Optimization versus self-tuning
-  HOT systems viable over a wide range of high densities
-  SOC systems have one special density
-  HOT systems produce specialized structures
-  SOC systems produce generic structures

References



HOT theory—Summary of designed tolerance ^[6]

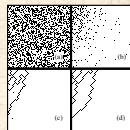
Table 1. Characteristics of SOC, HOT, and data

	Property	SOC	HOT and Data
1	Internal configuration	Generic, homogeneous, self-similar	Structured, heterogeneous, self-dissimilar
2	Robustness	Generic	Robust, yet fragile
3	Density and yield	Low	High
4	Max event size	Infinitesimal	Large
5	Large event shape	Fractal	Compact
6	Mechanism for power laws	Critical internal fluctuations	Robust performance
7	Exponent α	Small	Large
8	α vs. dimension d	$\alpha \approx (d - 1)/10$	$\alpha \approx 1/d$
9	DDOFs	Small (1)	Large (∞)
10	Increase model resolution	No change	New structures, new sensitivities
11	Response to forcing	Homogeneous	Variable

Robustness

HOT theory
Narrative causality
Random forests
Self-Organized Criticality
COLD theory
Network robustness

References



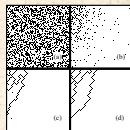
Avoidance of large-scale failures

- Constrained Optimization with Limited Deviations ^[9]
- Weight cost of larges losses more strongly
- Increases average cluster size of burned trees...
- ... but reduces chances of catastrophe
- Power law distribution of fire sizes is truncated

Robustness

HOT theory
Narrative causality
Random forests
Self-Organized Criticality
COLD theory
Network robustness

References



Observed:

- Power law distributions often have an exponential cutoff

$$P(x) \sim x^{-\gamma} e^{-x/x_c}$$

where x_c is the approximate cutoff scale.

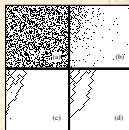
- May be Weibull distributions:

$$P(x) \sim x^{-\gamma} e^{-ax^{-\gamma+1}}$$





Robustness

HOT theory
Narrative causality
Random forests
Self-Organized Criticality
COLD theory
Network robustness

References



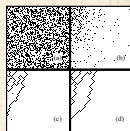
We'll return to this later on:

-  Network robustness.
-  Albert et al., Nature, 2000:
"Error and attack tolerance of complex networks" ^[1]
-  General contagion processes acting on complex networks. ^[13, 12]
-  Similar robust-yet-fragile stories ...

Robustness

HOT theory
Narrative causality
Random forests
Self-Organized Criticality
COLD theory
Network robustness

References

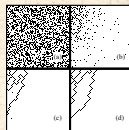


The Emperor's Robust-Yet-Fragileness:




Robustness

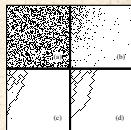
HOT theory
Narrative causality
Random forests
Self-Organized Criticality
COLD theory
Network robustness

References



References I

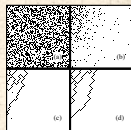
- [1] R. Albert, H. Jeong, and A.-L. Barabási.
Error and attack tolerance of complex networks.
[Nature](#), 406:378–382, 2000. [pdf](#) 
- [2] P. Bak.
How Nature Works: the Science of Self-Organized
Criticality.
Springer-Verlag, New York, 1997.
- [3] P. Bak, C. Tang, and K. Wiesenfeld.
Self-organized criticality - an explanation of $1/f$
noise.
[Phys. Rev. Lett.](#), 59(4):381–384, 1987. [pdf](#) 
- [4] J. M. Carlson and J. Doyle.
Highly optimized tolerance: A mechanism for
power laws in designed systems.
[Phys. Rev. E](#), 60(2):1412–1427, 1999. [pdf](#) 



- [5] J. M. Carlson and J. Doyle.
Highly optimized tolerance: Robustness and design in complex systems.
[Phys. Rev. Lett., 84\(11\):2529–2532, 2000. pdf](#)
- [6] J. M. Carlson and J. Doyle.
Complexity and robustness.
[Proc. Natl. Acad. Sci., 99:2538–2545, 2002. pdf](#)
- [7] J. Doyle.
Guaranteed margins for LQG regulators.
[IEEE Transactions on Automatic Control, 23:756–757, 1978. pdf](#)

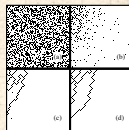
Robustness
HOT theory
Narrative causality
Random forests
Self-Organized Criticality
COLD theory
Network robustness

[References](#)




References III

- [8] H. J. Jensen.
Self-Organized Criticality: Emergent Complex Behavior in Physical and Biological Systems.
Cambridge Lecture Notes in Physics. Cambridge University Press, Cambridge, UK, 1998.
- [9] M. E. J. Newman, M. Girvan, and J. D. Farmer.
Optimal design, robustness, and risk aversion.
Phys. Rev. Lett., 89:028301, 2002.
- [10] D. Sornette.
Critical Phenomena in Natural Sciences.
Springer-Verlag, Berlin, 1st edition, 2003.
- [11] D. Stauffer and A. Aharony.
Introduction to Percolation Theory.
Taylor & Francis, Washington, D.C., Second edition, 1992.



- [12] D. J. Watts and P. S. Dodds.
Influentials, networks, and public opinion
formation.
[Journal of Consumer Research](#), 34:441–458, 2007.

pdf 

- [13] D. J. Watts, P. S. Dodds, and M. E. J. Newman.
Identity and search in social networks.
[Science](#), 296:1302–1305, 2002. pdf 

Robustness

HOT theory
Narrative causality
Random forests
Self-Organized Criticality
COLD theory
Network robustness

References

