

# Semester projects

Last updated: 2022/08/29, 07:53:24 EDT

Principles of Complex Systems, Vols. 1, 2, & 3D  
CSYS/MATH 300, 303, & 394, 2022-2023 | @pocsvox

Prof. Peter Sheridan Dodds | @peterdodds

Computational Story Lab | Vermont Complex Systems Center  
Santa Fe Institute | University of Vermont



Licensed under the *Creative Commons Attribution-NonCommercial-ShareAlike 3.0 License*.

These slides are brought to you by:

Sealie & Lambie  
Productions



The PoCSverse  
Semester projects  
2 of 74

[The Plan](#)

[Suggestions for  
Projects](#)

[Archive](#)


[References](#)





# These slides are also brought to you by:

## Special Guest Executive Producer



The PoCSverse  
Semester projects  
3 of 74



The Plan

Suggestions for  
Projects

Archive

References



 On Instagram at [pratchett\\_the\\_cat](https://www.instagram.com/pratchett_the_cat) 

# Outline

The PoCSverse  
Semester projects  
4 of 74

The Plan

Suggestions for  
Projects

Archive

References

The Plan

Suggestions for Projects

Archive

References



# Semester projects—Usual plan:

## Requirements:

1. 2 minute introduction to project ( $n$ th week).

# Semester projects—Usual plan:

## Requirements:

1. 2 minute introduction to project ( $n$ th week).
2. 4 minute final presentation.



# Semester projects—Usual plan:

## Requirements:

1. 2 minute introduction to project ( $n$ th week).
2. 4 minute final presentation.
3. Report:  $\geq 4$  pages (single space), journal-style

# Semester projects—Usual plan:

## Requirements:

1. 2 minute introduction to project ( $n$ th week).
2. 4 minute final presentation.
3. Report:  $\geq 4$  pages (single space), journal-style
4. And/Or: Online visualization.

# Semester projects—Usual plan:

## Requirements:

1. 2 minute introduction to project ( $n$ th week).
2. 4 minute final presentation.
3. Report:  $\geq 4$  pages (single space), journal-style
4. And/Or: Online visualization.
5. Use Github for code and data visualizations.

# Semester projects—Usual plan:

## Requirements:

1. 2 minute introduction to project ( $n$ th week).
2. 4 minute final presentation.
3. Report:  $\geq 4$  pages (single space), journal-style
4. And/Or: Online visualization.
5. Use Github for code and data visualizations.
6. Work in teams of 2 or 3.





# Semester projects—Usual plan:



## Requirements:










1. 2 minute introduction to project ( $n$ th week).
2. 4 minute final presentation.
3. Report:  $\geq 4$  pages (single space), journal-style
4. And/Or: Online visualization.
5. Use Github for code and data visualizations.
6. Work in teams of 2 or 3.

## Goals can range a great deal:

-  Understand, critique, and communicate published work.
-  Seed research papers or help papers along.

# The narrative hierarchy—Stories and Storytelling on all Scales: ↗

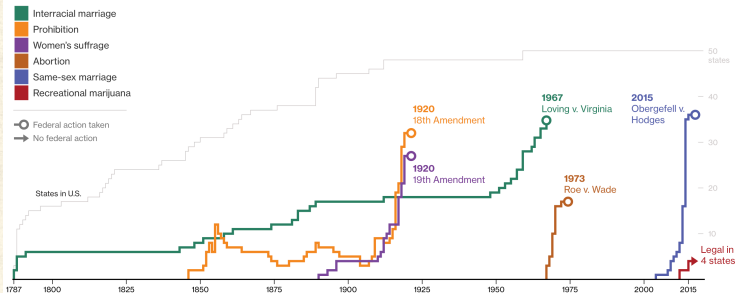


-  1 to 3 word encapsulation = a soundbite = a buzzframe,
-  1 sentence, title,
-  few sentences, a haiku,
-  a paragraph, abstract,
-  short paper, essay,
-  long paper,
-  chapter,
-  book,
-  ...

# “This Is How Fast America Changes Its Mind”

## Tracking the Pace of Social Change

Number of states that have removed a ban, by year  
(Prohibition shows the number of states that enacted)













Alex Tribou and Keith Collins, 2015

 Flesch–Kincaid readability tests 




$$206.835 - 1.015 \left( \frac{\text{total words}}{\text{total sentences}} \right) - 84.6 \left( \frac{\text{total syllables}}{\text{total words}} \right)$$









## Big data-ishness of sociotechnical nature:

-  Dynamics of any thematically connected subset of words on Twitter
-  Extend bot follower detection per NYT: <https://www.nytimes.com/interactive/2018/01/27/technology/social-media-bots.html>
-  Ratiometer (started) <https://fivethirtyeight.com/features/the-worst-tweeter-in-politics-isnt-trump/>
-  POTUSometer (underway)
-  Story Wrangler (underway)
-  Everything about hashtags (micro stories)
-  Homer's Odyssey: Undefined words
-  Story-based study inspired by: [The Vanishing of Reality](#) 
-  Youtube: 3 degrees of conspiracy theories

## Random:

-  Wealth: Simple social model of limited giving and cooperating.
-  Scaling regarding component, size, and number for any complex system.
-  Exploration of networks underlying many systems (big part of the PoCS to come).

## Mathematical models, simulations:

-  Toy models at large (cellular automata)
-  Generalization of rich-get-richer model
-  Risk: Extreme value problems and rich-get-rich models (floods, finance, earthquakes).
-  Big data climate patterns and dynamics
-  Teletherm (well developed)
-  Wind (under way)

# Online, interactive Emotional Shapes of Stories for 10,000+ books:

## Frankenstein; Or the Modern Prometheus [\(wiki\)](#)

by Mary Shelley

Search Gutenberg Corpus

by Title ▾

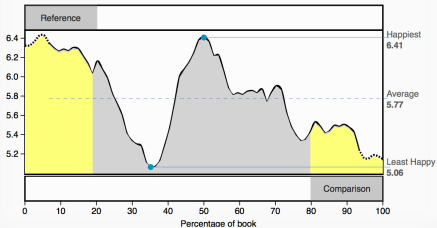
Classics ▾

Harry Potter ▾

Random

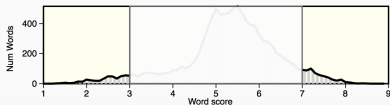
### Book happiness time series:

Explore the work's emotional dynamics by sliding and resizing the reference and comparison sections.



### Lens (for advanced users):

Slide and resize the stop-window to change the lens:

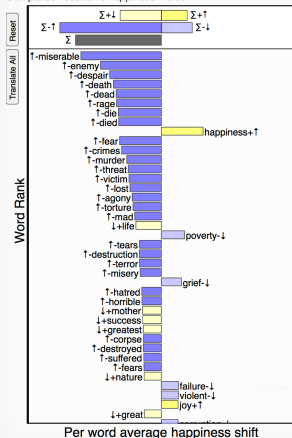


### Word Shift:

Why comparison section is less happy than the reference one

Reference sections's happiness = 6.31

Comparison section's happiness = 5.35





# Online, interactive Emotional Shapes of Stories for 10,000+ books:

## Frankenstein; Or the Modern Prometheus [\(wiki\)](#)

by Mary Shelley

Search Gutenberg Corpus

by Title ▾

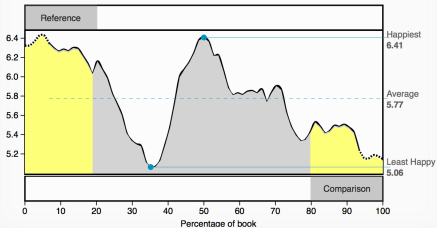
Classics ▾

Harry Potter ▾

Random

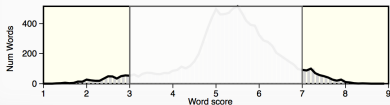
### Book happiness time series:

Explore the work's emotional dynamics by sliding and resizing the reference and comparison sections.



### Lens (for advanced users):

Slide and resize the stop-window to change the lens:

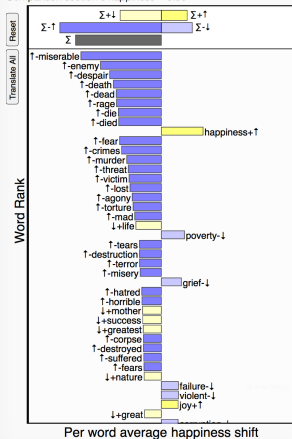


### Word Shift:

Why comparison section is less happy than the reference one

Reference sections's happiness = 6.31

Comparison section's happiness = 5.35



# Online, interactive Emotional Shapes of Stories for 10,000+ books:

## Harry Potter (all books together)

by J.K. Rowling

Search Gutenberg Corpus

by Title ▾

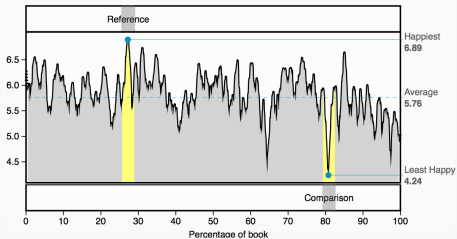
Classics ▾

Harry Potter ▾

Random

### Book happiness time series:

Explore the work's emotional dynamics by sliding and resizing the reference and comparison sections.

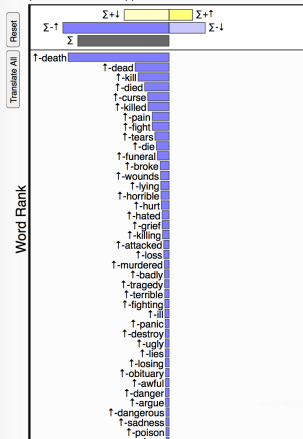


### Word Shift:

Why comparison section is less happy than the reference one

Reference section's happiness = 6.13

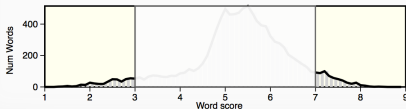
Comparison section's happiness = 5.14



Per word average happiness shift

### Lens (for advanced users):

Slide and resize the stop-window to change the lens:



# Online, interactive Emotional Shapes of Stories for 1,000+ movie scripts:

## Pulp Fiction

directed by Quentin Tarantino

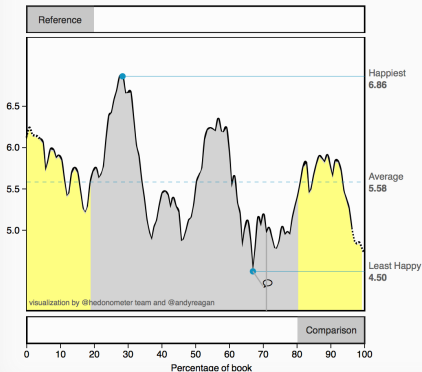
Classics ▾

Team Picks ▾

Random

### Movie happiness time series:

Explore the work's emotional dynamics by sliding and resizing the reference and comparison sections.



### Movie script:

Portion of script scored for each point in timeseries.

Zed takes the chair, sits it in front of the two prisoners, then lowers into it. Maynard hands The Gimp's leash to Zed, then backs away.

**MAYNARD**  
(to The Gimp)  
Down!

The Gimp gets on its knees.

Maynard hangs back while Zed appraises the two men.

**MAYNARD**  
Who's first?

**ZED**  
I ain't fer sure yet.

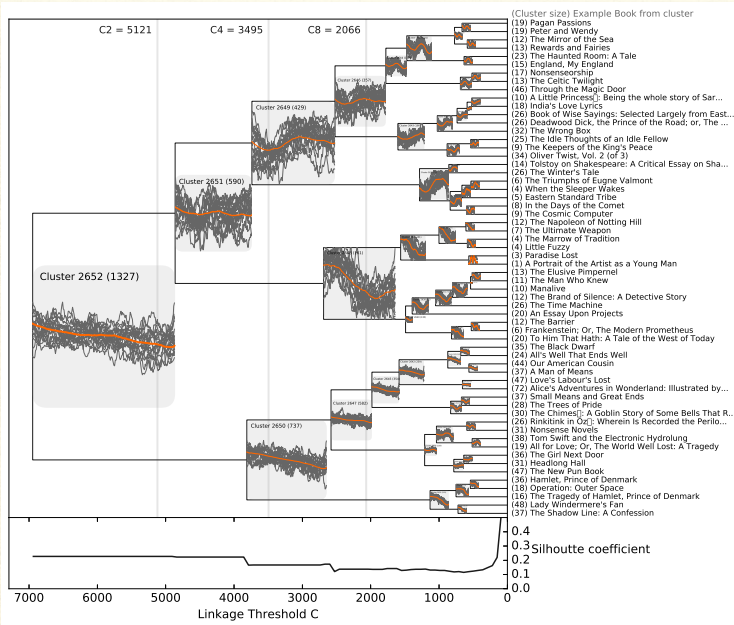
Then with his little finger, Zed does a silent "Eenie, meeny, miney, moe..." just his mouth mouthing the words and his finger going back and forth between the two.

Butch and Marsellus are terrified.

Maynard looks back and forth at the victims.

The Gimp's eyes go from one to the other inside the mask.

# Emotional arcs for 1748 books from [gutenberg.org](http://gutenberg.org)



## For story explorers:



Plots from Wikipedia:

<https://github.com/markriedl/WikiPlots>



Millions of books on the VACC:

[Hathitrust](#) data set.



So many [possibilities](#)



# Twitter—living in the now:

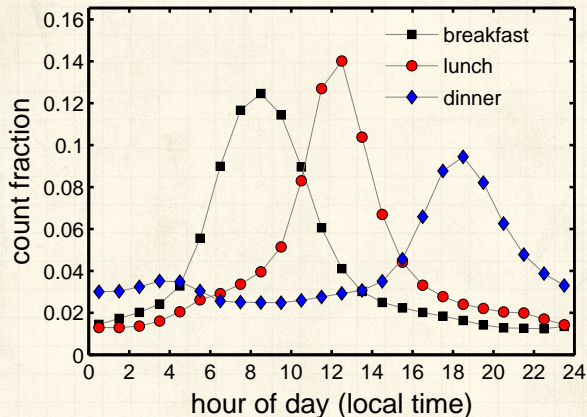
The PoCSverse  
Semester projects  
18 of 74

[The Plan](#)

[Suggestions for  
Projects](#)

[Archive](#)

[References](#)



Research opportunity: be involved in our socio-info-algorithmo-econo-geo-technico-physical systems research group studying Twitter and other wordful large data sets.



topics:


The PoCSverse  
Semester projects  
19 of 74

The Plan

Suggestions for  
Projects

Archive

References

Rummage round in the papers  we've covered in our weekly Complex Systems Reading Group at UVM.



topics:

The PoCSverse  
Semester projects  
20 of 74

[The Plan](#)

[Suggestions for  
Projects](#)

[Archive](#)

[References](#)



Explore the Sociotechnocene.

# topics:

The PoCSverse  
Semester projects  
20 of 74

The Plan

Suggestions for  
Projects

Archive





References



Explore the Sociotechnocene.



Develop and elaborate an **online experiment** to study some aspect of **sociotechnical phenomena**

-  Explore the Sociotechnocene.
-  Develop and elaborate an **online experiment** to study some aspect of **sociotechnical phenomena**
-  e.g., collective search, cooperation, cheating, influence, creation, decision-making, language, belief, stories, etc.
-  Part of the PLAY project.



# Storyfinder:

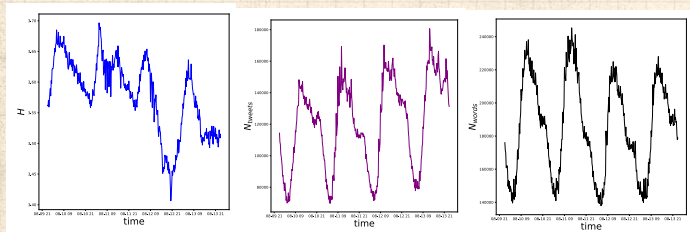
The PoCverse  
Semester projects  
21 of 74

The Plan

Suggestions for  
Projects

Archive

References



# The Sixipedia!



# SIXIPEDIA

# Sociotechnical phenomena—Foldit:

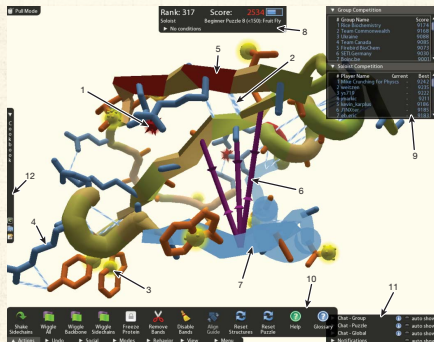
The PoCverse  
Semester projects  
23 of 74

The Plan

Suggestions for  
Projects

Archive

References



**Figure 1 | Foldit screenshot illustrating tools and visualizations.** The visualizations include a clash representing atoms that are too close (arrow 1); a hydrogen bond (arrow 2); a hydrophobic side chain with a yellow blob because it is exposed (arrow 3); a hydrophilic side chain (arrow 4); and a segment of the backbone that is red due to high residue energy (arrow 5). The players can make modifications including 'rubber bands' (arrow 6), which add constraints to guide automated tools, and freezing (arrow 7), which

prevents degrees of freedom from changing. The user interface includes information about the player's current status, including score (arrow 8); a leader board (arrow 9), which shows the scores of other players and groups; toolbars for accessing tools and options (arrow 10); chat for interacting with other players (arrow 11); and a 'cookbook' for making new automated tools or 'recipes' (arrow 12).



**"Predicting protein structures with a multiplayer online game."** Cooper et al., Nature, 2010. <sup>[12]</sup>



# Sociotechnical phenomena—Foldit:

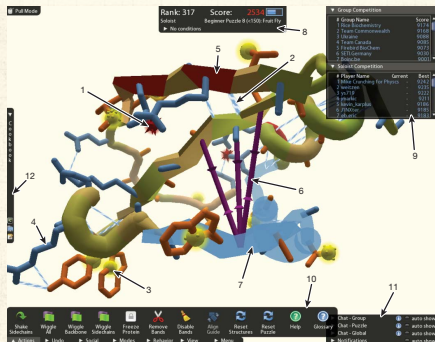
The PoCverse  
Semester projects  
23 of 74

The Plan

Suggestions for  
Projects


Archive

References



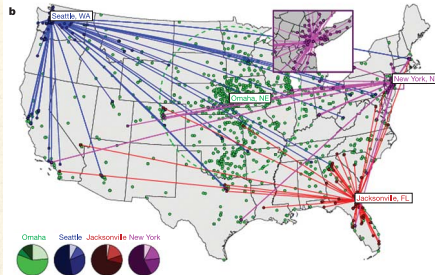
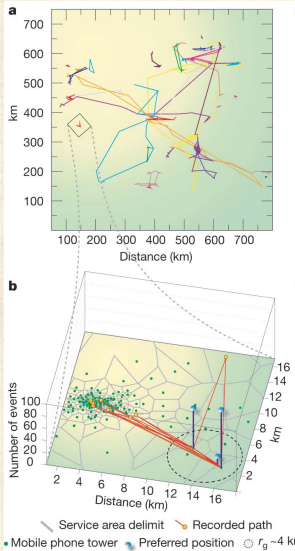
**Figure 1 | Foldit screenshot illustrating tools and visualizations.** The visualizations include a clash representing atoms that are too close (arrow 1); a hydrogen bond (arrow 2); a hydrophobic side chain with a yellow blob because it is exposed (arrow 3); a hydrophilic side chain (arrow 4); and a segment of the backbone that is red due to high residue energy (arrow 5). The players can make modifications including 'rubber bands' (arrow 6), which add constraints to guide automated tools, and freezing (arrow 7), which

prevents degrees of freedom from changing. The user interface includes information about the player's current status, including score (arrow 8); a leader board (arrow 9), which shows the scores of other players and groups; toolbars for accessing tools and options (arrow 10); chat for interacting with other players (arrow 11); and a 'cookbook' for making new automated tools or 'recipes' (arrow 12).

 **"Predicting protein structures with a multiplayer online game."** Cooper et al., Nature, 2010. <sup>[12]</sup>

 Also: [zooniverse](#), [ESP game](#), [captchas](#).





Study movement and interactions of people.



Brockmann *et al.* [5] "Where's George" study.



Barabasi's group: tracking movement via cell phones [21].



# The madness of modern geography:

The PoCverse  
Semester projects  
25 of 74


The Plan




Suggestions for  
Projects

Archive


References



 Explore distances between points on the Earth as travel times.

 See Jonathan Harris's work [here](#)  and [here](#) .




"A universal model for mobility and migration patterns" 

Simini et al.,

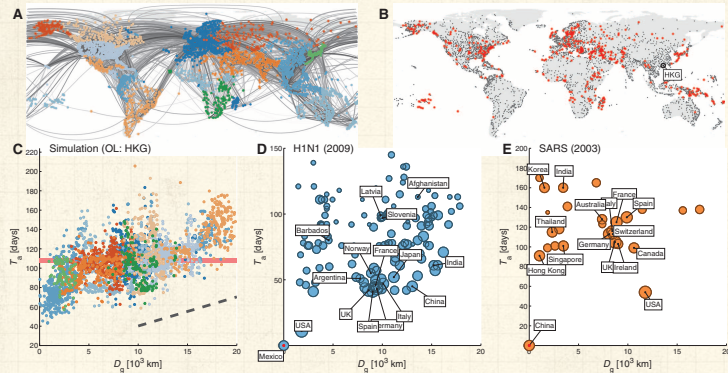
Nature, **484**, 96–100, 2012. <sup>[37]</sup>



"The hidden geometry of complex, network-driven contagion phenomena" 

Brockmann and Helbing,

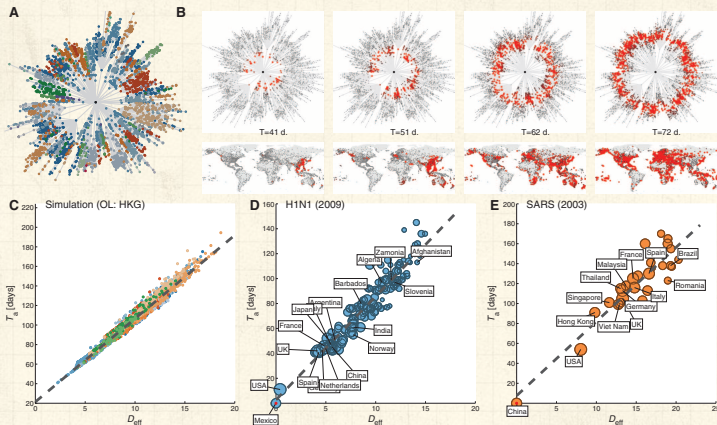
Science, **342**, 1337–1342, 2013. <sup>[4]</sup>



**Fig. 1. Complexity in global, network-driven contagion phenomena.** (A) The global mobility network (GMN). Gray lines represent passenger flows along direct connections between 4069 airports worldwide. Geographic regions are distinguished by color [classified according to network modularity maximization (39)]. (B) Temporal snapshot of a simulated global pandemic with initial outbreak location (OL) in Hong Kong (HKG). The simulation is based on the metapopulation model defined by Eq. 3 with parameters  $R_0 = 1.5$ ,  $\beta = 0.285 \text{ day}^{-1}$ ,  $\gamma = 2.8 \times 10^{-3} \text{ day}^{-1}$ ,  $\epsilon = 10^{-8}$ . Red symbols depict locations with epidemic arrival times in the time window  $105 \text{ days} \leq T_a \leq 110 \text{ days}$ . Because of the multiscale structure of the underlying network, the spatial distribution of disease prevalence (i.e., the fraction of infected individuals) lacks geometric coherence. No clear wave-front is visible, and based on this dynamic state, the OL cannot be easily deduced. (C) For the same simulation as in (B), the panel depicts arrival times  $T_a$  as a function of geographic distance  $D_g$  from the OL [nodes are colored according to geographic region as in (A)] for each of the 4069 nodes in the network. On a

global scale,  $T_a$  weakly correlates with geographic distance  $D_g$  ( $R^2 = 0.34$ ). A linear fit yields an average global spreading speed of  $v_g = 331 \text{ km/day}$  (see also fig. S7). Using  $D_g$  and  $v_g$  to estimate arrival times for specific locations, however, does not work well owing to the strong variability of the arrival times for a given geographic distance. The red horizontal bar corresponds to the arrival time window shown in (B). (D) Arrival times versus geographic distance from the source (Mexico) for the 2009 H1N1 pandemic. Symbols represent 140 affected countries, and symbol size quantifies total traffic per country. Arrival times are defined as the date of the first confirmed case in a given country after the initial outbreak on 17 March 2009. As in the simulated scenario, arrival time and geographic distance are only weakly correlated ( $R^2 = 0.0394$ ). (E) In analogy to (D), the panel depicts the arrival times versus geographic distance from the source (China) of the 2003 SARS epidemic for 29 affected countries worldwide. Arrival times are taken from WHO published data (2). As in (C) and (D), arrival time correlates weakly with geographic distance.

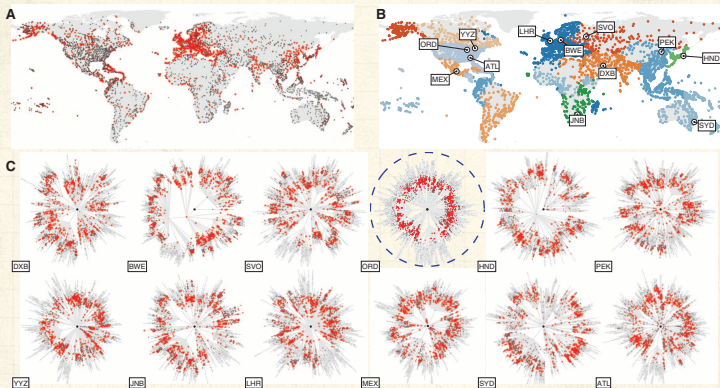




**Fig. 2. Understanding global contagion phenomena using effective distance.** (A) The structure of the shortest path tree (in gray) from Hong Kong (central node). Radial distance represents effective distance  $D_{\text{eff}}$  as defined by Eqs. 4 and 5. Nodes are colored according to the same scheme as in Fig. 1A. (B) The sequence (from left to right) of panels depicts the time course of a simulated model disease with initial outbreak in Hong Kong (HKG), for the same parameter set as used in Fig. 1B. Prevalence is reflected by the redness of the symbols. Each panel compares the state of the system in the conventional geographic representation (bottom) with the effective distance representation (top). The complex spatial pattern in the conventional view is equivalent to a homoge-

neous wave that propagates outwards at constant effective speed in the effective distance representation. (C) Epidemic arrival time  $T_a$  versus effective distance  $D_{\text{eff}}$  for the same simulated epidemic as in (B). In contrast to geographic distance (Fig. 1C), effective distance correlates strongly with arrival time ( $R^2 = 0.973$ ), i.e., effective distance is an excellent predictor of arrival times. (D and E) Linear relationship between effective distance and arrival time for the 2009 H1N1 pandemic (D) and the 2003 SARS epidemic (E). The arrival time data are the same as in Fig. 1, D and E. The effective distance was computed from the projected global mobility network between countries. As in the model system, we observe a strong correlation between arrival time and effective distance.





**Fig. 3. Qualitative outbreak reconstruction based on effective distance.** (A) Spatial distribution of prevalence  $j_n(t)$  at time  $T = 81$  days for OL Chicago (parameters  $\beta = 0.28 \text{ day}^{-1}$ ,  $R_0 = 1.9$ ,  $\gamma = 2.8 \times 10^{-3} \text{ day}^{-1}$ , and  $\epsilon = 10^{-4}$ ). After this time, it is difficult, if not impossible, to determine the correct OL from snapshots of the dynamics. (B) Candidate OLs chosen from different geographic regions. (C) Panels depict the state of the system shown in (A) from the

perspective of each candidate OL, using each OL's shortest path tree representation. Only the actual OL (ORD, circled in blue) produces a circular wavefront. Even for comparable North American airports [Atlanta (ATL), Toronto (YYZ), and Mexico City (MEX)], the wavefronts are not nearly as concentric. Effective distances thus permit the extraction of the correct OL, based on information on the mobility network and a single snapshot of the dynamics.



# Multilayer networks:

The PoCSverse  
Semester projects  
30 of 74

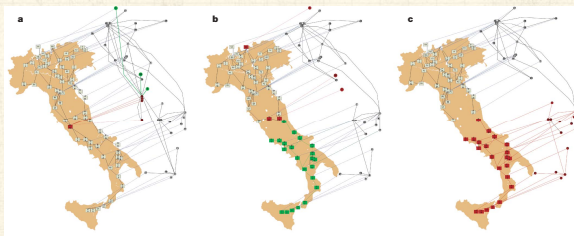
The Plan

Suggestions for  
Projects

Archive

References

Explore “Catastrophic cascade of failures in interdependent networks” [6]. Buldyrev et al., Nature 2010.










**Figure 1 | Modelling a blackout in Italy.** Illustration of an iterative process of a cascade of failures using real-world data from a power network (located on the map of Italy) and an Internet network (shifted above the map) that were implicated in an electrical blackout that occurred in Italy in September 2003<sup>39</sup>. The networks are drawn using the real geographical locations and every Internet server is connected to the geographically nearest power station. **a.** One power station is removed (red node on map) from the power network and as a result the Internet nodes depending on it are removed from the Internet network (red nodes above the map). The nodes that will be disconnected from the giant cluster (a cluster that spans the entire network)

at the next step are marked in green. **b.** Additional nodes that were disconnected from the Internet communication network giant component are removed (red nodes above map). As a result the power stations depending on them are removed from the power network (red nodes on map). Again, the nodes that will be disconnected from the giant cluster at the next step are marked in green. **c.** Additional nodes that were disconnected from the giant component of the power network are removed (red nodes on map) as well as the nodes in the Internet network that depend on them (red nodes above map).







"The "Robust yet Fragile" nature of the  
Internet" [↗](#)

Doyle et al.,  
Proc. Natl. Acad. Sci., **2005**, 14497–14502,  
2005. <sup>[17]</sup>



-  Read and critique "Historical Dynamics: Why States Rise and Fall" by Peter Turchin. <sup>[41]</sup>
-  Can history be explained by differential equations?: [Clyodynamics](#) 
-  Construct a working version of [Psychohistory](#) 
-  ["Big History"](#) 






["The life-spans of Empires"](#)   
Samuel Arbesman,  
Historical Methods: A Journal of  
Quantitative and Interdisciplinary History,  
**44**, 127-129, 2011. <sup>[1]</sup>

- 
-  Also see ["Secular Cycles"](#) 

# topics:





-  Explore general theories on **system robustness**.
-  Are there **universal signatures** that presage system failure?

# topics:






-  Explore general theories on **system robustness**.
-  Are there **universal signatures** that presage system failure?
-  See “Early-warning signals for critical transitions” Scheffer et al., Nature 2009. <sup>[35]</sup>



## topics:

-  Explore general theories on [system robustness](#).
-  Are there **universal signatures** that presage system failure?
-  See “[Early-warning signals for critical transitions](#)” Scheffer et al., Nature 2009. <sup>[35]</sup>
-  “Although predicting such critical points before they are reached is extremely difficult, work in different scientific fields is now suggesting the existence of generic early-warning signals that may indicate for a wide class of systems if a critical threshold is approaching.”

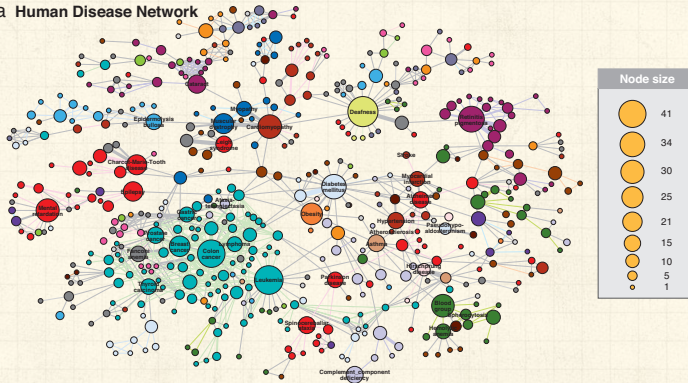
# topics:

-  Explore general theories on [system robustness](#).
-  Are there **universal signatures** that presage system failure?
-  See “[Early-warning signals for critical transitions](#)” Scheffer et al., Nature 2009. <sup>[35]</sup>
-  “Although predicting such critical points before they are reached is extremely difficult, work in different scientific fields is now suggesting the existence of generic early-warning signals that may indicate for a wide class of systems if a critical threshold is approaching.”
-  Robust-yet-fragile systems, HOT theory.



# Study the human disease and disease gene networks (Goh *et al.*, 2007):

a Human Disease Network



# topics:

Explore and critique Fowler and Christakis et al. work on social contagion of:

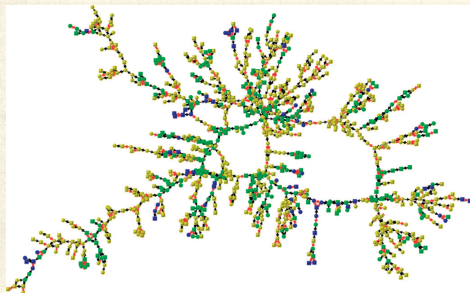


Figure 1. Loneliness clusters in the Framingham Social Network. This graph shows the largest component of friends, spouses, and siblings at Exam 7 (centered on the year 2000). There are 1,019 individuals shown. Each node represents a participant, and its shape denotes gender (circles are female, squares are male). Lines between nodes indicate relationship (red for siblings, black for friends and spouses). Node color denotes the mean number of days the focal participant and all directly connected (Distance 1) linked participants felt lonely in the past week, with yellow being 0–1 days, green being 2 days, and blue being greater than 3 days or more. The graph suggests clustering in loneliness and a relationship between being peripheral and feeling lonely, both of which are confirmed by statistical models discussed in the main text.



Obesity<sup>[9]</sup>



Smoking  
cessation<sup>[10]</sup>



Happiness<sup>[19]</sup>




Loneliness<sup>[7]</sup>


One of many questions:


How does the (very) sparse sampling of a real social network affect their findings?


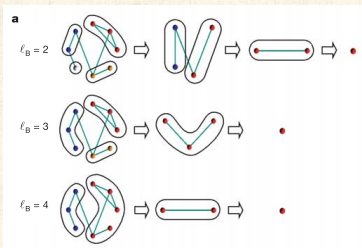


 Explore “self-similarity of complex networks” [38, 39]

First work by Song *et al.*, Nature, 2005.




 See accompanying comment by Strogatz [40]

 See also “Coarse-graining and self-dissimilarity of complex networks” by Itzkovitz *et al.* [?]





## Related papers:

-  "Origins of fractality in the growth of complex networks"  
Song et al. (2006a) <sup>[39]</sup>
-  "Skeleton and Fractal Scaling in Complex Networks"  
Go et al. (2006a) <sup>[20]</sup>
-  "Complex Networks Renormalization: Flows and Fixed Points"  
Radicchi et al. (2008a) <sup>[34]</sup>

# Advances in sociotechnical algorithms:

The PoCSverse  
Semester projects  
38 of 74

The Plan

Suggestions for  
Projects

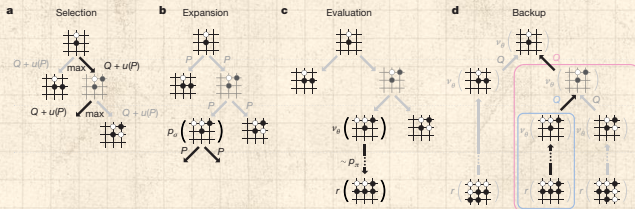
Archive

References



“Mastering the game of Go with deep neural networks and tree search”

Silver and Silver,  
Nature, **529**, 484–489, 2016. [36]



**Figure 3 | Monte Carlo tree search in AlphaGo.** **a.** Each simulation traverses the tree by selecting the edge with maximum action value  $Q$ , plus a bonus  $u(P)$  that depends on a stored prior probability  $P$  for that edge. **b.** The leaf node may be expanded; the new node is processed once by the policy network  $p_{\pi}$  and the output probabilities are stored as prior probabilities  $P$  for each action. **c.** At the end of a simulation, the leaf node

is evaluated in two ways: using the value network  $v_{\theta}$ , and by running a rollout to the end of the game with the fast rollout policy  $p_{\pi}$ , then computing the winner with function  $r$ . **d.** Action values  $Q$  are updated to track the mean value of all evaluations  $r(\cdot)$  and  $v_{\theta}(\cdot)$  in the subtree below that action.



Nature News (2016): [Digital Intuition](#)



Wired (2012): [Network Science of the game of](#)

[Go](#)



## topics:



Explore patterns, designed and undesigned, of cities and suburbs.







The PoCSverse  
Semester projects  
39 of 74

The Plan

Suggestions for  
Projects

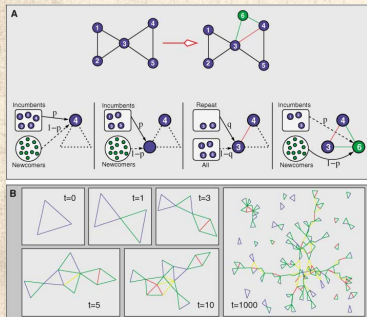
Archive

References

-  Study collective creativity arising out of social interactions
-  Productivity, wealth, creativity, disease, etc. appear to increase superlinearly with population
-  Start with Bettencourt et al.'s (2007) "Growth, innovation, scaling, and the pace of life in cities" [3]
-  Dig into Bettencourt (2013) "The Origins of Scaling in Cities" [3]



# Study networks and creativity:



**Fig. 2.** Modeling the emergence of collaboration networks in creative enterprises. (A) Creation of a team with  $m = 3$  agents. Consider, at time zero, a collaboration network comprising five agents, all incumbents (blue circles). Along with the incumbents, there is a large pool of newcomers (green circles) available to participate in new teams. Each agent in a team has a probability  $p$  of being drawn from the pool of incumbents and a probability  $1 - p$  of being drawn from the pool of newcomers. For the second and subsequent agents selected from the incumbents' pool: (i) with probability  $q$ , the new agent is randomly selected from among the set of collaborators of a randomly selected incumbent already in the team; (ii) otherwise, he or she is selected at random among all incumbents in the network. For concreteness, let us assume that incumbent 4 is selected as the first agent in the new team (leftmost box). Let us also assume that the second agent is an incumbent, too (center-left box). In this example, the second agent is a past collaborator of agent 4, specifically agent 3 (center-right box). Lastly, the third agent is selected from the pool of newcomers; this agent becomes incumbent 6 (rightmost box). In these boxes and in the following panels and figures, blue lines indicate newcomer-newcomer collaborations, green lines indicate newcomer-incumbent collaborations, yellow lines indicate new incumbent-incumbent collaborations, and red lines indicate repeat collaborations. (B) Time evolution of the network of collaborations according to the model for  $p = 0.5$ ,  $q = 0.5$ , and  $m = 3$ .



Guimerà et al., Science 2005: [22] "Team Assembly Mechanisms Determine Collaboration Network Structure and Team Performance"



Broadway musical industry



Scientific collaboration in Social Psychology, Economics, Ecology, and Astronomy.



topics:

Vague/Large:



Study Yelp: is there Accounting for Taste?

The PoCSverse  
Semester projects  
42 of 74

The Plan

Suggestions for  
Projects



Archive

References







# topics:

## Vague/Large:

-  Study Yelp: is there Accounting for Taste?
-  Study Metacritic: the success of stories.






# topics:

## Vague/Large:

-  Study Yelp: is there Accounting for Taste?
-  Study Metacritic: the success of stories.
-  Study TV Tropes 







# topics:

## Vague/Large:

-  Study Yelp: is there Accounting for Taste?
-  Study Metacritic: the success of stories.
-  Study TV Tropes 
-  Study proverbs.

# topics:

## Vague/Large:

-  Study Yelp: is there Accounting for Taste?
-  Study Metacritic: the success of stories.
-  Study TV Tropes 
-  Study proverbs.
-  Study amazon's recommender networks.

The PoCverse  
Semester projects  
42 of 74

The Plan

Suggestions for  
Projects

Archive

References

### Customers Who Bought This Item Also Bought









 <a href="#">Harry Potter Schoolbooks: Fantastic Beasts and...</a> by J.K. Rowling ★★★★☆ (465) \$10.19	 <a href="#">The Tales of Beedle the Bard, Collector's E...</a> by J. K. Rowling ★★★★☆ (153)	 <a href="#">Harry, A History: The True Story of a Boy Wizard...</a> by Melissa Anelli ★★★★☆ (52) \$10.88	 <a href="#">Inkdeath (Inkheart)</a> by Cornelia Funke ★★★★☆ (41) \$16.49
---	---	--	--

See work by Sornette *et al.*



# topics:

## Vague/Large:


-  Study Yelp: is there Accounting for Taste?
-  Study Metacritic: the success of stories.
-  Study TV Tropes 
-  Study proverbs.
-  Study amazon's recommender networks.

### Customers Who Bought This Item Also Bought



 <a href="#">Harry Potter Schoolbooks: Fantastic Beasts and...</a> by J.K. Rowling ★★★★☆ (465) \$10.19	 <a href="#">The Tales of Beedle the Bard, Collector's E...</a> by J. K. Rowling ★★★★☆ (153)	 <a href="#">Harry, A History: The True Story of a Boy Wizard...</a> by Melissa Anelli ★★★★☆ (52) \$10.88	 <a href="#">Inkdeath (Inkheart)</a> by Cornelia Funke ★★★★☆ (41) \$16.49
---	---	--	--

See work by Sornette *et al.*

-  Vague/Large:  
Study Netflix's open data (movies and people form a bipartite graph).

# topics:

The PoCSverse  
Semester projects  
43 of 74


[The Plan](#)

[Suggestions for  
Projects](#)

[Archive](#)

[References](#)

## More Vague/Large:

-  How do countries depend on each other for water, energy, people (immigration), investments?

# topics:

The PoCSverse  
Semester projects  
43 of 74



[The Plan](#)

[Suggestions for  
Projects](#)




[Archive](#)

[References](#)





## More Vague/Large:

-  How do countries depend on each other for water, energy, people (immigration), investments?
-  How is the media connected? Who copies whom?

## More Vague/Large:







-  How do countries depend on each other for water, energy, people (immigration), investments?
-  How is the media connected? Who copies whom?
-  (Problem: Need to be able to measure interactions.)

## More Vague/Large:








-  How do countries depend on each other for water, energy, people (immigration), investments?
-  How is the media connected? Who copies whom?
-  (Problem: Need to be able to measure interactions.)
-  Investigate memetics, the 'science' of memes.



## More Vague/Large:

-  How do countries depend on each other for water, energy, people (immigration), investments?
-  How is the media connected? Who copies whom?
-  (Problem: Need to be able to measure interactions.)
-  Investigate memetics, the 'science' of memes.
-  <http://memetracker.org/> 

## More Vague/Large:

-  How do countries depend on each other for water, energy, people (immigration), investments?
-  How is the media connected? Who copies whom?
-  (Problem: Need to be able to measure interactions.)
-  Investigate memetics, the 'science' of memes.
-  <http://memetracker.org/> 
-  Work on the evolution of proverbs and sayings.

topics:

The PoCSverse  
Semester projects  
44 of 74

The Plan

Suggestions for  
Projects

Archive

References

More Vague/Large:



How does **advertising** work collectively?

# topics:

The PoCSverse  
Semester projects  
44 of 74

[The Plan](#)

[Suggestions for  
Projects](#)

[Archive](#)

[References](#)

## More Vague/Large:






How does **advertising** work collectively?







Does one car manufacturers' ads indirectly help other car manufacturers?

## More Vague/Large:

-  How does **advertising** work collectively?
-  Does one car manufacturers' ads indirectly help other car manufacturers?
-  Ads for junk food versus fruits and vegetables.



## More Vague/Large:

-  How does **advertising** work collectively?
-  Does one car manufacturers' ads indirectly help other car manufacturers?
-  Ads for junk food versus fruits and vegetables.
-  Ads for cars versus bikes versus walking.

# Culturomics:

“Quantitative analysis of culture using millions of digitized books” by Michel et al., Science, 2011 [30]

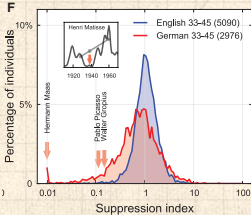
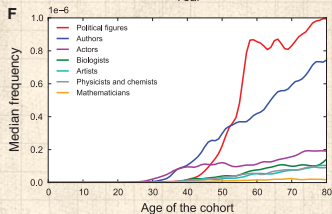
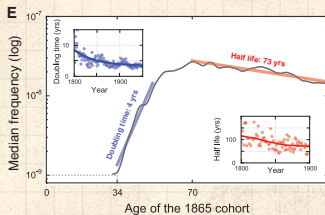
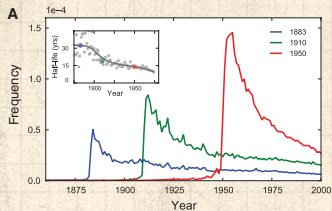
The PoCverse  
Semester projects  
45 of 74

The Plan

Suggestions for  
Projects

Archive

References

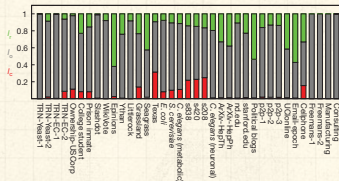
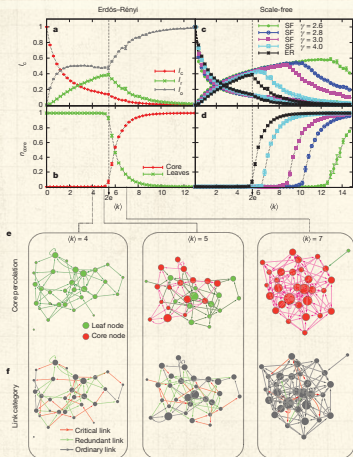


<http://www.culturomics.org/>

Google Books ngram viewer

**Done!** Crushed by Pechenick, Danforth, Dodds [32, 33]







**Figure 4 | Link categories for robust control.** The fractions of critical (red,  $l_c$ ), redundant (green,  $l_r$ ) and ordinary (grey,  $l_o$ ) links for the real networks named in Table 1. To make controllability robust to link failures, it is sufficient to double only the critical links, formally making each of these links redundant and therefore ensuring that there are no critical links in the system.


“Controllability of complex networks”<sup>[29]</sup> Liu et al., Nature 2011. Controversial ...


# topics:

 Study phyllotaxis , how plants grow new buds and branches.



<http://andbug.blogspot.com/> 



[Wikipedia](#) 

The PoCVerse  
Semester projects  
47 of 74

The Plan



Suggestions for  
Projects


Archive

References





# topics:

 Study phyllotaxis , how plants grow new buds and branches.

 Some delightful mathematics appears involving the Fibonacci series.



<http://andbug.blogspot.com/> 



[Wikipedia](#) 

The PoCSverse  
Semester projects  
47 of 74

The Plan

Suggestions for  
Projects





Archive

References






# topics:

-  Study phyllotaxis , how plants grow new buds and branches.
-  Some delightful mathematics appears involving the Fibonacci series.
-  Excellent work to start with: "Phyllotaxis as a Dynamical Self Organizing Process: Parts I, II, and III" by Douady and Couder <sup>[14, 15, 16]</sup>



<http://andbug.blogspot.com/> 



[Wikipedia](#) 

The PoCSverse  
Semester projects  
47 of 74

The Plan

Suggestions for  
Projects

Archive

References



## The problem of missing data in networks:



Clauset et al. (2008)

“Hierarchical structure and the prediction of missing links in networks” [11]



Kossinets (2006)

“Effects of missing data in social networks” [27]



Much more ...

# topics:



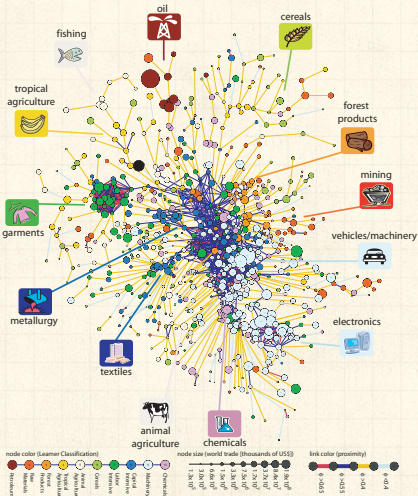
Study Hidalgo et al.'s "The Product Space Conditions the Development of Nations" [23]










How do products depend on each other, and how does this network evolve?







How do countries depend on each other for water, energy, people (immigration), investments?





-  Explore Dunbar's number 
-  See here  and here  for some food for thought regarding large-scale online games and Dunbar's number. [http://www.lifewithalacrity.com 
-  Recent work: "Network scaling reveals consistent fractal pattern in hierarchical mammalian societies" Hill et al. (2008) <sup>[24]</sup>.






# topics:




-  Study scientific collaboration networks.
-  Mounds of data + good models.
-  See seminal work by De Solla Price<sup>[13]</sup>.  
plus modern work by Redner, Newman, *et al.*
-  We will study some of this in class...



-  Study Kearns et al.'s experimental studies of people solving classical graph theory problems [26]
-  "An Experimental Study of the Coloring Problem on Human Subject Networks"

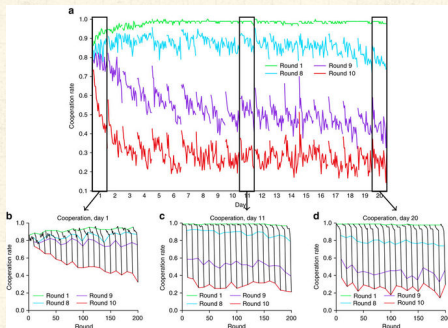
-  Study Kearns et al.'s experimental studies of people solving classical graph theory problems <sup>[26]</sup>
-  "An Experimental Study of the Coloring Problem on Human Subject Networks"
-  (Possibly) Run some of these experiments for our class.

# topics:

-  Study games (as in game theory) on networks.
-  For cooperation: Review Martin Nowak's piece in Science, "Five rules for the evolution of cooperation."<sup>[31]</sup> and related works.
-  Much work to explore: voter models, contagion-type models, etc.

# Resilient cooperators stabilize long-run cooperation in the finitely repeated Prisoner's Dilemma

Mao et al., 2017.



<https://www.nature.com/articles/ncomms13800>

# topics:



**Semantic networks:** explore word-word connection networks generated by linking semantically related words.

The PoCSverse  
Semester projects  
55 of 74

[The Plan](#)

[Suggestions for  
Projects](#)

[Archive](#)

[References](#)



# topics:



**Semantic networks:** explore word-word connection networks generated by linking semantically related words.



Also: Networks based on morphological or phonetic similarity.

# topics:



**Semantic networks:** explore word-word connection networks generated by linking semantically related words.







Also: Networks based on morphological or phonetic similarity.








More general: Explore **language evolution**

# topics:







-  **Semantic networks:** explore word-word connection networks generated by linking semantically related words.
-  Also: Networks based on morphological or phonetic similarity.
-  More general: Explore **language evolution**
-  One paper to start with: “The small world of human language” by Ferrer i Cancho and Solé<sup>[18]</sup>

# topics:

-  **Semantic networks:** explore word-word connection networks generated by linking semantically related words.
-  Also: Networks based on morphological or phonetic similarity.
-  More general: Explore **language evolution**
-  One paper to start with: “The small world of human language” by Ferrer i Cancho and Solé<sup>[18]</sup>
-  Study spreading of neologisms.










# topics:









-  **Semantic networks:** explore word-word connection networks generated by linking semantically related words.
-  Also: Networks based on morphological or phonetic similarity.
-  More general: Explore **language evolution**
-  One paper to start with: “The small world of human language” by Ferrer i Cancho and Solé<sup>[18]</sup>
-  Study spreading of neologisms.
-  Examine new words relative to existing words—is there a pattern? Phonetic and morphological similarities.



# topics:

-  **Semantic networks:** explore word-word connection networks generated by linking semantically related words.
-  Also: Networks based on morphological or phonetic similarity.
-  More general: Explore **language evolution**
-  One paper to start with: “The small world of human language” by Ferrer i Cancho and Solé<sup>[18]</sup>
-  Study spreading of neologisms.
-  Examine new words relative to existing words—is there a pattern? Phonetic and morphological similarities.
-  **Crazy:** Can new words be predicted?

## topics:

-  **Semantic networks:** explore word-word connection networks generated by linking semantically related words.
-  Also: Networks based on morphological or phonetic similarity.
-  More general: Explore **language evolution**
-  One paper to start with: “The small world of human language” by Ferrer i Cancho and Solé<sup>[18]</sup>
-  Study spreading of neologisms.
-  Examine new words relative to existing words—is there a pattern? Phonetic and morphological similarities.
-  **Crazy:** Can new words be predicted?
-  Use Google Books n-grams as a data source.

# topics:

The PoCSverse  
Semester projects  
56 of 74

[The Plan](#)


[Suggestions for  
Projects](#)


[Archive](#)

[References](#)








Explore work by Doyle, Alderson, et al. as well as Pastor-Satorras et al. on the structure of the Internet(s).

 Review: Study Castronova's and others' work on massive multiplayer online games. How do social networks form in these games? <sup>[8]</sup>

 See work by Johnson et al. on gang formation in the real world and in World of Warcraft (really!).



## Social networks:

-  Study social networks as revealed by email patterns, Facebook connections, tweets, etc.
-  "Empirical analysis of evolving social networks"  
Kossinets and Watts, Science, Vol 311, 88-90,  
2006. <sup>[28]</sup>
-  "Inferring friendship network structure by using  
mobile phone data" Eagle, et al., PNAS, 2009.
-  "Community Structure in Online Collegiate Social  
Networks"  
Traud et al., 2008.  
<http://arxiv.org/abs/0809.0690> 



## Score-based voting versus rank-based voting:



Balinski and Laraki<sup>[2]</sup>

“A theory of measuring, electing, and ranking”

Proc. Natl. Acad. Sci., pp. 8720–8725 (2007)

topics:

The PoCSverse  
Semester projects  
60 of 74


[The Plan](#)

[Suggestions for  
Projects](#)

[Archive](#)



[References](#)

More Vague/Large:




-  Study spreading of anything where influence can be measured (very hard).

# topics:

## More Vague/Large:

-  Study spreading of anything where influence can be measured (very hard).
-  Study any interesting micro-macro story to do with evolution, biology, ethics, religion, history, food, international relations, ...

## More Vague/Large:

-  Study spreading of anything where influence can be measured (very hard).
-  Study any interesting micro-macro story to do with evolution, biology, ethics, religion, history, food, international relations, ...
-  Data is key.


# topics:

## Vague/Large:



Study how the Wikipedia's content is interconnected.



“Connecting every bit of knowledge: The structure of Wikipedia’s First Link Network” 

Ibrahim, Danforth, and Dodds,  
Available online at

<https://arxiv.org/abs/1605.00309>, 2016. [25]







# References I

- [1] S. Arbesman.  
The life-spans of empires.  
[Historical Methods: A Journal of Quantitative and Interdisciplinary History, 44:127–129, 2011.](#) pdf ↗
- [2] M. Balinski and R. Laraki.  
A theory of measuring, electing, and ranking.  
[Proc. Natl. Acad. Sci., 104\(21\):8720–8725, 2007.](#)  
pdf ↗
- [3] L. M. A. Bettencourt, J. Lobo, D. Helbing,  
Kühnhert, and G. B. West.  
Growth, innovation, scaling, and the pace of life in  
cities.  
[Proc. Natl. Acad. Sci., 104\(17\):7301–7306, 2007.](#)  
pdf ↗




# References II

- [4] D. Brockmann and D. Helbing.  
The hidden geometry of complex, network-driven  
contagion phenomena.  
[Science](#), 342:1337–1342, 2013. pdf ↗
- [5] D. Brockmann, L. Hufnagel, and T. Geisel.  
The scaling laws of human travel.  
[Nature](#), pages 462–465, 2006. pdf ↗
- [6] S. V. Buldyrev, R. Parshani, G. Paul, H. E. Stanley,  
and S. Havlin.  
Catastrophic cascade of failures in  
interdependent networks.  
[Nature](#), 464:1025–1028, 2010. pdf ↗

# References III




- [7] J. T. Cacioppo, J. H. Fowler, and N. A. Christakis.  
Alone in the crowd: The structure and spread of  
loneliness in a large social network.  
[Journal of Personality and Social Psychology](#),  
97:977–991, 2009. [pdf](#) 
- [8] E. Castronova.  
[Synthetic Worlds: The Business and Culture of  
Online Games.](#)  
University of Chicago Press, Chicago, IL, 2005.
- [9] N. A. Christakis and J. H. Fowler.  
The spread of obesity in a large social network  
over 32 years.  
[New England Journal of Medicine](#), 357:370–379,  
2007. [pdf](#) 

## References IV

- [10] N. A. Christakis and J. H. Fowler.  
The collective dynamics of smoking in a large  
social network.  
[New England Journal of Medicine](#), 358:2249–2258,  
2008. [pdf](#) 
- [11] A. Clauset, C. Moore, and M. E. J. Newman.  
Hierarchical structure and the prediction of  
missing links in networks.  
[Nature](#), 453:98–101, 2008. [pdf](#) 
- [12] S. Cooper, F. Khatib, A. Treuille, J. Barbero, J. Lee,  
M. Beenen, A. Leaver-Fay, D. Baker, Z. Popović,  
and F. players.  
Predicting protein structures with a multiplayer  
online game.  
[Nature](#), 466:756–760, 466. [pdf](#) 



# References V




- [13] D. J. de Solla Price.  
Networks of scientific papers.  
[Science](#), 149:510–515, 1965. [pdf](#) 
- [14] S. Douady and Y. Couder.  
Phyllotaxis as a dynamical self organizing process  
Part I: The spiral modes resulting from  
time-periodic iterations.  
[J. Theor. Biol.](#), 178:255–274, 1996. [pdf](#) 
- [15] S. Douady and Y. Couder.  
Phyllotaxis as a dynamical self organizing process  
Part II: The spontaneous formation of a  
periodicity and the coexistence of spiral and  
whorled patterns.  
[J. Theor. Biol.](#), 178:275–294, 1996. [pdf](#) 



# References VI


- [16] S. Douady and Y. Couder.  
Phyllotaxis as a dynamical self organizing process  
Part III: The simulation of the transient regimes of  
ontogeny.  
[J. Theor. Biol., 178:295–312, 1996. pdf](#)
- [17] J. Doyle, D. Alderson, L. Li, S. Low, M. Roughan,  
S. S., R. Tanaka, and W. Willinger.  
The “Robust yet Fragile” nature of the Internet.  
[Proc. Natl. Acad. Sci., 2005:14497–14502, 2005.](#)  
[pdf](#)
- [18] R. Ferrer-i-Cancho and R. Solé.  
The small world of human language.  
[Proc. R. Soc. Lond. B, 26:2261–2265, 2001. pdf](#)

# References VII

- [19] J. H. Fowler and N. A. Christakis.  
Dynamic spread of happiness in a large social network: longitudinal analysis over 20 years in the Framingham Heart Study.  
[BMJ, 337:article #2338, 2008. pdf](#) 
- [20] K.-I. Goh, G. Salvi, B. Kahng, and D. Kim.  
Skeleton and fractal scaling in complex networks.  
[Phys. Rev. Lett., 96:018701, 2006. pdf](#) 
- [21] M. C. González, C. A. Hidalgo, and A.-L. Barabási.  
Understanding individual human mobility patterns.  
[Nature, 453:779–782, 2008. pdf](#) 


# References VIII

- [22] R. Guimerà, B. Uzzi, J. Spiro, and L. A. N. Amaral.  
Team assembly mechanisms determine  
collaboration network structure and team  
performance.

[Science](#), 308:697–702, 2005. [pdf](#) 

- [23] C. A. Hidalgo, B. Klinger, A.-L. Barabási, and  
R. Hausman.

The product space conditions the development of  
nations.

[Science](#), 317:482–487, 2007. [pdf](#) 

- [24] R. A. Hill, R. A. Bentley, and R. I. M. Dunbar.

Network scaling reveals consistent fractal pattern  
in hierarchical mammalian societies.

[Biology Letters](#), 2008. [pdf](#) 

# References IX

- [25] M. Ibrahim, C. M. Danforth, and P. S. Dodds.  
Connecting every bit of knowledge: The structure  
of Wikipedia' s First Link Network.  
Available online at  
<https://arxiv.org/abs/1605.00309>, 2016. pdf ↗
- [26] M. Kearns, S. Suri, and N. Montfort.  
An experimental study of the coloring problem on  
human subject networks.  
[Science](#), 313:824–827, 2006. pdf ↗
- [27] G. Kossinets.  
Effects of missing data in social networks.  
[Social Networks](#), 28(3):247–268, 2006. pdf ↗
- [28] G. Kossinets and D. J. Watts.  
Empirical analysis of evolving social networks.  
[Science](#), 311:88–90, 2006. pdf ↗



# References X

The PoCverse  
Semester projects  
71 of 74

[The Plan](#)

[Suggestions for  
Projects](#)

[Archive](#)

[References](#)

- [29] Y.-Y. Liu, J.-J. Slotine, and A.-L. Barabási.  
Controllability of complex networks.  
[Nature](#), 473:167–173, 2011. [pdf](#) ↗
- [30] J.-B. Michel, Y. K. Shen, A. P. Aiden, A. Veres, M. K. Gray, The Google Books Team, J. P. Pickett, D. Hoiberg, D. Clancy, P. Norvig, J. Orwant, S. Pinker, M. A. Nowak, and E. A. Lieberman.  
Quantitative analysis of culture using millions of digitized books.  
[Science Magazine](#), 331:176–182, 2011. [pdf](#) ↗
- [31] M. A. Nowak.  
Five rules for the evolution of cooperation.  
[Science](#), 314:1560–1563, 2006. [pdf](#) ↗





# References XI

- [32] E. A. Pechenick, C. M. Danforth, and P. S. Dodds.  
Characterizing the Google Books corpus: Strong  
limits to inferences of socio-cultural and linguistic  
evolution.

[PLoS ONE, 10:e0137041, 2015.](#) pdf ↗

- [33] E. A. Pechenick, C. M. Danforth, and P. S. Dodds.  
Is language evolution grinding to a halt? The  
scaling of lexical turbulence in English fiction  
suggests it is not.

[Journal of Computational Science, 21:24–37, 2017.](#)  
pdf ↗

- [34] F. Radicchi, J. J. Ramasco, A. Barrat, and  
S. Fortunato.  
Complex networks renormalization: Flows and  
fixed points.


[Phys. Rev. Lett., 101:148701, 2008.](#) pdf ↗



## References XII


- [35] M. Scheffer, J. Bascompte, W. A. Brock, V. Brovkin, S. R. Carpenter, V. Dakos, H. Held, E. H. van Nes, M. Rietkerk, and G. Sugihara.

Early-warning signals for critical transition.

[Nature](#), 461:53–59, 2009. [pdf](#) 


- [36] D. Silver et al.

Mastering the game of Go with deep neural networks and tree search.




[Nature](#), 529:484–489, 2016. [pdf](#) 

- [37] F. Simini, M. C. Gonzalez, A. Maritan, and A.-L. Barabási.

A universal model for mobility and migration patterns.

[Nature](#), 484:96–100, 2012. [pdf](#) 

# References XIII

- [38] C. Song, S. Havlin, and H. A. Makse.  
Self-similarity of complex networks.  
[Nature](#), 433:392–395, 2005. [pdf](#) 
- [39] C. Song, S. Havlin, and H. A. Makse.  
Origins of fractality in the growth of complex  
networks.  
[Nature Physics](#), 2:275–281, 2006. [pdf](#) 
- [40] S. H. Strogatz.  
Romanesque networks.  
[Nature](#), 433:365–366, 2005. [pdf](#) 
- [41] P. Turchin.  
Historical Dynamics: Why States Rise and Fall.  
Princeton University Press, Princeton, NJ, 2003.