

The many disasters of the COVID-19 pandemic

Last updated: 2022/11/02, 22:03:27 EDT

Principles of Complex Systems, Vols. 1, 2, & 3D
CSYS/MATH 300, 303, & 394, 2022-2023 | @pocsvox

Prof. Peter Sheridan Dodds | @peterdodds

Computational Story Lab | Vermont Complex Systems Center
Santa Fe Institute | University of Vermont



PoCS
@pocsvox
COVID-19
disasters

Narrative
Epidemiology

The dashboards
are all wrong

The peril



These slides are brought to you by:

PoCS
@pocsvox
COVID-19
disasters

Sealie & Lambie
Productions



Narrative
Epidemiology

The dashboards
are all wrong


The peril



These slides are also brought to you by:

PoCS
@pocsvox
COVID-19
disasters


Special Guest Executive Producer





Narrative
Epidemiology

The dashboards
are all wrong

The peril



 On Instagram at [pratchett_the_cat](https://www.instagram.com/pratchett_the_cat) 



Outline

PoCS
@pocsvox
COVID-19
disasters

Narrative Epidemiology


Narrative
Epidemiology

The dashboards
are all wrong

The peril

The dashboards are all wrong

The peril



First: The Truth



PoCS
@pocsvox
COVID-19
disasters


Narrative
Epidemiology



The dashboards
are all wrong

The peril


COVID-19 is a conspiracy

- It's not a real contagion.
- Contagion: *con* = 'with' + *tangere* 'to touch.'
- Conspiracy: *con* = 'with' + *tangere* 'to breathe.'
- WHO declares COVID-19 transmission may be via airborne particles in ... May, 2021  after long resisting doing so 



 2020-01-14: WHO tweeted: 
"Preliminary investigations conducted by the Chinese authorities have found no clear evidence of human-to-human transmission of the novel #coronavirus."

 2020-03-30: WHO Official Defends Guidance: 'We're Not Seeing' Airborne Transmission 



The whole concept of 'disaster' is a disaster:

- Dis + Aster = Bad Star = Astrological Ill Fate.
- If the heavens are a clockwork, then all was foretold.
- The stars and planets are the shadowy cabal.
- But we know there are different timelines available.
- Fate is a sometimes food, and there is only the story of fate. (more later in PoCS, Vol. 1).

Narrative
Epidemiology

The dashboards
are all wrong

The peril



Journal entry, 2020/02/11:

- 📦 Coronavirus
- 📦 The idiocy about R_0 continues.
- 📦 Unbelievably believably bad science.



Journal entry, 2020/02/21:

Twitter DMs to a colleague:

Okay: The scientists studying pandemics need to be able to present some kind set of numbers that show how bad things are. The whole R_0 disaster has been waiting to happen because people have been ... lazily having fun with math models? Unconcerned about how to communicate vital scientific information? Stupid? I don't know. Maybe a radar plot visualization. I don't know.

"When these three boundaries are crossed, we are in trouble"

Measles has an R_0 of 20. We should all have it. Of course, there's no f**king time scale for R_0 so we don't know when that happens.

PoCS
@pocsvox
COVID-19
disasters

Narrative
Epidemiology

The dashboards
are all wrong

The peril



Journal entry, 2020/02/21, cont.:


Twitter DMs to a colleague:

- One of the core pieces we had in our old paper: "What is N?"
- And rare events matter so, so much. I keep seeing new countries report their first case.
- South Korea with the church. WaPo says cases are "soaring" there. I haven't seen the numbers.

Narrative
Epidemiology

The dashboards
are all wrong

The peril



What is haPpeNing?

PoCS
@pocsvox
COVID-19
disasters


On March 11, within about 15 minutes after 9 pm US EST:

1. Tom Hanks and Rita Wilson announced that they had tested positive for COVID-19.
2. The National Basketball Association put its season on hold indefinitely due to the COVID-19 pandemic.
3. Trump gave an Oval Office Address during which the Dow Jones Industrial Average futures dropped.
4. Also: former US vice presidential candidate Sarah Palin was appearing on the popular Fox TV show "The Masked Singer" performing Sir Mix-A-Lot's "Baby Got Back" in a bear costume.

Narrative
Epidemiology

The dashboards
are all wrong

The peril



2020/03/15, journal entry:

PoCS
@pocsvox
COVID-19
disasters

They look like us now 📺

- 🧱 What must be done, and must have been done from the start:
- 🧱 Test everyone.
- 🧱 We need sunlight, we need knowledge.
- 🧱 And we needed to be prepared.

Narrative
Epidemiology

The dashboards
are all wrong


















The peril

In general for pandemics:

- 🧱 Limit contact, groups, travel.
- 🧱 Wear masks, PPE.
- 🧱 Don't breathe other people's air, don't lick surfaces.



"Narrative Epidemiology" through TV Tropes:

-  The virus as this season's Big Bad  and a Complete Monster 
-  Ignore the Scientists 
-  Asymptomatic spreaders: The Virus  looks like us now 
-  Failure to act as one against a remorseless unified foe: Let's Split Up, Gang 
-  Vaccine as a silver bullet 
-  Bill Gates created the virus and wants to put chips in your head: Poison-and-Cure Gambit 
-  Tyrant Takes the Helm 
-  Fundamental problem: We much prefer stories of individuals, not systems.

Narrative
Epidemiology

The dashboards
are all wrong

The peril



Story versus the Virus


PoCS
@pocsvox
COVID-19
disasters

Journal entry, 2020/03/21:

Narrative
Epidemiology


The complete incompetence of Trump, our doom

The dashboards
are all wrong

Washington Post article, March 20 

The peril

Azar couldn't get through to Trump to speak with him about the virus until Jan. 18, according to two senior administration officials. When he reached Trump by phone, the president interjected to ask about vaping and when flavored vaping products would be back on the market, the senior administration officials said.



Story versus the Virus

PoCS
@pocsvox
COVID-19
disasters

Journal entry, 2020/03/21, cont.:

On Feb. 25, Nancy Messonnier, a senior CDC official, sounded perhaps the most significant public alarm to that point, when she told reporters that the coronavirus was likely to spread within communities in the United States and that disruptions to daily life could be "severe." Trump called Azar on his way back from a trip to India and complained that Messonnier was scaring the stock markets, according to two senior administration officials.


Narrative
Epidemiology

The dashboards
are all wrong

The peril



Like life, death finds a way.



Mismeasurement of Death

PoCS
@pocsvox
COVID-19
disasters


System failure—things fall apart

- 🧱 We couldn't and still can't count cases and deaths properly.
- 🧱 All up-to-date pandemic dashboards are wrong.
- 🧱 No error bars.
- 🧱 Like flying a plane with instruments showing readings from 3 hours ago.
- 🧱 We need a Grim Scorekeeper.
- 🧱 Excess deaths in the US have run at about 35% more than reported COVID deaths.
- 🧱 Estimate: Over 500,000 excess deaths in the US from March 15 to December 31, 2020.

Narrative
Epidemiology

The dashboards
are all wrong

The peril



Eight significant digits, no errors:

January 11, 2020, Johns Hopkins:




PoCS
@pocsvox

COVID-19
disasters

Narrative
Epidemiology

The dashboards
are all wrong

The peril



<https://www.ft.com>




January 7, 2020, Financial Times, beautiful, misleading:

PoCS
@pocsvox
COVID-19
disasters

Narrative
Epidemiology

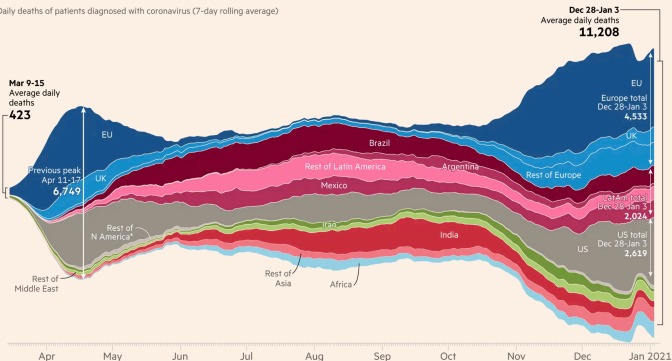
The dashboards
are all wrong

The peril

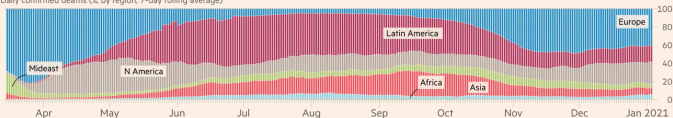


Covid-19's soaring death toll dwarfs figures from first wave

Daily deaths of patients diagnosed with coronavirus (7-day rolling average)



Daily confirmed deaths (% by region, 7-day rolling average)



FT graphic: Steven Bernard / @sdbernard

Source: FT analysis of data from WHO, Covid Tracking Project, Johns Hopkins University, and the U.S. Centers for Disease Control and Prevention, Public Health Agency.

Eventually: time series with excess deaths:

September 20, New York Times:

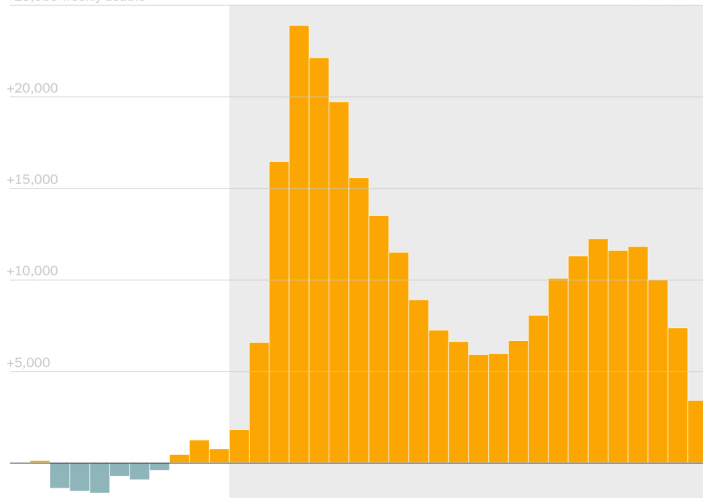
PoCS
@pocsvox
COVID-19
disasters

U.S. Deaths Above or Below Normal

257,900 excess deaths from March 15 to Aug. 29

Recent weeks are likely undercounts.


+25,000 weekly deaths



Narrative
Epidemiology

The dashboards
are all wrong

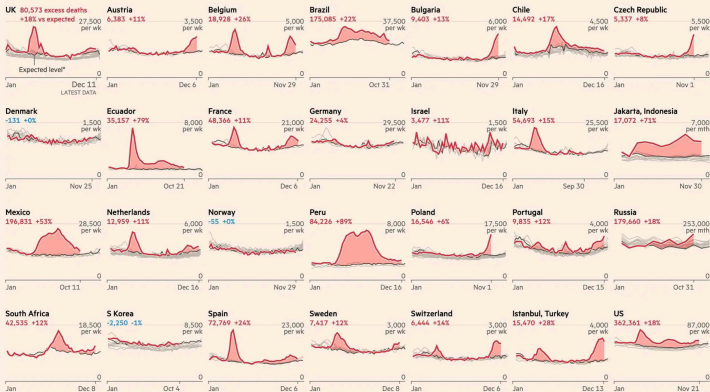
The peril



January 7, 2020, Financial Times:

Death rates have climbed far above historical averages in many countries that have faced Covid-19 outbreaks

Number of deaths per week from all causes, 2020 vs recent years: Shading indicates total excess deaths since 100 confirmed cases in the country




*Adjusted for trend over recent years
Sources: FT analysis of mortality data from individual countries and the Human Mortality Database. Data updated December 22
FT graphic: John Burn-Murdoch / @burnmurdoch
© FT

Narrative
Epidemiology

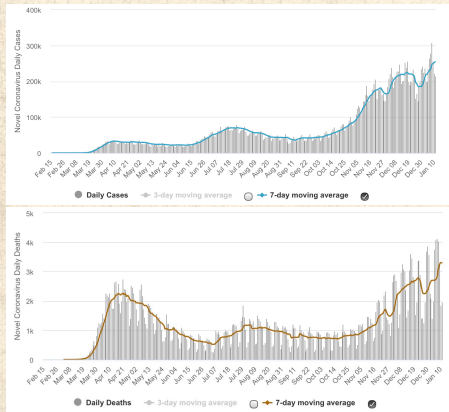
The dashboards
are all wrong

The peril



The humans:

Timely delivery of Stimulus Packages for the Virus and SIR models:




Vacations + fatigue + stories.

PoCS
@pocsvox
COVID-19
disasters

Narrative
Epidemiology

The dashboards
are all wrong

The peril





The failure of epidemiological models


PoCS
@pocsvox
COVID-19
disasters


Narrative
Epidemiology


The dashboards
are all wrong


The peril

 Farr's model : Normal distribution for case load.

 Farr's Law!

 Non-mechanistic, farcical.

 Sigmoid functions appear everywhere and are easily produced by gimmick models.



Mass negligent geronticide:

PoCS
@pocsvox
COVID-19
disasters


Narrative
Epidemiology

The dashboards
are all wrong

The peril

Emergence of differential age mortality:

- Older people are not economically important.
- Shutting down society will ...



Why not let it rip?


PoCS
@pocsvox
COVID-19
disasters

Narrative
Epidemiology

The dashboards
are all wrong

The peril

Especially early on, but throughout:

 "It's no worse than the flu."

"Flatten the curve"

