

The many disasters of the COVID-19 pandemic

Last updated: 2022/11/02, 22:01:59 EDT

Principles of Complex Systems, Vols. 1, 2, & 3D
CSYS/MATH 300, 303, & 394, 2022–2023 | @pocsvox

Prof. Peter Sheridan Dodds | @peterdodds

Computational Story Lab | Vermont Complex Systems Center
Santa Fe Institute | University of Vermont



Licensed under the [Creative Commons Attribution-NonCommercial-ShareAlike 3.0 License](https://creativecommons.org/licenses/by-nc-sa/3.0/).

Outline

Narrative Epidemiology

The dashboards are all wrong

The peril

PoCS
@pocsvox
COVID-19
disasters

Narrative
Epidemiology
The dashboards
are all wrong
The peril



1 of 22

PoCS
@pocsvox
COVID-19
disasters

Narrative
Epidemiology
The dashboards
are all wrong
The peril



2 of 22

PoCS
@pocsvox
COVID-19
disasters

Narrative
Epidemiology
The dashboards
are all wrong
The peril



3 of 22

2020-01-14: WHO [tweeted](#):
“Preliminary investigations conducted by the Chinese authorities have found no clear evidence of human-to-human transmission of the novel #coronavirus.”

2020-03-30: WHO [Official Defends Guidance: 'We're Not Seeing' Airborne Transmission](#)

The whole concept of ‘disaster’ is a disaster:

- Dis + Aster = Bad Star = Astrological Ill Fate.
- If the heavens are a clockwork, then all was foretold.
- The stars and planets are the shadowy cabal.
- But we know there are different timelines available.
- Fate is a sometimes food, and there is only the story of fate. (more later in PoCS, Vol. 1).

Journal entry, 2020/02/11:

- Coronavirus
- The idiocy about R_0 continues.
- Unbelievably believably bad science.

PoCS
@pocsvox
COVID-19
disasters

Narrative
Epidemiology
The dashboards
are all wrong
The peril



4 of 22

PoCS
@pocsvox
COVID-19
disasters

Narrative
Epidemiology
The dashboards
are all wrong
The peril



5 of 22

PoCS
@pocsvox
COVID-19
disasters

Narrative
Epidemiology
The dashboards
are all wrong
The peril



6 of 22

Journal entry, 2020/02/21:

Twitter DMs to a colleague:

- Okay: The scientists studying pandemics need to be able to present some kind set of numbers that show how bad things are. The whole R_0 disaster has been waiting to happen because people have been ... lazily having fun with math models? Unconcerned about how to communicate vital scientific information? Stupid? I don't know. Maybe a radar plot visualization. I don't know.
- “When these three boundaries are crossed, we are in trouble”
- Measles has an R_0 of 20. We should all have it. Of course, there's no f**king time scale for R_0 so we don't know when that happens.

Journal entry, 2020/02/21, cont.:

Twitter DMs to a colleague:

- One of the core pieces we had in our old paper: “What is N?”
- And rare events matter so, so much. I keep seeing new countries report their first case.
- South Korea with the church. WaPo says cases are “soaring” there. I haven't seen the numbers.

What is haPpeNing?

On March 11, within about 15 minutes after 9 pm US EST:

- Tom Hanks and Rita Wilson announced that they had tested positive for COVID-19.
- The National Basketball Association put its season on hold indefinitely due to the COVID-19 pandemic.
- Trump gave an Oval Office Address during which the Dow Jones Industrial Average futures dropped.
- Also: former US vice presidential candidate Sarah Palin was appearing on the popular Fox TV show “The Masked Singer” performing Sir Mix-A-Lot’s “Baby Got Back” in a bear costume.

PoCS
@pocsvox
COVID-19
disasters

Narrative
Epidemiology
The dashboards
are all wrong
The peril



7 of 22

PoCS
@pocsvox
COVID-19
disasters

Narrative
Epidemiology
The dashboards
are all wrong
The peril



8 of 22

PoCS
@pocsvox
COVID-19
disasters

Narrative
Epidemiology
The dashboards
are all wrong
The peril



9 of 22

2020/03/15, journal entry:

They look like us now

- What must be done, and must have been done from the start:
- Test everyone.
- We need sunlight, we need knowledge.
- And we needed to be prepared.

In general for pandemics:

- Limit contact, groups, travel.
- Wear masks, PPE.
- Don't breathe other people's air, don't lick surfaces.

PoCS @pocsvox COVID-19 disasters

Narrative Epidemiology The dashboards are all wrong The peril

10 of 22

"Narrative Epidemiology" through TV Tropes

- The virus as this season's **Big Bad** and a **Complete Monster**
- Ignore the Scientists**
- Asymptomatic spreaders: **The Virus** looks like us now
- Failure to act as one against a remorseless unified foe: **Let's Split Up, Gang**
- Vaccine as a **silver bullet**
- Bill Gates created the virus and wants to put chips in your head: **Poison-and-Cure Gambit**
- Tyrant Takes the Helm**
- Fundamental problem: We much prefer stories of individuals, not systems.

PoCS @pocsvox COVID-19 disasters

Narrative Epidemiology The dashboards are all wrong The peril

11 of 22

Story versus the Virus

Journal entry, 2020/03/21:

The complete incompetence of Trump, our doom

Washington Post article, March 20

Azar couldn't get through to Trump to speak with him about the virus until Jan. 18, according to two senior administration officials. When he reached Trump by phone, the president interjected to ask about vaping and when flavored vaping products would be back on the market, the senior administration officials said.

Narrative Epidemiology The dashboards are all wrong The peril

12 of 22

Story versus the Virus

Journal entry, 2020/03/21, cont.:

On Feb. 25, Nancy Messonnier, a senior CDC official, sounded perhaps the most significant public alarm to that point, when she told reporters that the coronavirus was likely to spread within communities in the United States and that disruptions to daily life could be "severe." Trump called Azar on his way back from a trip to India and complained that Messonnier was scaring the stock markets, according to two senior administration officials.

Like life, death finds a way.

PoCS @pocsvox COVID-19 disasters

Narrative Epidemiology The dashboards are all wrong The peril

13 of 22

Mismeasurement of Death

System failure—things fall apart

- We couldn't and still can't count cases and deaths properly.
- All up-to-date pandemic dashboards are wrong.
- No error bars.
- Like flying a plane with instruments showing readings from 3 hours ago.
- We need a Grim Scorekeeper.
- Excess deaths in the US have run at about 35% more than reported COVID deaths.
- Estimate: Over 500,000 excess deaths in the US from March 15 to December 31, 2020.

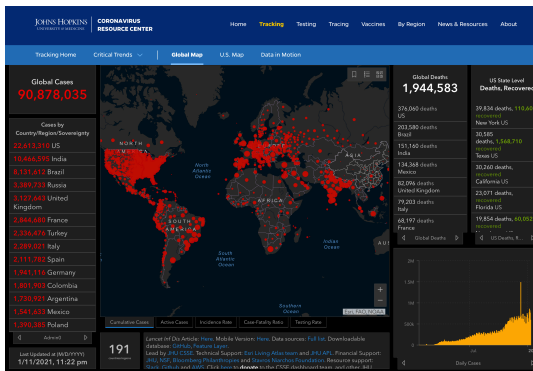
PoCS @pocsvox COVID-19 disasters

Narrative Epidemiology The dashboards are all wrong The peril

14 of 22

Eight significant digits, no errors:

January 11, 2020, Johns Hopkins:

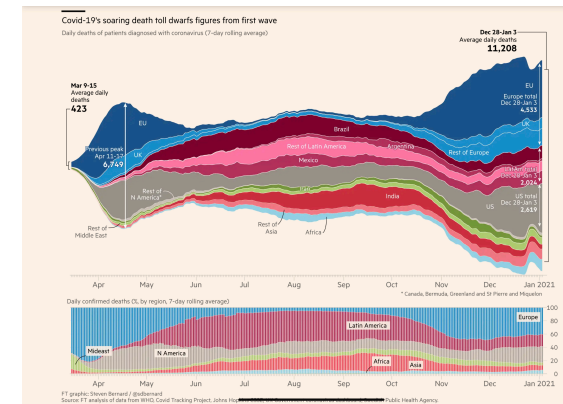


PoCS @pocsvox COVID-19 disasters

Narrative Epidemiology The dashboards are all wrong The peril

15 of 22

January 7, 2020, Financial Times, beautiful, misleading:



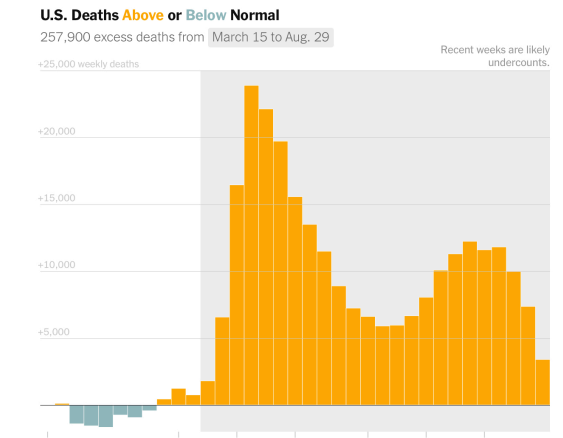
PoCS @pocsvox COVID-19 disasters

Narrative Epidemiology The dashboards are all wrong The peril

16 of 22

https://www.ft.com

Eventually: time series with excess deaths: September 20, New York Times:



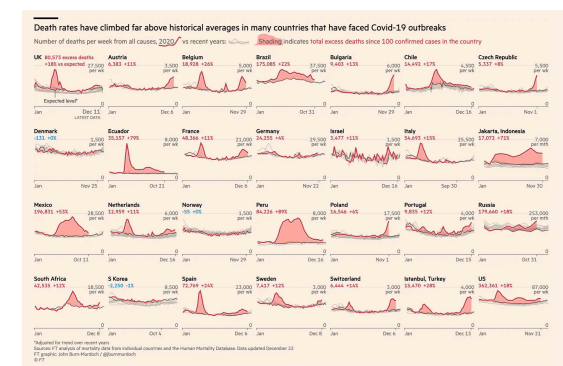
PoCS @pocsvox COVID-19 disasters

Narrative Epidemiology The dashboards are all wrong The peril

17 of 22

Financial Times:

January 7, 2020, Financial Times:



PoCS @pocsvox COVID-19 disasters

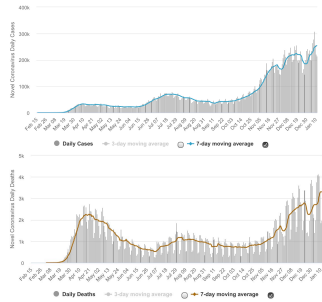
Narrative Epidemiology The dashboards are all wrong The peril

18 of 22

https://www.ft.com

The humans:

Timely delivery of Stimulus Packages for the Virus and SIR models:



Vacations + fatigue + stories.

The failure of epidemiological models

- 🧠 [Farr's model](#): Normal distribution for case load.
- 🧠 Farr's Law!
- 🧠 Non-mechanistic, farcical.
- 🧠 Sigmoid functions appear everywhere and are easily produced by gimmick models.

Mass negligent geronticide:

Emergence of differential age mortality:

- 🧠 Older people are not economically important.
- 🧠 Shutting down society will ...

Why not let it rip?

Especially early on, but throughout:

🧠 "It's no worse than the flu."

"Flatten the curve"

PoCS
@pocsvox
COVID-19
disasters

Narrative
Epidemiology
The dashboards
are all wrong
The peril



PoCS
@pocsvox
COVID-19
disasters

Narrative
Epidemiology
The dashboards
are all wrong
The peril



PoCS
@pocsvox
COVID-19
disasters

Narrative
Epidemiology
The dashboards
are all wrong
The peril



PoCS
@pocsvox
COVID-19
disasters

Narrative
Epidemiology
The dashboards
are all wrong
The peril

PoCS
@pocsvox
COVID-19
disasters

Narrative
Epidemiology
The dashboards
are all wrong
The peril



PoCS
@pocsvox
COVID-19
disasters

Narrative
Epidemiology
The dashboards
are all wrong
The peril