

# Chaotic Contagion: The Idealized Hipster Effect

Last updated: 2021/10/26, 23:56:42 EDT

Principles of Complex Systems, Vols. 1 & 2  
CSYS/MATH 300 and 303, 2021-2022 | @pocsvox

Prof. Peter Sheridan Dodds | @peterdodds

Computational Story Lab | Vermont Complex Systems Center  
Vermont Advanced Computing Core | University of Vermont



PoCS  
@pocsvox  
Chaotic  
Contagion

Chaotic  
Contagion  
Chaos  
Invariant densities  
References



Licensed under the *Creative Commons Attribution-NonCommercial-ShareAlike 3.0 License*.

These slides are brought to you by:

PoCS  
@pocsvox

Chaotic  
Contagion

Sealie & Lambie  
Productions



Chaotic  
Contagion

Chaos  
Invariant densities


References





# These slides are also brought to you by:

PoCS  
@pocsvox  
Chaotic  
Contagion

## Special Guest Executive Producer



Chaotic  
Contagion  
Chaos  
Invariant densities  
References

 On Instagram at [pratchett\\_the\\_cat](https://www.instagram.com/pratchett_the_cat) 



# Outline

PoCS  
@pocsvox

Chaotic  
Contagion

Chaotic  
Contagion

Chaos  
Invariant densities

References

Chaotic Contagion

Chaos

Invariant densities

References





# Chaotic Contagion on Networks:

PoCS  
@pocsvox

Chaotic  
Contagion



“Limited Imitation Contagion on random networks: Chaos, universality, and unpredictability” [↗](#)

Dodds, Harris, and Danforth,  
Phys. Rev. Lett., **110**, 158701, 2013. [1]

Chaotic  
Contagion

Chaos  
Invariant densities

References



“Dynamical influence processes on networks: General theory and applications to social contagion” [↗](#)

Harris, Danforth, and Dodds,  
Phys. Rev. E, **88**, 022816, 2013. [2]

A. Mandel, conference at Urbana-Champaign,  
2007:

“If I was a younger man, I would have stolen this from you.”



# Chaotic contagion:

PoCS  
@pocsvox

Chaotic  
Contagion

What if individual response functions are not monotonic?

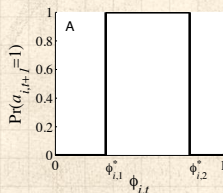
Consider a simple deterministic version:

Node  $i$  has an 'activation threshold'

$$\phi_{i,1}$$

...and a 'de-activation threshold'  $\phi_{i,2}$

Nodes like to imitate but only up to a limit—they don't want to be like everyone else.

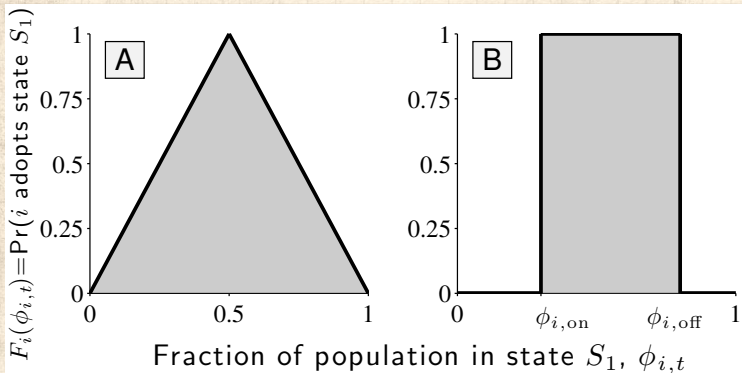


Chaotic  
Contagion

Chaos  
Invariant densities

References








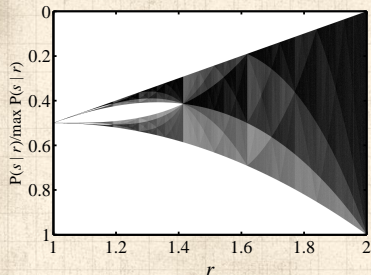
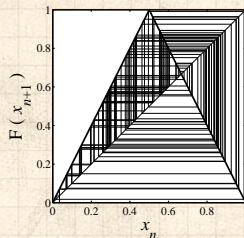
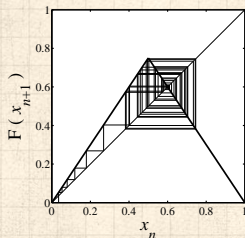
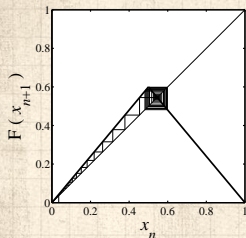
## Definition of the tent map:

$$F(x) = \begin{cases} rx & \text{for } 0 \leq x \leq \frac{1}{2}, \\ r(1-x) & \text{for } \frac{1}{2} \leq x \leq 1. \end{cases}$$

 The usual business: look at how  $F$  iteratively maps the unit interval  $[0, 1]$ .

# The tent map

Effect of increasing  $r$  from 1 to 2.

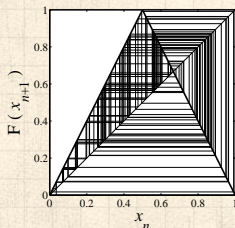


Orbit diagram:

Chaotic behavior increases  
as map slope  $r$  is  
increased.

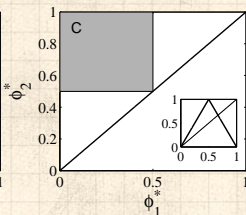
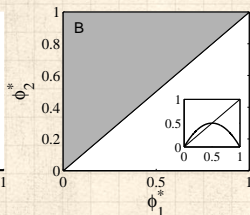
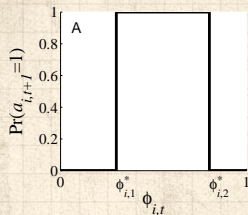
# Chaotic behavior

Take  $r = 2$  case:



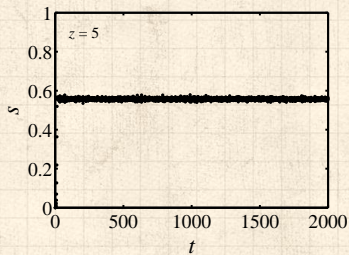
- What happens if nodes have limited information?
- As before, allow interactions to take place on a sparse random network.
- Vary average degree  $z = \langle k \rangle$ , a measure of information

# Two population examples:

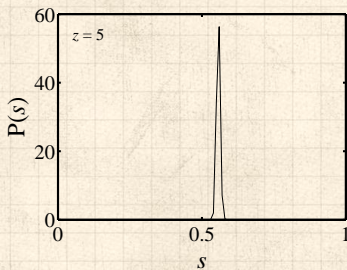


- ☰ Randomly select  $(\phi_{i,1}, \phi_{i,2})$  from gray regions shown in plots B and C.
- ☰ Insets show composite response function averaged over population.
- ☰ We'll consider plot C's example: **the tent map**.

# Invariant densities—stochastic response functions



activation time series



activation density

# Invariant densities—stochastic response functions

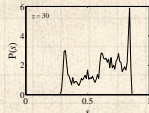
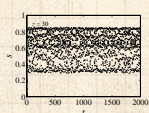
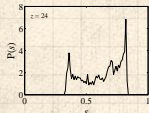
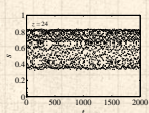
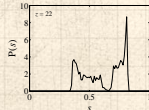
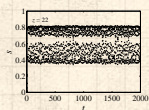
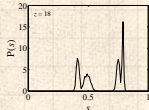
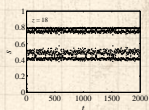
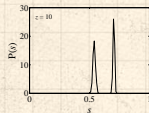
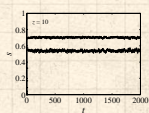
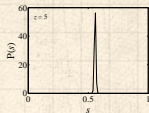
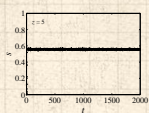
PoCS  
@pocsvox

Chaotic  
Contagion

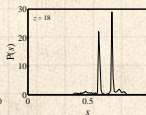
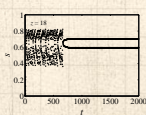
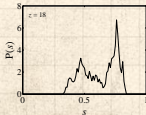
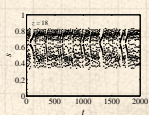
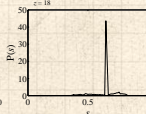
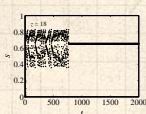
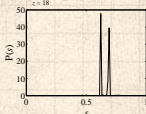
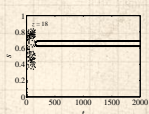
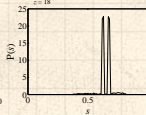
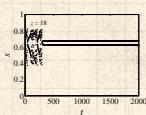
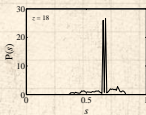
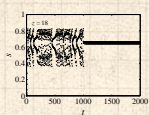
Chaotic  
Contagion

Chaos  
Invariant densities

References



# Invariant densities—deterministic response functions for one specific network with $\langle k \rangle = 18$



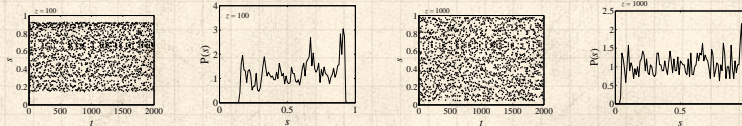
# Invariant densities—stochastic response functions

PoCS  
@pocsvox  
Chaotic  
Contagion

Chaotic  
Contagion

Chaos  
Invariant densities

References

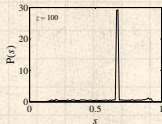
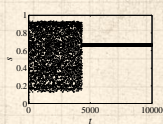
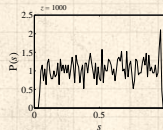
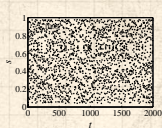
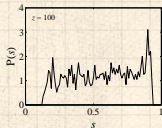
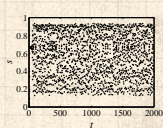


Trying out higher values of  $\langle k \rangle$ ...



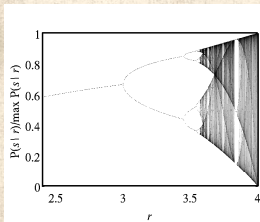
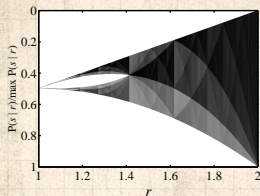


# Invariant densities—deterministic response functions

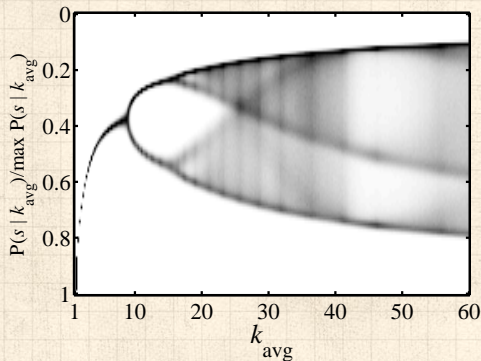


Trying out higher values of  $\langle k \rangle$ ...

# Connectivity leads to chaos:



## Stochastic response functions:



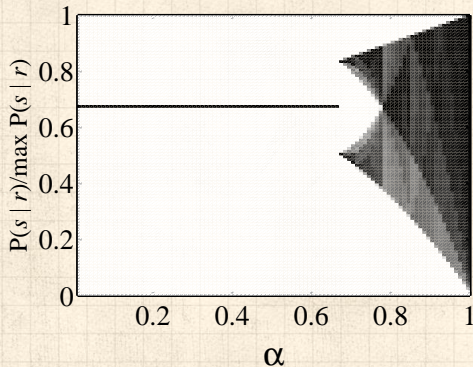
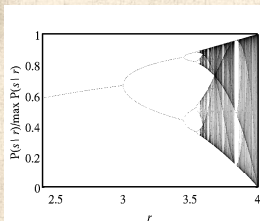
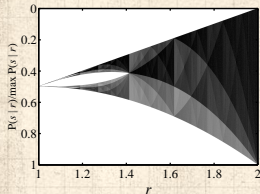
Chaotic  
Contagion

Chaos  
Invariant densities

References



# Bifurcation diagram: Asynchronous updating



# Bifurcation diagram: Asynchronous updating

PoCS  
@pocsvox

Chaotic  
Contagion

Chaotic  
Contagion

Chaos  
Invariant densities

References

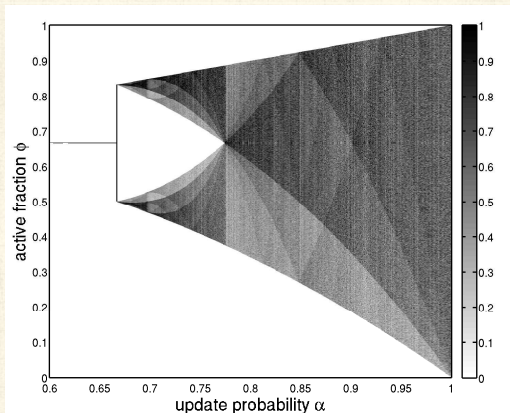


FIG. 3. Bifurcation diagram for the dense map  $\Phi(\phi; \alpha)$ , Eqn. (18). This was generated by iterating the map at 1000  $\alpha$  values between 0 and 1. The iteration was carried out with 3 random initial conditions for 10000 time steps each, discarding the first 1000. The  $\phi$ -axis contains 1000 bins and the invariant density, shown by the grayscale value, is normalized by the maximum for each  $\alpha$ . With  $\alpha < 2/3$ , all trajectories go to the fixed point at  $\phi = 2/3$ .



<https://www.youtube.com/watch?v=7JHrZyyq870?rel=0>


How the bifurcation diagram changes with increasing average degree  $\langle k \rangle$  as a function of the synchronicity parameter  $\alpha$  for the stochastic response (tent map) case.




[https://www.youtube.com/watch?v=\\_zwK6polBvc?rel=0](https://www.youtube.com/watch?v=_zwK6polBvc?rel=0)

How the bifurcation diagram changes with increasing  $\alpha$ , the synchronicity parameter as a function of average degree  $\langle k \rangle$  for the stochastic response (tent map) case.




<https://www.youtube.com/watch?v=3bo4fzp4Snw?rel=0>   
LIC dynamics on a fixed graph with a shared stochastic (tent map) response function. Average degree = 6, update synchronicity parameter  $\alpha = 1$ . The macroscopic behavior is period-1, plus noisy fluctuations.




[https://www.youtube.com/watch?v=7UCula\\_ktmw?rel=0](https://www.youtube.com/watch?v=7UCula_ktmw?rel=0)   
LIC dynamics on a fixed graph with a shared stochastic (tent map) response function. Average degree = 11, update synchronicity parameter  $\alpha = 1$ . The macroscopic behavior is period-2, plus noisy fluctuations.






<https://www.youtube.com/watch?v=oWKt8Zj1Ccw?rel=0>   
LIC dynamics on a fixed graph with a shared stochastic (tent map) response function.  $\langle k \rangle = 30$ , update synchronicity parameter  $\alpha = 1$ . The macroscopic behavior is chaotic.



<https://www.youtube.com/watch?v=AfhUlklOiOU?rel=0> 

LIC dynamics on a fixed graph with fixed, deterministic response functions. Average degree = 30, update synchronicity parameter  $\alpha = 1$ . Shown are nodes which continue changing (703/1000) after the transient chaotic behavior has "collapsed."



<https://www.youtube.com/watch?v=ZwY0hTstj2M?rel=0> 

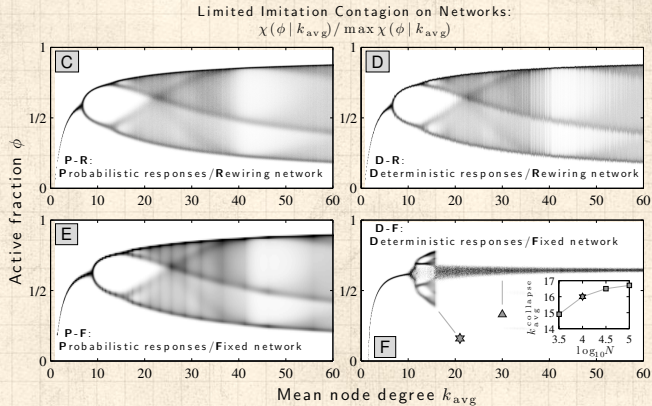
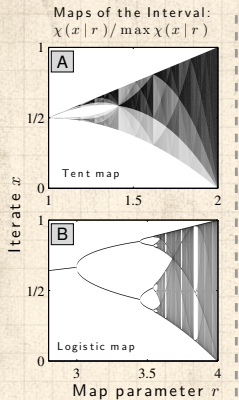
LIC dynamics on a fixed graph with fixed, deterministic response functions. Average degree = 30, update synchronicity parameter  $\alpha = 1$ . The dynamics exhibit transient chaotic behavior before collapsing to a fixed point.

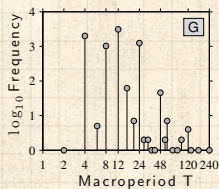
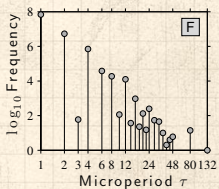
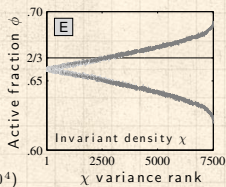
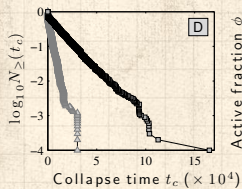
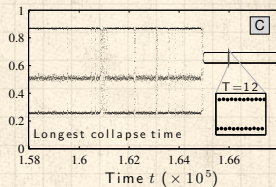
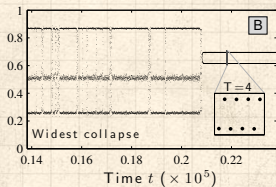
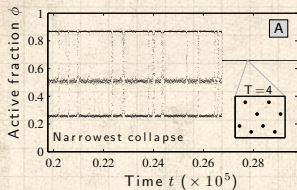


<https://www.youtube.com/watch?v=YDhjmFyBSn4?rel=0>

LIC dynamics on a fixed graph with fixed, deterministic response functions. Average degree = 17, update synchronicity parameter  $\alpha = 1$ . The dynamics exhibit transient chaotic behavior before collapsing to a period-4 orbit.







[1] P. S. Dodds, K. D. Harris, and C. M. Danforth.  
Limited Imitation Contagion on random networks:  
Chaos, universality, and unpredictability.  
[Phys. Rev. Lett., 110:158701, 2013. pdf](#)

[2] K. D. Harris, C. M. Danforth, and P. S. Dodds.  
Dynamical influence processes on networks:  
General theory and applications to social  
contagion.  
[Phys. Rev. E, 88:022816, 2013. pdf](#)

