

Linguistic Pollyanna Principle: The positivity bias of language

Last updated: 2018/05/03, 07:46:59

Complex Networks | @networksvox
CSYS/MATH 303, Spring, 2018

Prof. Peter Dodds | @peterdodds

Dept. of Mathematics & Statistics | Vermont Complex Systems Center
Vermont Advanced Computing Core | University of Vermont



Licensed under the Creative Commons Attribution-NonCommercial-ShareAlike 3.0 License.

CocoNuTS
@networksvox
Pollyanna
Principle

Pollyanna
Principle
English is happy
10 languages
Extras
Corpora
Text parsing
Corpus
generation
References



1 of 53

Outline

Pollyanna Principle
English is happy
10 languages
Extras
Corpora
Text parsing
Corpus generation
References

CocoNuTS
@networksvox
Pollyanna
Principle

Pollyanna
Principle
English is happy
10 languages
Extras
Corpora
Text parsing
Corpus
generation
References



4 of 53

These slides are brought to you by:



CocoNuTS
@networksvox
Pollyanna
Principle

Pollyanna
Principle
English is happy
10 languages
Extras
Corpora
Text parsing
Corpus
generation
References



2 of 53



"Human language reveals a universal positivity bias"
Dodds et al.,
Proc. Natl. Acad. Sci., **112**, 2389–2394, 2015. [2]

CocoNuTS
@networksvox
Pollyanna
Principle


Pollyanna
Principle
English is happy
10 languages
Extras
Corpora
Text parsing
Corpus
generation
References



5 of 53

These slides are also brought to you by:

Special Guest Executive Producer



On Instagram at [pratchett_the_cat](https://www.instagram.com/pratchett_the_cat)

CocoNuTS
@networksvox
Pollyanna
Principle

Pollyanna
Principle
English is happy
10 languages
Extras
Corpora
Text parsing
Corpus
generation
References



3 of 53

Who are we?

- Stories we tell about how we should/could/must behave vary enormously.
- Jainism to Rand's Objectivism.

Basic observations:

- Language is our great social technology.
- And we convey stories through language.

Basic question:

- What's the distribution of emotional content of the atoms of language?

Data we've generated:

- English plus nine other languages.
- Key: incorporate word usage frequency (= size).

CocoNuTS
@networksvox
Pollyanna
Principle

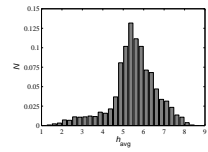
Pollyanna
Principle
English is happy
10 languages
Extras
Corpora
Text parsing
Corpus
generation
References



6 of 53



English's scale-invariant, positive bias: [8]



- ☞ Social organism story manifested in language.
- ☞ Pollyanna Hypothesis: Interactions are predominantly positive

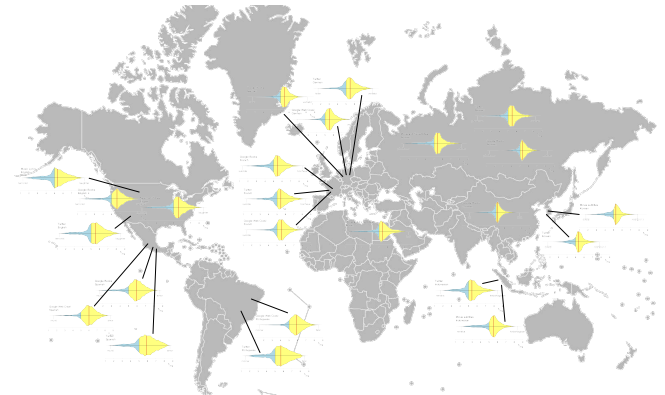
- ☞ Positive anchor of concepts: Unhappy but not unsad.
- ☞ Many ways for things to go wrong: "All happy families are alike; each unhappy family is unhappy in its own way."
- ☞ Guns, Germs, and Steel [1] invokes the Anna Karenina Principle
- ☞ But: must account for frequency of word usage ...

CocoNuTS @networksvox
Pollyanna Principle

Pollyanna Principle
English is happy
10 languages
Extras
Corpora
Text parsing
Corpus generation
References



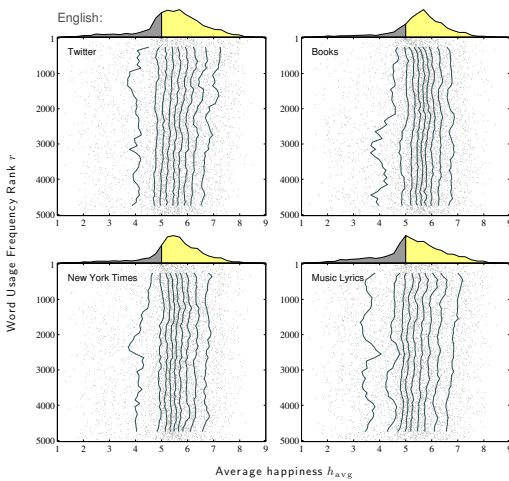
7 of 53



Dodds/Tivnan/Danforth et al., Proc. Natl. Acad. Sci. 2015, "Human language reveals a universal positivity bias." [2]
Global press including National Geographic
Top 100 altmetric article, 2015



Jellyfish plots:



CocoNuTS @networksvox
Pollyanna Principle

Pollyanna Principle
English is happy
10 languages
Extras
Corpora
Text parsing
Corpus generation
References



8 of 53

Good buzz according to Altmetric ...(report is no longer findable):

As of May 7, 2015:

- ☞ Altmetric Score: 772.
- ☞ Ranked 3rd out of 933 articles published in PNAS surrounding 12 weeks.
- ☞ Ranked 24nd out of 34,050 articles in PNAS all time. (Mean score 13.5.)
- ☞ Ranked 60th out of all 109,841 tracked articles published in surrounding 12 weeks.
- ☞ Ranked 459th out of 3,724,005 tracked articles all time.

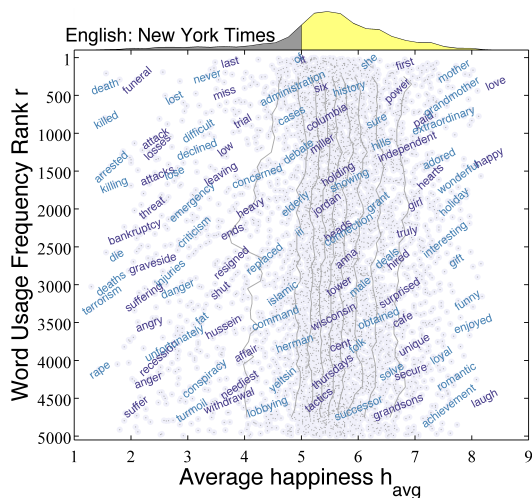
This doesn't mean it's a good article ... but it is.

CocoNuTS @networksvox
Pollyanna Principle

Pollyanna Principle
English is happy
10 languages
Extras
Corpora
Text parsing
Corpus generation
References



11 of 53




CocoNuTS @networksvox
Pollyanna Principle

Pollyanna Principle
English is happy
10 languages
Extras
Corpora
Text parsing
Corpus generation
References



9 of 53

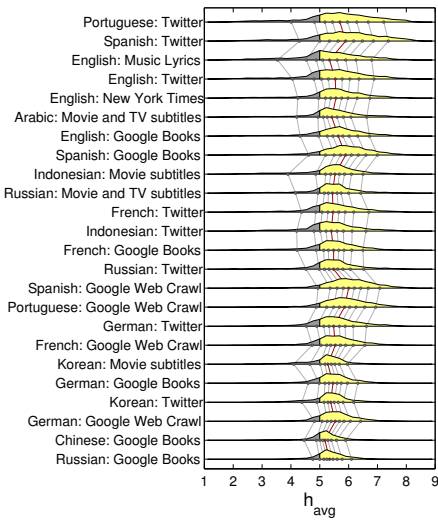


CocoNuTS @networksvox
Pollyanna Principle

Pollyanna Principle
English is happy
10 languages
Extras
Corpora
Text parsing
Corpus generation
References



12 of 53

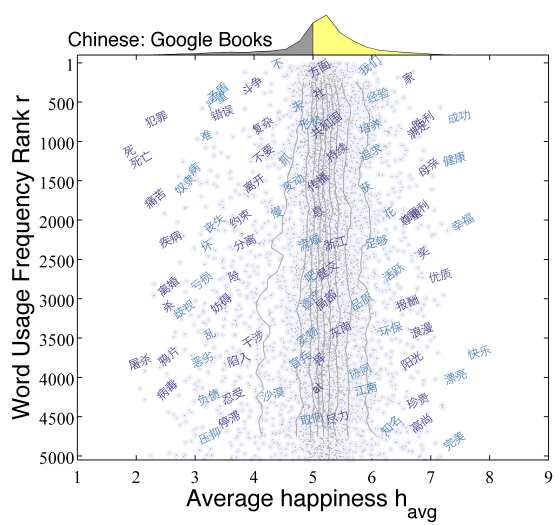


CocoNuTS
 @networksvox
 Pollyanna
 Principle

Pollyanna
 Principle
 English is happy
 10 languages
 Extras
 Corpora
 Text parsing
 Corpus
 generation
 References



13 of 53

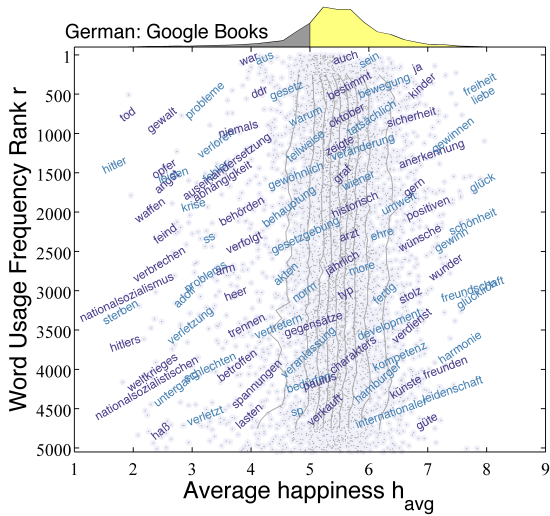


CocoNuTS
 @networksvox
 Pollyanna
 Principle

Pollyanna
 Principle
 English is happy
 10 languages
 Extras
 Corpora
 Text parsing
 Corpus
 generation
 References



16 of 53

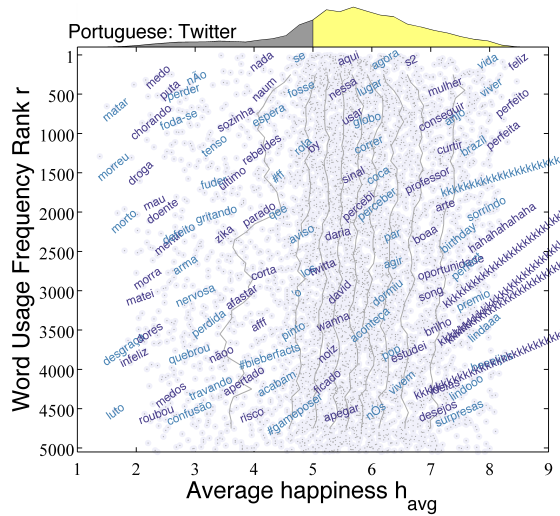


CocoNuTS
 @networksvox
 Pollyanna
 Principle

Pollyanna
 Principle
 English is happy
 10 languages
 Extras
 Corpora
 Text parsing
 Corpus
 generation
 References



14 of 53

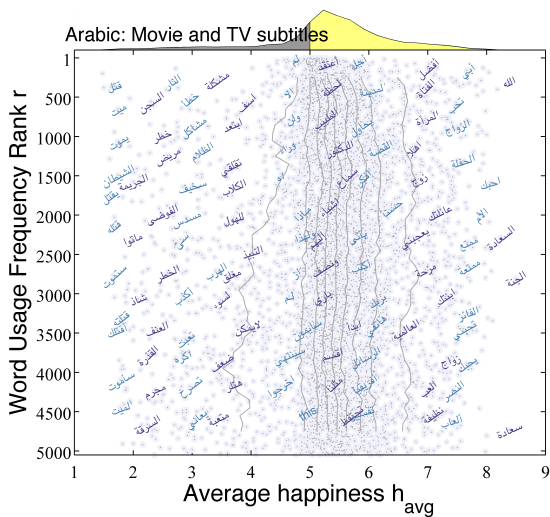


CocoNuTS
 @networksvox
 Pollyanna
 Principle

Pollyanna
 Principle
 English is happy
 10 languages
 Extras
 Corpora
 Text parsing
 Corpus
 generation
 References



17 of 53

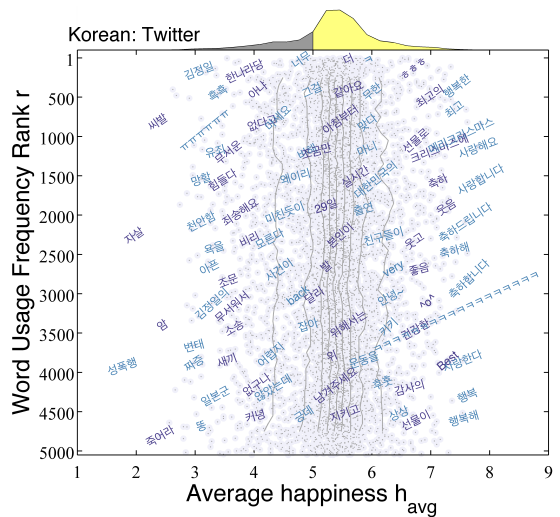


CocoNuTS
 @networksvox
 Pollyanna
 Principle

Pollyanna
 Principle
 English is happy
 10 languages
 Extras
 Corpora
 Text parsing
 Corpus
 generation
 References



15 of 53

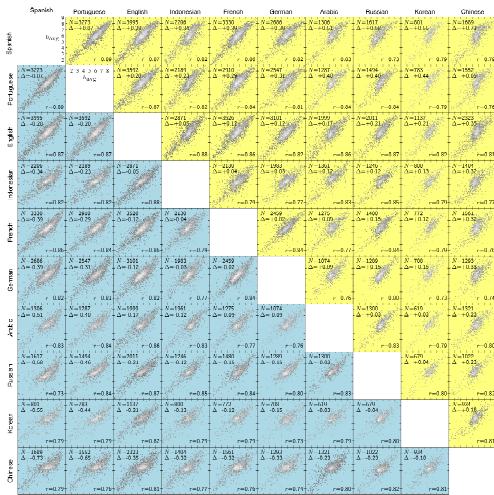


CocoNuTS
 @networksvox
 Pollyanna
 Principle

Pollyanna
 Principle
 English is happy
 10 languages
 Extras
 Corpora
 Text parsing
 Corpus
 generation
 References



18 of 53



CocoNuTS
@networksvox
Pollyanna
Principle

Pollyanna
Principle
English is happy
10 languages
Extras
Corpora
Text parsing
Corpus
generation
References



19 of 53

More LIWC function words:

High	h_{avg}	Neutral	h_{avg}	Low	h_{avg}
billion	7.56	been	5.04	wouldnt	3.86
million	7.38	other	5.04	not	3.86
couple	7.30	into	5.04	shouldn't	3.84
millions	7.26	theyre	5.04	none	3.84
greatest	7.26	it	5.02	haven't	3.82
rest	7.18	some	5.02	wouldn't	3.78
best	7.18	where	5.02	fewer	3.72
equality	7.08	themselves	5.02	lacking	3.71
unique	6.98	im	5.02	won't	3.70
plenty	6.98	quarterly	5.02	wasnt	3.70
truly	6.86	ive	5.02	dont	3.70
hopefully	6.84	because	5.00	don't	3.70
first	6.82	whereas	5.00	down	3.66
plus	6.76	id	5.00	nobody	3.64
well	6.68	til	5.00	doesn't	3.62
greater	6.68	the	4.98	couldnt	3.58
highly	6.60	to	4.98	without	3.54
me	6.58	by	4.98	no	3.48
done	6.54	or	4.98	cant	3.48
extra	6.52	part	4.98	zero	3.44
infinite	6.44	rather	4.98	against	3.40
simply	6.42	its	4.96	never	3.34
equally	6.40	when	4.96	cannot	3.32
sixteen	6.39	perhaps	4.96	lack	3.16
we	6.38	yall	4.96	negative	2.42
soon	6.34	of	4.94	worst	2.10

CocoNuTS
@networksvox
Pollyanna
Principle

Pollyanna
Principle
English is happy
10 languages
Extras
Corpora
Text parsing
Corpus
generation
References



22 of 53

No one understands anything:

A revealing letter and our reply:



"Language-dependent relationship between word happiness and frequency" Garcia, Garas, and Schweitzer, Proc. Natl. Acad. Sci., , 2015. [7]



"Reply to Garcia et al.: Common mistakes in measuring frequency dependent word characteristics" Dodds et al., Proc. Natl. Acad. Sci., , 2015. [4]

Full version here: <http://arxiv.org/abs/1406.3855>

Abstract:

The concerns expressed by Garcia *et al.* [7] are misplaced due to a range of misconceptions about word usage frequency, word rank, and expert-constructed word lists such as LIWC [11]. We provide a complete response in our paper's online appendices [3].

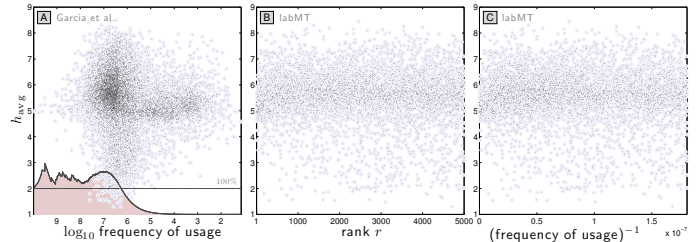
CocoNuTS
@networksvox
Pollyanna
Principle

Pollyanna
Principle
English is happy
10 languages
Extras
Corpora
Text parsing
Corpus
generation
References



20 of 53

The jellyfish knows:



Scatterplot of h_{avg} as a function of word usage frequency for the English Google Books word list generated by Garcia *et al.*. Uncontrolled subsampling of lower frequency words yields a lexicon that is not statistically representative of any natural language corpus. Lower curve provides a coarse estimate of cumulative lexicon coverage as a function of usage frequency f using Zipf's law $f_r \sim f_1 r^{-1}$ inverted as $r \sim f_1 / f_r$. The rapid drop off begins at around rank 5000, the involved lexicon size for Google Books in labMT [3, 6]. **B.** and Scatterplot of h_{avg} as a function of rank r for the 5000 words for Google Books contributing to labMT, the basis of our jellyfish plots [3]. **C.** Same data as **B** plotted against f . Linear regression fits for the first two scatterplots are $h_{avg} \approx 0.089 \log_{10} f + 4.85$ and $h_{avg} \approx -3.04 \times 10^{-5} r + 5.62$ (as reported in [3]). Note difference in signs, and the far weaker trend for the statistically appropriate regression against rank in **B**. Pearson correlation coefficients: +0.105, -0.042, and -0.043 with p -values 6.15×10^{-26} , 3.03×10^{-3} , and 2.57×10^{-3} . Spearman correlation coefficients: +0.201, -0.013, and -0.013 with p -values 6.37×10^{-92} , 0.350, and 0.350.

CocoNuTS
@networksvox
Pollyanna
Principle

Pollyanna
Principle
English is happy
10 languages
Extras
Corpora
Text parsing
Corpus
generation
References



24 of 53

LIWC function words are not neutral:

- ☞ "greatest" ($h_{avg}=7.26$),
- ☞ "best" ($h_{avg}=7.26$),
- ☞ "unique" ($h_{avg}=6.98$),
- ☞ "negative" ($h_{avg}=2.42$),
- ☞ "worst" ($h_{avg}=2.10$).

Common scientific sense for text analysis:

Always look at the words.

CocoNuTS
@networksvox
Pollyanna
Principle

Pollyanna
Principle
English is happy
10 languages
Extras
Corpora
Text parsing
Corpus
generation
References



21 of 53

Nutshell:

- ☞ Linguistic positivity bias holds for 10 major languages.
- ☞ Spread across 24 corpora: books, news, social media, movie titles, ...
- ☞ Languages and evaluating groups spread around the world.
- ☞ Diverse in language origins.
- ☞ Language appears to reflect social, cooperative tendency of people.
- ☞ Negative emotion is more variable—must be specific, Tolstoyfully.

Corpus:	# Words	Reference(s)
English: Twitter	5000	[?, 6]
English: Google Books Project	5000	[10]
English: The New York Times	5000	[12]
English: Music lyrics	5000	[5]
Portuguese: Google Web Crawl	7133	[?]
Portuguese: Twitter	7119	[?]
Spanish: Google Web Crawl	7189	[?]
Spanish: Twitter	6415	[?]
Spanish: Google Books Project	6379	[10]
French: Google Web Crawl	7056	[?]
French: Twitter	6569	[?]
French: Google Books Project	6192	[10]
Arabic: Movie and TV subtitles	9999	MITRE [?]
Indonesian: Twitter	7044	[?]
Indonesian: Movie subtitles	6726	MITRE [?]
Russian: Twitter	6575	[?]
Russian: Google Books Project	5980	[10]
Russian: Movie and TV subtitles	6186	[?]
German: Google Web Crawl	6902	[?]
German: Twitter	6459	[?]
German: Google Books Project	6097	[10]
Korean: Twitter	6728	[?]
Korean: Movie subtitles	5389	MITRE [?]
Chinese: Google Books Project	10000	[10]

Measuring the Happiness of Words

Our overall aim is to assess how people feel about individual words. With this particular survey, we are focusing on the dual emotions of sadness and happiness. You are to rate 100 individual words on a 9 point unhappy-happy scale.

Please consider each word carefully. If we determine that your ratings are randomly or otherwise inappropriately selected, or that any questions are left unanswered, we may not approve your work. These words were chosen based on their common usage. As a result, a small portion of words may be offensive to some people, written in a different language, or nonsensical.

Before completing the word ratings, we ask that you answer a few short demographic questions. We expect the entire survey to require 10 minutes of your time. Thank you for participating!

Example:



Demographic Questions

1. What is your gender? (Male/Female)
2. What is your age? (Free text)
3. Which of the following best describes your highest achieved education level?
Some High School, High School Graduate, Some college, no degree, Associate's degree, Bachelor's degree, Graduate degree (Masters, Doctorate, etc.)
4. What is the total income of your household?
5. Where are you from originally?
6. Where do you live currently?
7. Is _____ your first language? (Yes/No) If it is not, please specify what your first language is.
8. Do you have any comments or suggestions? (Free text)

Language	Participants' location(s)	# of participants	Average words scored
English	US, India	384	1302
German	Germany	196	2551
Indonesian	Indonesia	146	3425
Russian	Russia	125	4000
Arabic	Egypt	185	2703
French	France	179	2793
Spanish	Mexico	236	2119
Portuguese	Brazil	208	2404
Simplified Chinese	China	128	3906
Korean	Korea, US	109	4587

Number and main country/countries of location for participants evaluating the 10,000 common words for each of the 10 languages we studied. Also recorded is the average number of words evaluated by each participant (rounded to the nearest integer). We note that each word received 50 evaluations from distinct individuals. The English word list was evaluated via Mechanical Turk for our initial study [9]. The nine languages evaluated through Appen-Butler Hill yielded a higher participation rate likely due to better pay and the organization's quality of service.

Of our 24 corpora, we received 17 already parsed by the source: the Google Books Project (6 corpora), the Google Web Crawl (8 corpora), and Movie and TV subtitles (3 corpora). For the other 7 corpora (Twitter, New York Times, and Music Lyrics), we extracted words by standard white space separation (more on Twitter below). We acknowledge the many complications with inflections and variable orthography. We have found merit in not collapsing related words, which would require a more sophisticated treatment going beyond the present paper's bounds. Moreover, we have observed that allowing, say, different conjugation of verbs to stand in our corpora is valuable as human evaluations of such have proved to be distinguishable (e.g., present versus past tense [6]).

We used the services of Appen Butler Hill (<http://www.appen.com>) for all word evaluations excluding English, for which we had earlier employed Mechanical Turk (<https://www.mturk.com/> [9]).

English instructions were translated to all other languages and given to participants along with survey questions, and an example of the English instruction page is below. Non-english language experiments were conducted through a custom interactive website built by Appen Butler Hill, and all participants were required to pass a stringent aural proficiency test in their own language.

CCoNuTS
@networksvox
Pollyanna
Principle

Pollyanna
Principle
English is happy
10 languages
Extras
Corpora
Text parsing
Corpus
generation
References



27 of 53

CCoNuTS
@networksvox
Pollyanna
Principle

Pollyanna
Principle
English is happy
10 languages
Extras
Corpora
Text parsing
Corpus
generation



28 of 53

CCoNuTS
@networksvox
Pollyanna
Principle

Pollyanna
Principle
English is happy
10 languages
Extras
Corpora
Text parsing
Corpus
generation



29 of 53

CCoNuTS
@networksvox
Pollyanna
Principle

Pollyanna
Principle
English is happy
10 languages
Extras
Corpora
Text parsing
Corpus
generation
References



30 of 53

Twitter was easily the most variable and unruly of our text sources and required additional treatment. We first checked if a string contains at least one valid utf8 letter, discarding if not. Next we filtered out strings containing invisible control characters, as these symbols can be problematic. We ignored all strings that start with < and end with > (generally html code). We ignored strings with a leading @ or &, or either preceded with standard punctuation (e.g., Twitter ID's), but kept hashtags. We also removed all strings starting with www. or http: or end in .com (all websites). We stripped the remaining strings of standard punctuation, and we replaced all double quotes (") by single quotes ('). Finally, we converted all Latin alphabet letters to lowercase.

Tokenization example:

Term	count
love	10
LoVE	5
love!	2
#love	3
.love	2
@love	1
love87	1

→

Term	count
love	19
#love	3
love87	1

The term '@love' is discarded, and all other terms map to either 'love' or 'love87'.

Pollyanna Principle
English is happy
10 languages
Extras
Corpora
Text parsing
Corpus generation



There is no single, principled way to merge corpora to create an ordered list of words for a given language. For example, it is impossible to weight the most commonly used words in the New York Times against those of Twitter. Nevertheless, we are obliged to choose some method for doing so to facilitate comparisons across languages and for the purposes of building adaptable linguistic instruments. For each language where we had more than one corpus, we created a single quasi-ranked word list by finding the smallest integer r such that the union of all words with rank $\leq r$ in at least one corpus formed a set of at least 10,000 words.

Pollyanna Principle
English is happy
10 languages
Extras
Corpora
Text parsing
Corpus generation



	Spanish	Portuguese	English	Indonesian	French	German	Arabic	Russian
Spanish	1.00, 0.00	1.01, 0.03	1.06, -0.07	1.22, -0.88	1.11, -0.24	1.22, -0.84	1.13, -0.22	1.31, -1.16
Portuguese	0.99, -0.03	1.00, 0.00	1.04, -0.03	1.22, -0.97	1.11, -0.33	1.21, -0.86	1.09, -0.08	1.26, -0.95
English	0.94, 0.06	0.96, 0.03	1.00, 0.00	1.13, -0.66	1.06, -0.23	1.16, -0.75	1.05, -0.10	1.21, -0.91
Indonesian	0.82, 0.72	0.82, 0.80	0.88, 0.58	1.00, 0.00	0.92, 0.48	0.99, 0.06	0.89, 0.71	1.02, 0.04
French	0.90, 0.22	0.90, 0.30	0.94, 0.22	1.09, -0.52	1.00, 0.00	1.08, -0.44	0.99, 0.12	1.12, -0.50
German	0.82, 0.69	0.83, 0.71	0.86, 0.65	1.01, -0.06	0.92, 0.41	1.00, 0.00	0.91, 0.61	1.07, -0.25
Arabic	0.88, 0.19	0.92, 0.08	0.95, 0.10	1.12, -0.80	1.01, -0.12	1.10, -0.68	1.00, 0.00	1.12, -0.63
Russian	0.76, 0.88	0.80, 0.75	0.83, 0.75	0.98, -0.04	0.89, 0.45	0.93, 0.24	0.89, 0.56	1.00, 0.00
Korean	0.62, 1.70	0.62, 1.81	0.66, 1.67	0.77, 1.17	0.73, 1.37	0.78, 1.12	0.71, 1.53	0.79, 1.10
Chinese	0.63, 1.46	0.63, 1.51	0.68, 1.43	0.75, 1.07	0.71, 1.26	0.76, 1.03	0.70, 1.41	0.80, 0.84

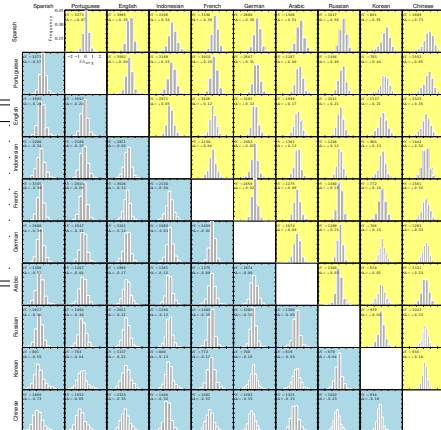
Reduced Major Axis (RMA) regression fits for row language as a linear function of the column language: $h_{avg}^{(row)}(w) = m \cdot h_{avg}^{(column)}(w) + c$ where w indicates a translation-stable word. Each entry in the table contains the coefficient pair m and c . We use RMA regression, also known as Standardized Major Axis linear regression, because of its accommodation of errors in both variables.

	Spanish	Portuguese	English	Indonesian	French	German	Arabic	Russian	Korean
Spanish	1.00	0.89	0.87	0.82	0.86	0.82	0.83	0.73	0.79
Portuguese	0.89	1.00	0.87	0.82	0.84	0.81	0.84	0.84	0.82
English	0.87	0.87	1.00	0.88	0.86	0.82	0.86	0.87	0.82
Indonesian	0.82	0.82	0.88	1.00	0.79	0.77	0.83	0.85	0.79
French	0.86	0.84	0.86	0.79	1.00	0.84	0.77	0.84	0.79
German	0.82	0.81	0.82	0.77	0.84	1.00	0.76	0.80	0.73
Arabic	0.83	0.84	0.86	0.83	0.77	0.76	1.00	0.83	0.79
Russian	0.73	0.84	0.87	0.85	0.84	0.80	0.83	1.00	0.80
Korean	0.79	0.79	0.82	0.79	0.79	0.73	0.79	0.80	1.00
Chinese	0.79	0.76	0.81	0.77	0.76	0.74	0.80	0.82	0.81

Pearson correlation coefficients for translation-stable words for all language pairs. All p -values are $< 10^{-118}$.

	Spanish	Portuguese	English	Indonesian	French	German	Arabic	Russian	Korean
Spanish	1.00	0.85	0.83	0.77	0.81	0.77	0.75	0.74	0.74
Portuguese	0.85	1.00	0.83	0.77	0.78	0.77	0.77	0.81	0.75
English	0.83	0.83	1.00	0.82	0.80	0.78	0.78	0.81	0.75
Indonesian	0.77	0.77	0.82	1.00	0.72	0.72	0.76	0.77	0.71
French	0.81	0.78	0.80	0.72	1.00	0.80	0.67	0.79	0.71
German	0.77	0.77	0.78	0.72	0.80	1.00	0.69	0.76	0.64
Arabic	0.75	0.77	0.78	0.76	0.67	0.69	1.00	0.74	0.69
Russian	0.74	0.81	0.81	0.77	0.79	0.76	0.74	1.00	0.70
Korean	0.74	0.75	0.75	0.71	0.71	0.64	0.69	0.70	1.00
Chinese	0.68	0.66	0.70	0.71	0.64	0.62	0.68	0.66	0.71

Spearman correlation coefficients for translation-stable words. All p -values are $< 10^{-82}$.



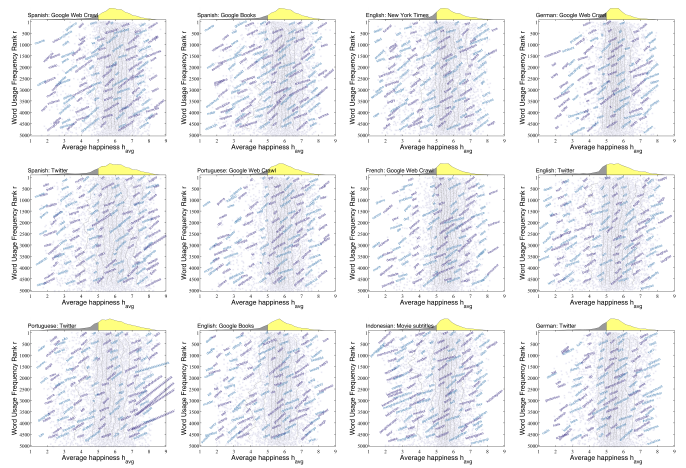
Histograms of the change in average happiness for translation-stable words between each language pair. The largest deviations correspond to strong changes in a word's perceived primary meaning (e.g., 'lying' and 'acostado'). The inset quantities are N , the number of translation-stable words, and Δ is the average difference in translation-stable word happiness between the row language and column language.

Pollyanna Principle
English is happy
10 languages
Extras
Corpora
Text parsing
Corpus generation



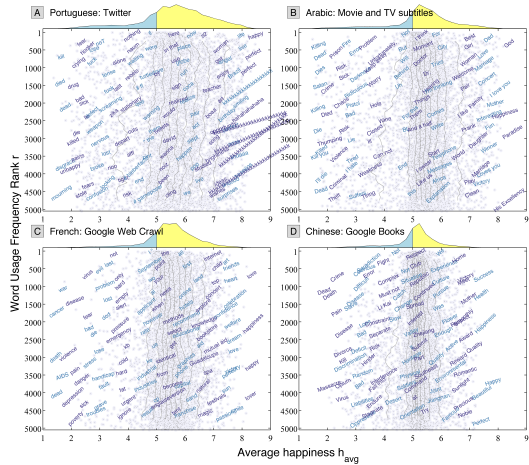
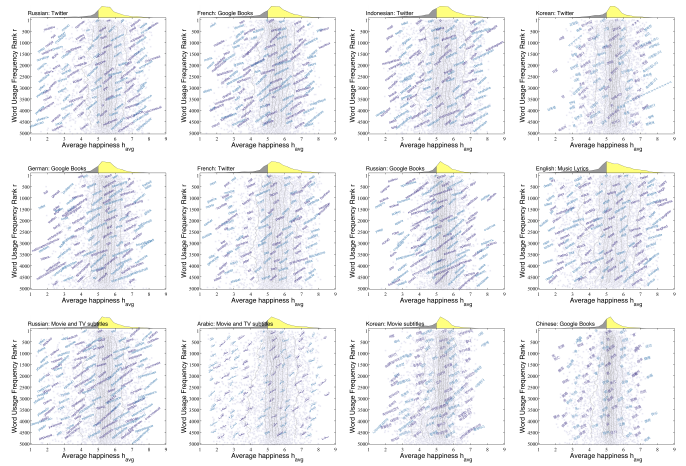
Language: Corpus	ρ_p	p -value	ρ_s	p -value	α	β
Spanish: Google Web Crawl	-0.114	3.38×10^{-22}	-0.090	1.85×10^{-14}	-5.55×10^{-5}	6.10
Spanish: Google Books	-0.040	1.51×10^{-3}	-0.016	1.90×10^{-1}	-2.28×10^{-5}	5.90
Spanish: Twitter	-0.048	1.14×10^{-4}	-0.032	1.10×10^{-2}	-3.10×10^{-5}	5.94
Portuguese: Google Web Crawl	-0.085	6.33×10^{-13}	-0.060	3.23×10^{-7}	-3.98×10^{-5}	5.96
Portuguese: Twitter	-0.041	5.98×10^{-4}	-0.030	1.15×10^{-2}	-2.40×10^{-5}	5.73
English: Google Books	-0.042	3.03×10^{-3}	-0.013	3.50×10^{-1}	-3.04×10^{-5}	5.62
English: New York Times	-0.056	6.93×10^{-5}	-0.044	1.99×10^{-3}	-4.17×10^{-5}	5.61
German: Google Web Crawl	-0.096	1.11×10^{-15}	-0.082	6.75×10^{-12}	-3.67×10^{-5}	5.65
French: Google Web Crawl	-0.105	9.20×10^{-19}	-0.080	1.99×10^{-11}	-4.50×10^{-5}	5.68
English: Twitter	-0.097	6.56×10^{-12}	-0.103	2.37×10^{-13}	-7.78×10^{-5}	5.67
Indonesian: Movie subtitles	-0.039	1.48×10^{-3}	-0.063	2.45×10^{-7}	-2.04×10^{-5}	5.45
German: Twitter	-0.054	1.47×10^{-5}	-0.036	4.02×10^{-3}	-2.51×10^{-5}	5.58
Russian: Twitter	-0.052	2.38×10^{-5}	-0.028	2.42×10^{-2}	-2.55×10^{-5}	5.52
French: Google Books	-0.043	6.80×10^{-4}	-0.030	1.71×10^{-2}	-2.31×10^{-5}	5.49
German: Google Books	-0.003	8.12×10^{-1}	+0.014	2.74×10^{-1}	-1.38×10^{-6}	5.45
French: Twitter	-0.049	6.08×10^{-5}	-0.023	6.31×10^{-2}	-2.54×10^{-5}	5.54
Russian: Movie and TV subtitles	-0.029	2.36×10^{-2}	-0.033	9.17×10^{-3}	-1.57×10^{-5}	5.43
Arabic: Movie and TV subtitles	-0.045	7.10×10^{-6}	-0.029	4.19×10^{-3}	-1.66×10^{-5}	5.44
Indonesian: Twitter	-0.051	2.14×10^{-5}	-0.018	1.24×10^{-1}	-2.50×10^{-5}	5.46
Korean: Twitter	-0.032	8.29×10^{-3}	-0.016	1.91×10^{-1}	-1.24×10^{-5}	5.38
Russian: Google Books	+0.030	2.09×10^{-2}	+0.070	5.08×10^{-8}	$+1.20 \times 10^{-5}$	5.35
English: Music Lyrics	-0.073	2.53×10^{-7}	-0.081	1.05×10^{-8}	-6.12×10^{-5}	5.45
Korean: Movie subtitles	-0.187	8.22×10^{-44}	-0.180	2.01×10^{-40}	-9.66×10^{-5}	5.41
Chinese: Google Books	-0.067	1.48×10^{-11}	-0.050	5.01×10^{-7}	-1.72×10^{-5}	5.21

Pearson correlation coefficients and p -values, Spearman correlation coefficients and p -values, and linear fit coefficients for average word happiness h_{avg} as a function of word usage frequency rank r . We use the fit is $h_{avg} = \alpha r + \beta$ for the most common 5000 words in each corpora, determining α and β via ordinary least squares, and order languages by the median of their average word happiness scores (descending). We note that stemming of words may affect these estimates.



Language: Corpus	ρ_p	p -value	ρ_s	p -value	α	β
Portuguese: Twitter	+0.090	2.55×10^{-14}	+0.095	1.28×10^{-15}	1.19×10^{-5}	1.29
Spanish: Twitter	+0.097	8.45×10^{-15}	+0.104	5.92×10^{-17}	1.47×10^{-5}	1.26
English: Music Lyrics	+0.129	4.87×10^{-20}	+0.134	1.63×10^{-21}	2.76×10^{-5}	1.33
English: Twitter	+0.007	6.26×10^{-1}	+0.012	4.11×10^{-1}	1.47×10^{-5}	1.35
English: New York Times	+0.050	4.56×10^{-4}	+0.044	1.91×10^{-3}	9.34×10^{-6}	1.32
Arabic: Movie and TV subtitles	+0.101	7.13×10^{-24}	+0.101	3.41×10^{-24}	9.41×10^{-6}	1.01
English: Google Books	+0.180	1.68×10^{-37}	+0.176	4.96×10^{-36}	3.36×10^{-5}	1.27
Spanish: Google Books	+0.066	1.23×10^{-2}	+0.062	6.53×10^{-7}	9.17×10^{-6}	1.26
Indonesian: Movie subtitles	+0.026	3.43×10^{-2}	+0.027	2.81×10^{-2}	2.87×10^{-6}	1.12
Russian: Movie and TV subtitles	+0.083	7.60×10^{-11}	+0.075	3.28×10^{-9}	1.06×10^{-5}	0.89
French: Twitter	+0.072	4.77×10^{-9}	+0.076	8.94×10^{-10}	1.07×10^{-5}	1.05
Indonesian: Twitter	+0.072	1.17×10^{-9}	+0.072	1.73×10^{-9}	8.16×10^{-6}	1.12
French: Google Books	+0.090	1.02×10^{-12}	+0.085	1.67×10^{-11}	1.25×10^{-5}	1.02
Russian: Twitter	+0.055	6.83×10^{-6}	+0.053	1.67×10^{-5}	7.39×10^{-6}	0.91
Spanish: Google Web Crawl	+0.119	4.45×10^{-24}	+0.106	2.60×10^{-19}	1.45×10^{-5}	1.23
Portuguese: Google Web Crawl	+0.093	4.06×10^{-5}	+0.083	2.91×10^{-12}	1.07×10^{-5}	1.26
German: Twitter	+0.051	4.45×10^{-5}	+0.050	5.15×10^{-5}	7.39×10^{-6}	1.15
French: Google Web Crawl	+0.104	2.12×10^{-18}	+0.088	9.64×10^{-14}	1.27×10^{-5}	1.01
Korean: Movie subtitles	+0.171	1.39×10^{-35}	+0.185	8.85×10^{-43}	2.58×10^{-5}	0.88
German: Google Books	+0.157	6.06×10^{-16}	+0.162	4.96×10^{-17}	2.17×10^{-5}	1.03
Korean: Twitter	+0.056	4.07×10^{-6}	+0.052	4.25×10^{-7}	6.98×10^{-6}	0.93
German: Google Web Crawl	+0.099	2.05×10^{-16}	+0.085	1.18×10^{-12}	1.20×10^{-5}	1.07
Chinese: Google Books	+0.099	3.07×10^{-23}	+0.097	3.81×10^{-22}	8.70×10^{-6}	1.16
Russian: Google Books	+0.187	5.15×10^{-48}	+0.177	2.24×10^{-43}	2.28×10^{-5}	0.81

Pearson correlation coefficients and p -values, Spearman correlation coefficients and p -values, and linear fit coefficients for standard deviation of word happiness h_{std} as a function of word usage frequency rank r . We consider the fit is $h_{std} = \alpha r + \beta$ for the most common 5000 words in each corpora, determining α and β via ordinary least squares, and order corpora according to their emotional variance (descending).



CocoNuTS
@networksvx

Polyanna
Principle

Polyanna
Principle

English is happy

10 languages

Extras

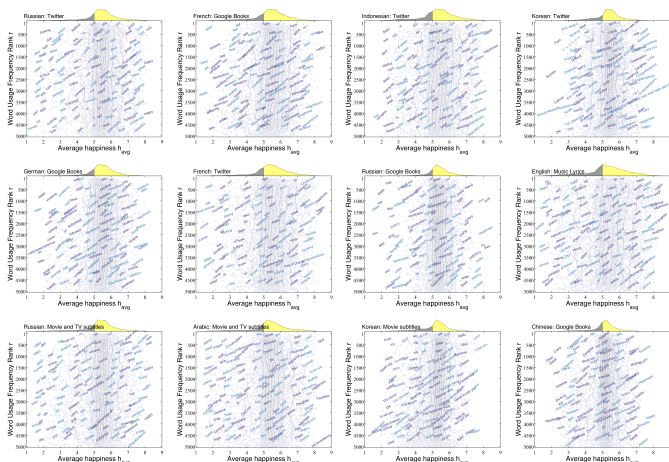
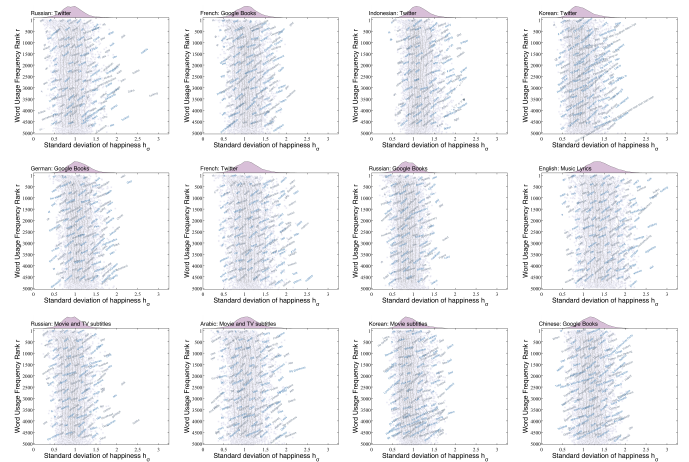
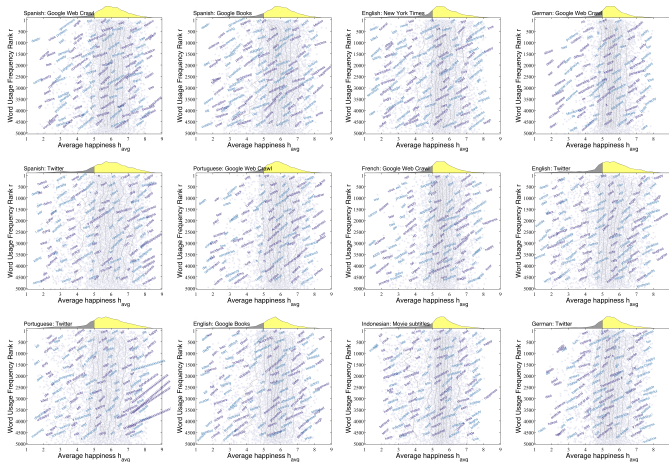
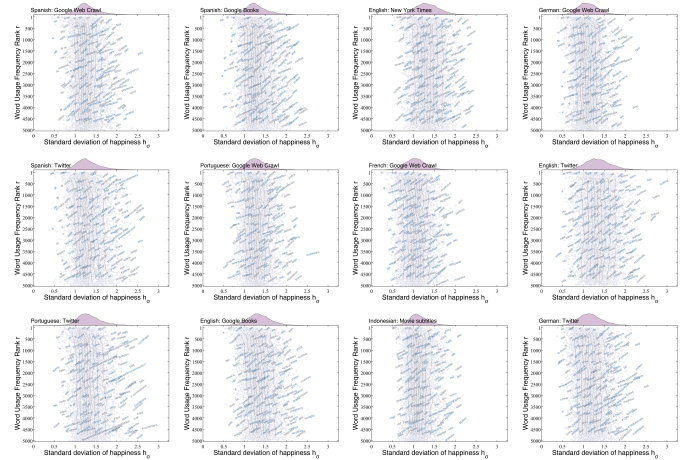
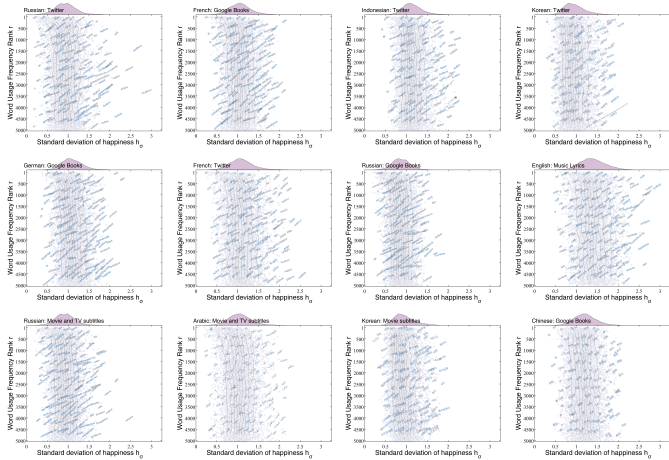
Corpora

Text parsing

Corpus
generation

References





References

- [1] J. M. Diamond. Guns, Germs, and Steel. W. W. Norton & Company, 1997.
- [2] P. S. Dodds, E. M. Clark, S. Desu, M. R. Frank, A. J. Reagan, J. R. Williams, L. Mitchell, K. D. Harris, I. M. Kloumann, J. P. Bagrow, K. Megerdooian, M. T. McMahon, B. F. Tivnan, and C. M. Danforth. Human language reveals a universal positivity bias. *Proc. Natl. Acad. Sci.*, 112(8):2389–2394, 2015. Available online at <http://www.pnas.org/content/112/8/2389.pdf>

COCoNuTS
@networksvox
Pollyanna
Principle

Pollyanna
Principle
English is happy
10 languages
Extras
Corpora
Text parsing
Corpus
generation

References



References II

- [3] P. S. Dodds, E. M. Clark, S. Desu, M. R. Frank, A. J. Reagan, J. R. Williams, L. Mitchell, K. D. Harris, I. M. Kloumann, J. P. Bagrow, K. Megerdooimian, M. T. McMahon, B. F. Tivnan, and C. M. Danforth. Human language reveals a universal positivity bias. *Proc. Natl. Acad. Sci.*, 112(8):2389–2394, 2015. Available online at <http://www.pnas.org/content/112/8/2389>; online appendices: <http://compstorylab.org/share/papers/dodds2014a/>.

CocoNuTS
@networksvox
Pollyanna
Principle

Pollyanna
Principle
English is happy
10 languages
Extras
Corpora
Text parsing
Corpus
generation



49 of 53

References III

- [4] P. S. Dodds, E. M. Clark, S. Desu, M. R. Frank, A. J. Reagan, J. R. Williams, L. Mitchell, K. D. Harris, I. M. Kloumann, J. P. Bagrow, K. Megerdooimian, M. T. McMahon, B. F. Tivnan, and C. M. Danforth. Reply to garcia et al.: Common mistakes in measuring frequency dependent word characteristics. *Proc. Natl. Acad. Sci.*, 2015. Available online at <http://www.pnas.org/content/early/2015/05/20/1505647112>. pdf
- [5] P. S. Dodds and C. M. Danforth. Measuring the happiness of large-scale written expression: songs, blogs, and presidents. *Journal of Happiness Studies*, 2009. doi:10.1007/s10902-009-9150-9. pdf

CocoNuTS
@networksvox
Pollyanna
Principle

Pollyanna
Principle
English is happy
10 languages
Extras
Corpora
Text parsing
Corpus
generation



50 of 53

References IV

- [6] P. S. Dodds, K. D. Harris, I. M. Kloumann, C. A. Bliss, and C. M. Danforth. Temporal patterns of happiness and information in a global social network: Hedonometrics and Twitter. *PLoS ONE*, 6:e26752, 2011. pdf
- [7] D. Garcia, A. Garas, and F. Schweitzer. Language-dependent relationship between word happiness and frequency. *Proc. Natl. Acad. Sci.*, 2015. doi: 10.1073/pnas.1502909112. pdf
- [8] I. M. Kloumann, C. M. Danforth, K. D. Harris, C. A. Bliss, and P. S. Dodds. Positivity of the English language. *PLoS ONE*, 7:e29484, 2012. pdf

CocoNuTS
@networksvox
Pollyanna
Principle

Pollyanna
Principle
English is happy
10 languages
Extras
Corpora
Text parsing
Corpus
generation



51 of 53

References V

- [9] I. M. Kloumann, C. M. Danforth, K. D. Harris, C. A. Bliss, and P. S. Dodds. Positivity of the English language. *PLoS ONE*, 7:e29484, 2012. pdf
- [10] J.-B. Michel, Y. K. Shen, A. P. Aiden, A. Veres, M. K. Gray, The Google Books Team, J. P. Pickett, D. Hoiberg, D. Clancy, P. Norvig, J. Orwant, S. Pinker, M. A. Nowak, and E. A. Lieberman. Quantitative analysis of culture using millions of digitized books. *Science Magazine*, 331:176–182, 2011. pdf
- [11] J. W. Pennebaker, R. J. Booth, and M. E. Francis. Linguistic Inquiry and Word Count: LIWC 2007. at <http://bit.ly/S1Dk2L>, accessed May 15, 2014., 2007.

CocoNuTS
@networksvox
Pollyanna
Principle

Pollyanna
Principle
English is happy
10 languages
Extras
Corpora
Text parsing
Corpus
generation



52 of 53

References VI

- [12] E. Sandhaus. The New York Times Annotated Corpus. Linguistic Data Consortium, Philadelphia, 2008.

CocoNuTS
@networksvox
Pollyanna
Principle

Pollyanna
Principle
English is happy
10 languages
Extras
Corpora
Text parsing
Corpus
generation



53 of 53