

# Measuring the Happiness, Health, and Stories of Populations

Last updated: 2018/04/18, 21:45:53

Complex Networks | @networksvox  
CSYS/MATH 303, Spring, 2018

Prof. Peter Dodds | @peterdodds

Dept. of Mathematics & Statistics | Vermont Complex Systems Center  
Vermont Advanced Computing Core | University of Vermont



CocoNuTs  
@networksvox  
Happiness

Introduction

Measurement

Happiness

Some motivation

Measuring emotional content

Hedonometer

Analysis

Songs

Blogs

SOTU

Geography

Movement

Other Emotions

Panometrics

References



These slides are brought to you by:

COcoNuTS  
@networksvox  
Happiness

## Sealie & Lambie Productions



Introduction

Measurement

Happiness

Some motivation

Measuring emotional  
content

Hedonometer

Analysis

Songs

Blogs

SOTU

Geography

Movement

Other Emotions

Panometrics


References





# These slides are also brought to you by:

COcoNuTS  
@networksvox  
Happiness

## Special Guest Executive Producer



 On Instagram at [pratchett\\_the\\_cat](https://www.instagram.com/pratchett_the_cat) 

Introduction

Measurement

Happiness

Some motivation

Measuring emotional content

Hedonometer

Analysis

Songs

Blogs

SOTU

Geography

Movement

Other Emotions

Panometrics

References



# Outline

Introduction

Measurement

Happiness

Some motivation

Measuring emotional content

Hedonometer

Analysis

Songs

Blogs

SOTU

Geography

Movement

Other Emotions

Panometrics

References

COcoNuTS  
@networksvox

Happiness

Introduction

Measurement

Happiness

Some motivation

Measuring emotional  
content

Hedonometer

Analysis

Songs

Blogs

SOTU

Geography

Movement

Other Emotions

Panometrics

References



## Key papers:



"Measuring the happiness of large-scale written expression: Songs, blogs, and presidents." ↗, Dodds and Danforth, *Journal of Happiness Studies*, **11**, 441–456, 2009. <sup>[10]</sup>



"Temporal patterns of happiness and information in a global social network: Hedonometrics and Twitter" ↗  
Dodds et al.,  
*PLoS ONE*, **6**, e26752, 2011. <sup>[12]</sup>



"Positivity of the English language" ↗, Kloumann et al., *PLoS ONE*, **7**, e29484, 2012. <sup>[24]</sup>



"Sentiment analysis methods for understanding large-scale texts: A case for using continuum-scored words and word shift graphs" ↗, Reagan et al., *EPJ Data Science*, **6**, , 2017. <sup>[32]</sup>



# Economics, Schmeconomics

COcoNuTS  
@networksvox

Happiness

Introduction

Measurement

Happiness

Some motivation

Measuring emotional  
content

Hedonometer

Analysis

Songs

Blogs

SOTU

Geography

Movement

Other Emotions

Panometrics

References

Alan Greenspan (September 18, 2007):

"I've been dealing with these big mathematical models of forecasting the economy ...

If I could figure out a way to determine whether or not people are more fearful or changing to more euphoric,

I don't need any of this other stuff.

I could forecast the economy better than any way I know."



<http://wikipedia.org>



# Economics, Schmeconomics

COcoNuTS  
@networksvox

Happiness

## Greenspan continues:

"The trouble is that we can't figure that out. I've been in the forecasting business for 50 years. I'm no better than I ever was, and nobody else is. Forecasting 50 years ago was as good or as bad as it is today. And the reason is that human nature hasn't changed. We can't improve ourselves."

## Jon Stewart:

"You just bummed the @\*!# out of me."



wildbluffmedia.com



From [the Daily Show](#) (September 18, 2007; @5:13)



The full interview is [here](#).

Introduction

Measurement

Happiness

Some motivation

Measuring emotional content

Hedonometer

Analysis

Songs

Blogs

SOTU

Geography

Movement

Other Emotions

Panometrics

References



This is a Collateralized Debt Obligation:





Introduction

Measurement

Happiness

Some motivation

Measuring emotional  
content

Hedonometer

Analysis

Songs

Blogs

SOTU

Geography

Movement

Other Emotions

Panometrics

References

## Robert Kennedy on the Gross Domestic Product (GDP) in 1968:

“It measures everything except that which makes life worthwhile. And it can tell us everything about America except why we are proud that we are Americans.” [22, 21]





## Lord Kelvin (possibly):



"To measure is to know."



"If you cannot measure it, you cannot improve it."

## But also:



"There is nothing new to be discovered in physics now. All that remains is more and more precise measurement."



"X-rays will prove to be a hoax."

Introduction

Measurement

Happiness

Some motivation

Measuring emotional content

Hedonometer

Analysis

Songs

Blogs

SOTU

Geography

Movement

Other Emotions


Panometrics



References




## A brief history of measuring time:

-  Megaliths for Big Time
-  Sundials, 1500 BC, Egypt (solid for over 2000 years)
-  Escapements (200s), Hourglasses (1300s?),  
Pendulum clocks (Galileo, 1500s)
-  Chronometers, 1700s:



"Longitude: The True Story of a Lone Genius  
Who Solved the Greatest Scientific Problem  
of His Time"    
by Dava Sobel (2007). <sup>[34]</sup>

-  Billionths of a second accuracy: Atomic clocks  
(Lord Kelvin, 1879)

Introduction

Measurement

Happiness

Some motivation

Measuring emotional  
content

Hedonometer

Analysis

Songs

Blogs

SOTU

Geography

Movement

Other Emotions

Panometrics


References



# Measuring temperature was thought impossible:

The properties measured by our instruments usually begin as subjective judgments. Temperature is a good example. People were aware of variations in temperature long before there were any objective measurements of temperature. Judgments of temperature are imperfectly correlated among different persons, or even the same person at different times, depending on the humidity, the person's activity level and age, surrounding air currents, and so on. The idea that anything as subtle and complex as all the manifestations of changes in temperature could be measured and quantified on a single numerical scale was scoffed at as impossible, even by the leading philosophers of the sixteenth century.

The first thermometer invented by Galileo in 1592 did not go far in dispelling the notion that temperature was inherently unmeasurable, because the earliest thermometers, for about their first hundred years, were so imperfect as to make it possible for those who wished to do so to argue that no one could ever succeed in measuring temperature. Temperature was then confounded with all the subtleties of subjective judgment, which easily seem incompatible with a single numerical scale of measurement. How could the height of a column of mercury in a glass tube possibly reflect the rich varieties of temperature—damp cold, dank cold, frosty cold, crisp cold, humid heat, searing heat, scalding heat, dry heat, feverish heat, prickly heat, and so on?

From "Bias in Mental Testing", Arthur Jensen, 1980<sup>[18]</sup>  
per [@SilverVVulpes](#) : Also: Inventing Temperature, Hasok Chang, 2004<sup>[4]</sup>

Introduction

Measurement

Happiness

- Some motivation
- Measuring emotional content
- Hedonometer
- Analysis
- Songs
- Blogs
- SOTU
- Geography
- Movement
- Other Emotions

Panometrics

References



# Measuring temperature was thought impossible:

The early thermometers were inconsistent, both with themselves and with each other. Because they consisted of open-ended glass tubes, they were sensitive to changes in barometric pressure as well as to temperature. And there were problems of calibration, such as where to locate the zero point and how to divide the column of mercury into units. It was believed, incorrectly, that all caves had the same temperature, so thermometers were calibrated in caves. The freezing and boiling points of water were also used in calibration, but, as these vary with impurities in the water and the barometric pressure, the calibration of different thermometers at different times and places resulted in thermometers that failed to correlate perfectly with one another in any given instance. They lacked reliability, as we now would say.

All the while, no one knew what temperature is in a theoretical or scientific sense. There was no theory of thermodynamics that could explain temperature phenomena and provide a complete scientific rationale for the construction and calibration of thermometers. Yet quite adequate and accurate thermometers, hardly differing from those we use today, were eventually developed by the middle of the eighteenth century. Thus the objective measurement of temperature considerably preceded the development of an adequate theory of temperature and heat, and necessarily so, as the science of thermodynamics could not possibly have developed without first having been able to quantify or measure the temperatures of liquids, gasses, and other substances independently of

From "Bias in Mental Testing", Arthur Jensen, 1980<sup>[18]</sup>  
per [@SilverWulpes](#): Also: Inventing Temperature, Hasok Chang, 2004<sup>[4]</sup>

COcoNuTS  
@networksvox  
Happiness

Introduction

Measurement

Happiness

Some motivation  
Measuring emotional content  
Hedonometer  
Analysis  
Songs  
Blogs  
SOTU  
Geography  
Movement  
Other Emotions

Panometrics

References



Introduction

Measurement

Happiness

Some motivation

Measuring emotional  
content

Hedonometer

Analysis

Songs

Blogs

SOTU





Geography

Movement

Other Emotions

Panometrics

References



# What matters and what's measurable:

COcoNuTS  
@networksvox

Happiness

Introduction


Measurement

Happiness

- Some motivation
- Measuring emotional content
- Hedonometer
- Analysis
- Songs
- Blogs
- SOTU
- Geography
- Movement
- Other Emotions

Panometrics

References



© David J. van Omen



## Panometer—Three kinds of lexical meters:



### 1. Principled lexical meters:

- ▣ The Hedonometer.
- ▣ The Lexicocalorimeter.

### 2. Ground truth lexical meters:

- ▣ Insomniometer.
- ▣ Hangoverometer.

### 3. Bootstrap lexical meters:

- ▣ Boredometer.
- ▣ Hashtagometers.

Introduction

Measurement

Happiness

Some motivation

Measuring emotional content

Hedonometer

Analysis

Songs

Blogs

SOTU

Geography

Movement

Other Emotions

Panometrics

References






# Measuring Happiness:

COcoNuTS  
@networksvox

Happiness



Socrates et al.:  
eudaimonia <sup>[19]</sup>



Bentham:  
hedonistic  
calculus



Jefferson:  
...the pursuit of  
happiness

Introduction

Measurement

Happiness

Some motivation

Measuring emotional  
content

Hedonometer

Analysis

Songs

Blogs

SOTU

Geography

Movement

Other Emotions

Panometrics

References



## Early drafts:

that among these are:

Life, ✓

Liberty, ✓ and ?? Money?

~~Libations~~

~~Alcohol~~

~~Property~~

~~Foot-the-ball~~

~~Beer~~

Happiness ✓✓

Introduction

Measurement

Happiness

Some motivation

Measuring emotional content

Hedonometer

Analysis

Songs

Blogs

SOTU

Geography

Movement

Other Emotions

Panometrics

References



# Happiness:

COcoNuTS  
@networksvox

Happiness

Introduction

Measurement

Happiness

Some motivation

Measuring emotional content

Hedonometer

Analysis

Songs

Blogs

SOTU

Geography

Movement

Other Emotions

Panometrics

References

Even the odd modern economist is happy:

“Happiness” by Richard Layard <sup>[25]</sup>






[\[amazon\]](#) 



# What makes us happy?—Layard's summary:

## Dominant factors:

-  Family relationships
-  Financial situation
-  Work
-  Community and Friends

-  Health
-  Personal Values
-  Personal Freedom

## Unimportant factors:

-  Age
-  Gender
-  Education
-  Inherent intelligence
-  Looks



# Desiring happiness—not just for boffins:

Average people routinely report being happy is what they want most in life <sup>[25, 26, 9]</sup>

And it matters: “Happy people live longer:...”  
Survey by Diener and Chan. <sup>[9]</sup>

COcoNuTS  
@networksvox

Happiness

Introduction

Measurement

Happiness

Some motivation

Measuring emotional content

Hedonometer

Analysis

Songs

Blogs

SOTU

Geography

Movement

Other Emotions

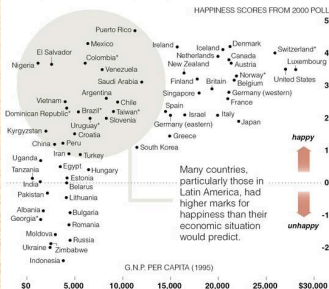
Panometrics

References

## A Plateau of Happiness

**A country's wealth may not always dictate the happiness of its people.**

As part of the World Values Survey project, inhabitants of different countries and territories were asked how happy or satisfied they were. Below is a sampling of happiness rankings, along with economic status.



\*Poll results for these countries were from 1995.

Source: Ronald Inglehart, "Human Beliefs and Values: A Cross-Cultural Sourcebook Based on the 1989-2002 Values Surveys"

## National indices of well-being:



Bhutan



UK



France



Australia



# Some easy knocks:

COcoNuTS  
@networksvox

Happiness

Introduction

Measurement

Happiness

Some motivation

Measuring emotional  
content

Hedonometer

Analysis

Songs

Blogs

SOTU


Geography

Movement

Other Emotions

Panometrics

References



“The Passionate State of Mind: And Other Aphorisms” [a](#) [↗](#)  
by Eric Hoffer (1954).<sup>[17]</sup>

“The search for happiness is one of the chief sources of unhappiness.”



# Some easy knocks:

COcoNuTS  
@networksvox  
Happiness

Colbert: "Happiness is totally overrated ..."

"Happiness is for the weak."



Full interview with Jennifer Senior [here](#) (2014/02/03)

Introduction

Measurement

Happiness

Some motivation

Measuring emotional  
content

Hedonometer

Analysis

Songs

Blogs

SOTU

Geography

Movement

Other Emotions

Panometrics

References



# 30 Rock, S7E8:

Introduction

Measurement

Happiness

Some motivation

**Measuring emotional  
content**

Hedonometer

Analysis

Songs

Blogs

SOTU

Geography

Movement

Other Emotions

Panometrics

References





## 30 Rock, S7E8:



JD: "Before she died, Colleen told me—she just wants me to be happy. 'I just want you to be happy.' You know who you say that to? A loser. Someone who can't hope for anything more in life than just being happy. You say that to someone who has disappointed you."

LL: "Jack."

JD: "No. It's perfect. She's a genius. One last twist of the knife. Well, thank you for coming, Lemon, but I better get going. The funeral is tomorrow. Colleen wanted to be buried before the rest of the family found out and sold her body to a haunted house. And, of course, I get to eulogize Colleen at the service. One more chance to disappoint her as she looks up at me from her throne in hell."

COcoNuTS  
@networksvox

Happiness

Introduction

Measurement

Happiness

Some motivation

Measuring emotional  
content

Hedonometer

Analysis

Songs

Blogs

SOTU

Geography

Movement


Other Emotions

Panometrics

References



## Meaning rather than happiness:



"Mindfulness in Plain English" [a](#) [↗](#)  
by Henepola Gunaratana (1992). [16]



"Flow" [a](#) [↗](#)  
by Mihaly Csikszentmihalyi (1990). [7]



Can we measure Flow in a big data way?



Maybe drops in social media usage indicate people are doing okay?

Introduction

Measurement

Happiness

Some motivation

Measuring emotional content

Hedonometer

Analysis

Songs

Blogs

SOTU

Geography

Movement

Other Emotions

Panometrics

References



# Emotional content



COcoNuTS  
@networksvox

Happiness




So how does one measure

1. happiness?
2. levels of other emotional states?

Just ask people how happy they are.

-  Experience sampling<sup>[6, 8, 7]</sup> (Csikszentmihalyi et al.)
-  Day reconstruction<sup>[20]</sup> (Kahneman et al.)

But self-reporting has some drawbacks:

-  relies on memory and self-perception
-  induces misreporting<sup>[27]</sup>
-  costly

Introduction

Measurement

Happiness

Some motivation

Measuring emotional  
content

Hedonometer

Analysis

Songs

Blogs

SoTu

Geography

Movement

Other Emotions

Panometrics

References



# Happiness, attention, and doing:

COcoNuTS  
@networksvox

Happiness

Introduction

Measurement

Happiness

Some motivation

Measuring emotional content

Hedonometer

Analysis

Songs

Blogs

SOTU

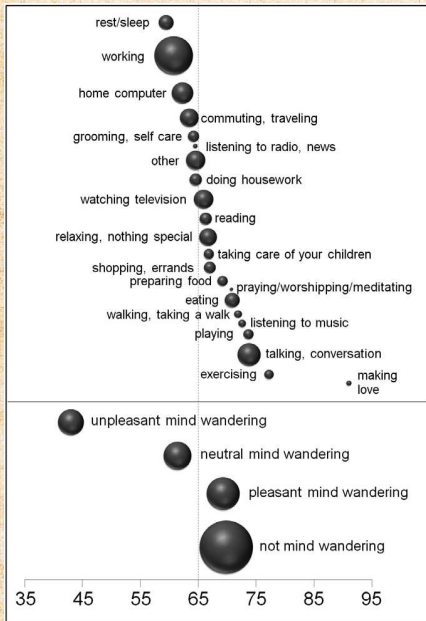
Geography

Movement

Other Emotions

Panometrics

References



**Fig. 1.** Mean happiness reported during each activity (**top**) and while mind wandering to unpleasant topics, neutral topics, pleasant topics or not mind wandering (**bottom**). Dashed line indicates mean of happiness across all samples. Bubble area indicates the frequency of occurrence. The largest bubble ("not mind wandering") corresponds to 53.1% of the samples, and the smallest bubble ("praying/worshipping/meditating") corresponds to 0.1% of the samples.

Killingsworth and  
Gilbert, Science,  
2010 [23]










## We'd like to build an 'hedonometer':



An instrument to 'remotely-sense' emotional states and levels, in real time or post hoc.

### Ideally:

-  Transparent
-  Fast
-  Based on written expression
-  Uses human evaluation
-  Non-reactive
-  Complementary to self-reported measures
-  Improvable

Introduction

Measurement

Happiness

Some motivation

Measuring emotional content

Hedonometer

Analysis

Songs

Blogs

SOTU

Geography

Movement

Other Emotions

Panometrics

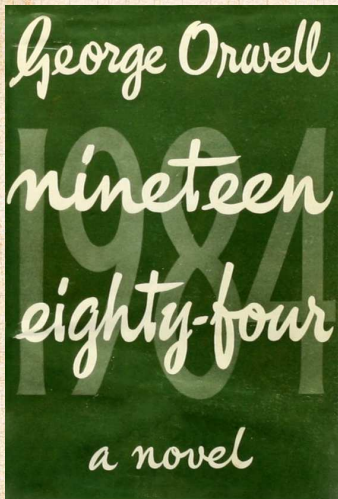
References




We don't want to end up here:

COcoNuTS  
@networksvox

Happiness



Science



Policy

Introduction

Measurement

Happiness

Some motivation

Measuring emotional content

Hedonometer

Analysis

Songs

Blogs

SOTU

Geography

Movement

Other Emotions

Panometrics

References



# Or here: Facebook Lexicon Sentiment Analysis (2008)

COcoNuTS  
@networksvox

Happiness

Introduction

Measurement

Happiness

Some motivation

Measuring emotional content

**Hedonometer**

Analysis

Songs

Blogs

SOTU

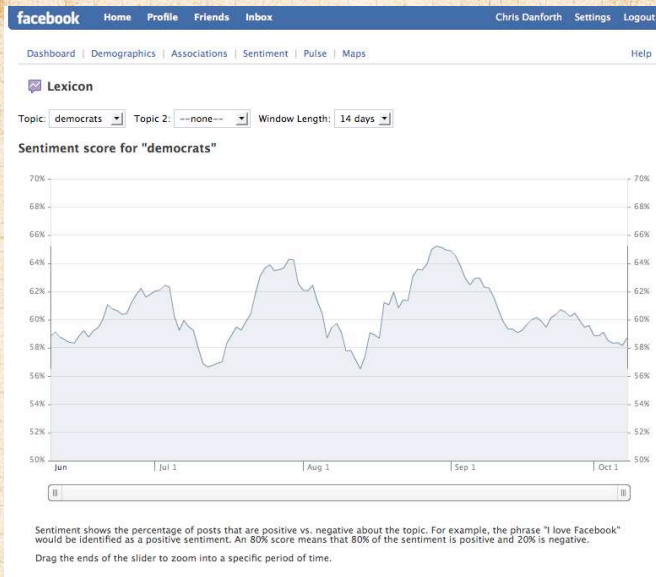
Geography

Movement

Other Emotions

Panometrics

References

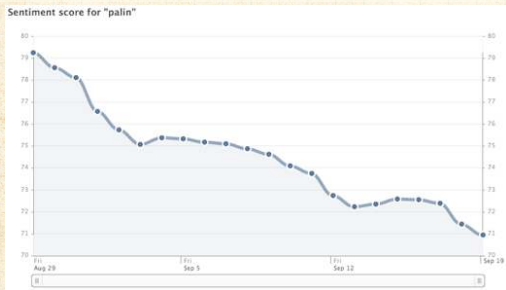


# Facebook Lexicon Sentiment Analysis

COcoNuTS  
@networksvox

Happiness

## Binary decision on emotional content



Introduction

Measurement

Happiness

Some motivation

Measuring emotional content

Hedonometer  
Analysis

Songs

Blogs

SOTU

Geography

Movement

Other Emotions

Panometrics

References



Limitation: Sentiments are classified as either **positive** or **negative**.





'I like Sarah Palin' **given same score** as 'Sarah Palin's voice fills me with unbridled joy!'








## Measuring Emotional Content


 **Idea:** Build on measures of the emotional content of individual words.

 Osgood et al. (1957)<sup>[31]</sup> identified a basis of three psychological variables as semantic differentials:

 **Valence:** bad ↔ good

 **Arousal:** passive ↔ active

 **Dominance:** weak ↔ strong

 Also often: Evaluation, Activity, and Potency.

Introduction

Measurement

Happiness

Some motivation

Measuring emotional content

Hedonometer  
Analysis

Songs

Blogs

SOTU

Geography


Movement


Other Emotions


Panometrics


References





 ANEW = "Affective Norms for English Words"


 Study: participants shown lists of isolated words

 Asked to grade each word's valence, arousal, and dominance level

 Integer scale of 1-9

  $N = 1034$  words—previously identified as bearing emotional weight

 Participants = College students (\*cough\*)

 Results published by Bradley and Lang (1999) [3]

Introduction

Measurement

Happiness

Some motivation

Measuring emotional content

Hedonometer  
Analysis

Songs

Blogs

SOTU

Geography

Movement

Other Emotions

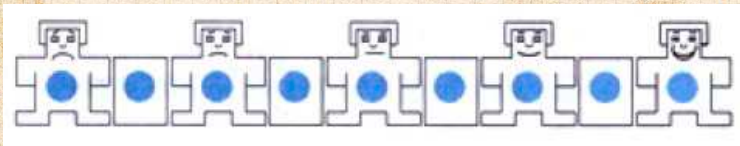
Panometrics

References

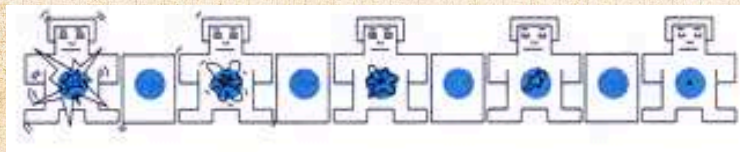


# 1999 ANEW study—three 1–9 scales: <sup>[3]</sup>

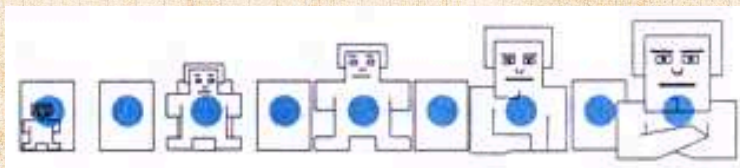
valence:



arousal:



dominance:



COcoNuTS  
@networksvox

Happiness

Introduction

Measurement

Happiness

Some motivation

Measuring emotional content

Hedonometer

Analysis

Songs

Blogs

SOTU

Geography

Movement

Other Emotions

Panometrics

References



## Valence = Happiness:

☰ Valence scale presented to participants as a 'happy-unhappy scale.'

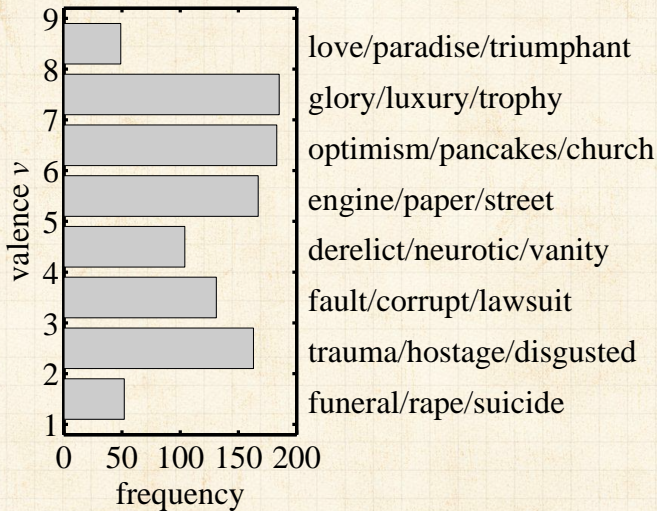
☰ Participants were further told:

"At one extreme of this scale, you are happy, pleased, satisfied, contented, hopeful. ...

The other end of the scale is when you feel completely unhappy, annoyed, unsatisfied, melancholic, despaired, or bored."



## ANEW study words—examples



Introduction

Measurement

Happiness

Some motivation

Measuring emotional content

Hedonometer

Analysis

Songs

Blogs

SOTU

Geography

Movement


Other Emotions

Panometrics

References





## Analysing text:

 Simplest measure for a text:

$$\theta_{\text{avg}} = \sum_{i=1}^N p_i \theta_i$$

where  $p_i$  is fractional abundance of word  $i$  and  $\theta$  is average valence, arousal, or dominance for word  $i$ .

 Focus on happiness (valence),  $\theta = h$ .

 Average happiness typically falls between 5 and 7.

Introduction

Measurement

Happiness

Some motivation

Measuring emotional  
contentHedonometer

Analysis

Songs

Blogs

SOTU

Geography

Movement

Other Emotions

Panometrics

References



# Measuring the perceived happiness of a text:



Lyrics for  
Michael Jackson's Billie Jean

"She was more like a beauty queen  
from a movie scene.

⋮

And mother always told me,  
be careful who you love.  
And be careful of what you do  
'cause the lie becomes the truth.

Billie Jean is not my lover,  
She's just a girl who claims  
that I am the one.

⋮

ANEW  
words

k=1. love  
2. mother  
3. baby  
4. beauty  
5. truth  
6. people  
7. strong  
8. young  
9. girl  
10. movie  
11. perfume  
12. queen  
13. name  
14. lie

$v_k$   $f_k$

8.72	1
8.39	1
8.22	3
7.82	1
7.80	1
7.33	2
7.11	1
6.89	2
6.87	4
6.86	1
6.76	1
6.44	1
5.55	1
2.79	1

$$v_{\text{text}} = \frac{\sum v_k f_k}{\sum f_k}$$

↓

$$v_{\text{Billie Jean}} = 7.1$$

-----

$$v_{\text{Thriller}} = 6.3$$

$$v_{\text{Michael Jackson}} = 6.4$$

Temperature-like measure—large numbers only.

Not meant to be used at level of sentence, paragraph, song, tweet, ...

Important: Social measure of sentiment.

Later: see instrument is tunable.

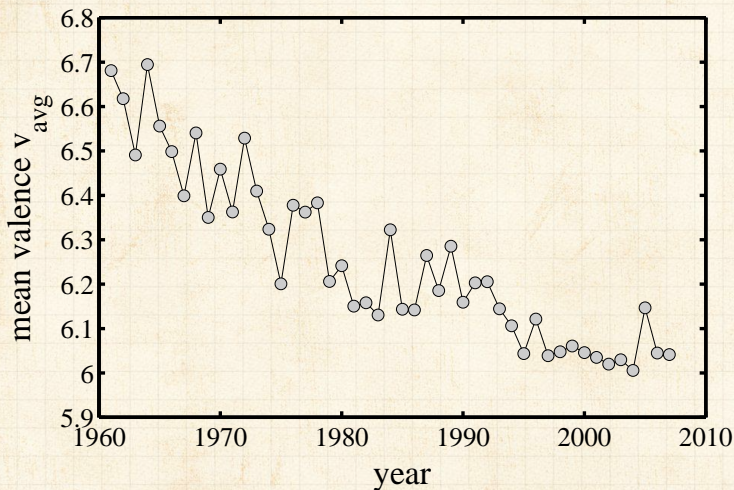




# Song Lyrics—average happiness

COcoNuTS  
@networksvox

Happiness



Introduction

Measurement

Happiness

Some motivation

Measuring emotional content

Hedonometer

Analysis

**Songs**

Blogs

SOTU

Geography

Movement

Other Emotions

Panometrics

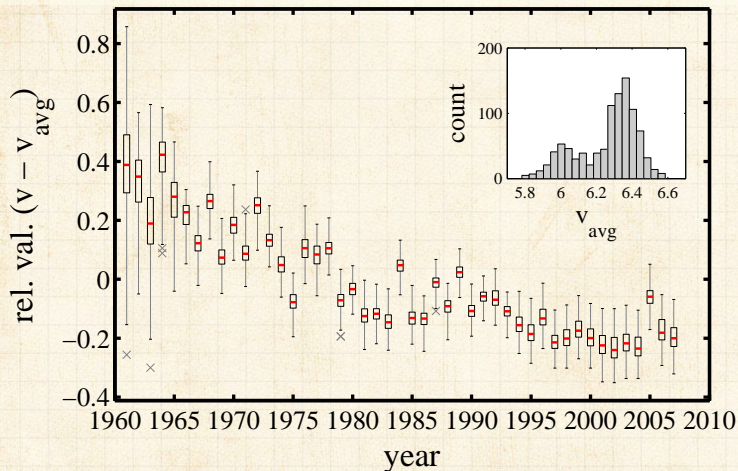
References



# Song Lyrics—measurement robustness

COCoNuTS  
@networksvox

Happiness



100 random subsets of 750 ANEW words

Introduction

Measurement

Happiness

Some motivation

Measuring emotional content

Hedonometer

Analysis

Songs

Blogs

SOTU

Geography

Movement

Other Emotions

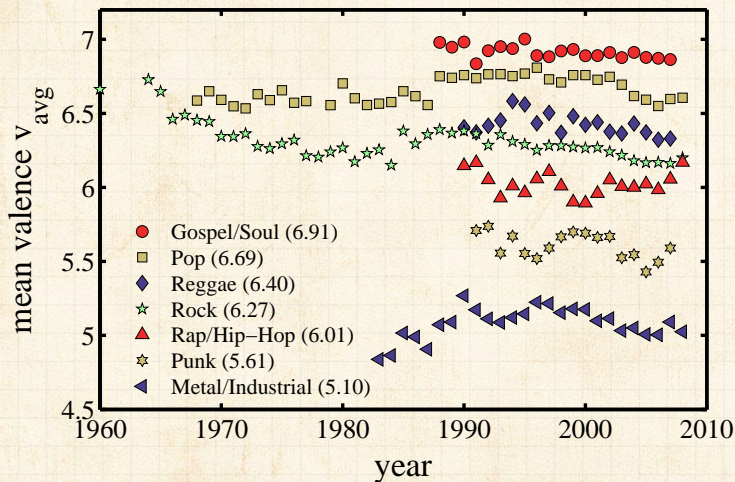
Panometrics

References



# Song Lyrics—average happiness of genres:

COcoNuTS  
@networksvox  
Happiness



Introduction

Measurement

Happiness

Some motivation

Measuring emotional content

Hedonometer

Analysis

Songs

Blogs

SOTU

Geography

Movement

Other Emotions

Panometrics

References

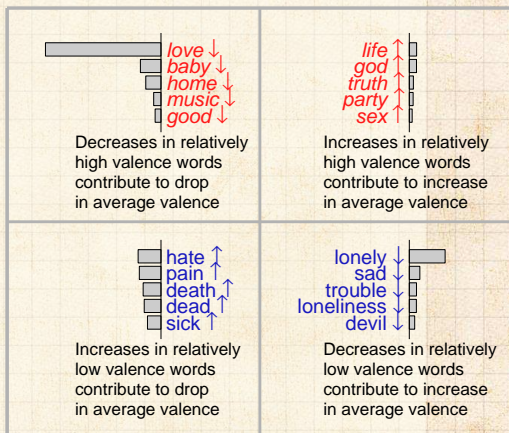


# Happiness Word Shift Graph (early version):

Per word drop in valence of lyrics from 1980–2007 relative to valence of lyrics from 1960




Key:





## Word data shift details:

Given two texts  $T_{\text{ref}}$  and  $T_{\text{comp}}$ :


 Measure difference in average happiness:


$$h_{\text{avg}}^{(\text{comp})} - h_{\text{avg}}^{(\text{ref})}$$

 Evident question: Which words contribute the most to this change?

 Break difference down by contributions from individual words:

$$\delta h_{\text{avg},i} = \frac{100}{|h_{\text{avg}}^{(\text{comp})} - h_{\text{avg}}^{(\text{ref})}|} \underbrace{[h_{\text{avg}}(w_i) - h_{\text{avg}}^{(\text{ref})}]}_{+/-} \underbrace{[p_i^{(\text{comp})} - p_i^{(\text{ref})}]}_{\uparrow/\downarrow}$$

 Must have:  $\sum_i \delta h_{\text{avg},i} = \pm 100$

 Rank words by  $|\delta h_{\text{avg},i}|$

# Word data shift details:

$$\begin{aligned}h_{\text{avg}}^{(\text{comp})} - h_{\text{avg}}^{(\text{ref})} &= \sum_{i=1}^N h_{\text{avg}}(w_i) p_i^{(\text{comp})} - \sum_{i=1}^N h_{\text{avg}}(w_i) p_i^{(\text{ref})} \\ &= \sum_{i=1}^N h_{\text{avg}}(w_i) [p_i^{(\text{comp})} - p_i^{(\text{ref})}] \\ &= \sum_{i=1}^N [h_{\text{avg}}(w_i) - h_{\text{avg}}^{(\text{ref})}] [p_i^{(\text{comp})} - p_i^{(\text{ref})}]\end{aligned}$$

where

$$\begin{aligned}\sum_{i=1}^N h_{\text{avg}}^{(\text{ref})} [p_i^{(\text{comp})} - p_i^{(\text{ref})}] &= h_{\text{avg}}^{(\text{ref})} \sum_{i=1}^N [p_i^{(\text{comp})} - p_i^{(\text{ref})}] \\ &= h_{\text{avg}}^{(\text{ref})} (1 - 1) = 0.\end{aligned}$$

Introduction

Measurement

Happiness

Some motivation

Measuring emotional content

Hedonometer

Analysis

Songs

Blogs

SOTU

Geography

Movement

Other Emotions

Panometrics

References



- +↑: Increased usage of relatively positive words—If a word is happier than text  $T_{\text{ref}}$  (+) and appears relatively more often in text  $T_{\text{comp}}$  (↑), then the contribution to the difference  $h_{\text{avg}}^{(\text{comp})} - h_{\text{avg}}^{(\text{ref})}$  is positive;
- −↓: Decreased usage of relatively negative words—If a word is less happy than text  $T_{\text{ref}}$  (−) and appears relatively less often in text  $T_{\text{comp}}$  (↓), then the contribution to the difference  $h_{\text{avg}}^{(\text{comp})} - h_{\text{avg}}^{(\text{ref})}$  is also positive;
- +↓: Decreased usage of relatively positive words—If a word is happier than text  $T_{\text{ref}}$  (+) and appears relatively less often in text  $T_{\text{comp}}$  (↓), then the contribution to the difference  $h_{\text{avg}}^{(\text{comp})} - h_{\text{avg}}^{(\text{ref})}$  is negative; and
- −↑: Increased usage of relatively negative words—If a word is less happy than text  $T_{\text{ref}}$  (−) and appears relatively more often in text  $T_{\text{comp}}$  (↑), then the contribution to the difference  $h_{\text{avg}}^{(\text{comp})} - h_{\text{avg}}^{(\text{ref})}$  is also negative.



# Top 50 of $\approx 20,000$ artists:

Rank	Artist	$h_{avg}$	Rank	Artist	$h_{avg}$
1	All-4-One	7.15	26	Sarah Connor	6.86
2	Luther Vandross	7.12	27	Darlene Zschech	6.86
3	S Club 7	7.05	28	Mary J Blige	6.86
4	K Ci & JoJo	7.04	29	Steve Miller Band	6.86
5	Perry Como	7.04	30	New Edition	6.86
6	Diana Ross & The Supremes	7.03	31	Mandy Moore	6.86
7	Buddy Holly	7.02	32	Alicia Keys	6.85
8	Faith Evans	7.01	33	Cher	6.85
9	The Beach Boys	7.01	34	Modern Talking	6.85
10	Jon B	6.98	35	Mario	6.84
11	Dru Hill	6.96	36	Aretha Franklin	6.84
12	Earth Wind & Fire	6.95	37	Jessica Simpson	6.84
13	Ashanti	6.95	38	112	6.84
14	Otis Redding	6.93	39	Backstreet Boys	6.83
15	Faith Hill	6.93	40	Billy Gilman	6.83
16	NSync	6.93	41	B2K	6.82
17	The Supremes	6.91	42	Stevie Wonder	6.82
18	The Partridge Family	6.91	43	John Legend	6.81
19	Kelly Price	6.89	44	Ricky Nelson	6.79
20	Tamia	6.89	45	Lionel Richie	6.79
21	Avant	6.88	46	98 Degrees	6.79
22	Jennifer Lopez	6.88	47	Boyzone	6.79
23	Vanessa Williams	6.87	48	Gerald Levert	6.79
24	Babyface	6.87	49	Nat King Cole	6.78
25	E Rotic	6.87	50	Marques Houston	6.78

(criteria:  $\geq 50$  songs and  $\geq 1000$  ANEW words)

COcoNuTS  
@networksvox

Happiness

Introduction

Measurement

Happiness

Some motivation

Measuring emotional content

Hedonometer

Analysis

Songs

Blogs

SOTU

Geography

Movement

Other Emotions

Panometrics

References





## Bottom 50 of $\approx 20,000$ artists:

Rank	Artist	$h_{avg}$	Rank	Artist	$h_{avg}$
1	Slayer	4.80	26	Nine Inch Nails	5.34
2	Misfits	4.88	27	Sevendust	5.34
3	Staind	4.93	28	Annihilator	5.35
4	Slipknot	4.98	29	Biohazard	5.36
5	Darkthrone	4.98	30	Insane Clown Posse	5.36
6	Death	5.02	31	Megadeth	5.36
7	Black Label Society	5.05	32	Manowar	5.37
8	Pig	5.08	33	Zebrahead	5.38
9	Voivod	5.14	34	Danzig	5.39
10	Fear Factory	5.15	35	Acid Drinkers	5.40
11	Iced Earth	5.16	36	Dag Nasty	5.40
12	Simple Plan	5.16	37	Iron Maiden	5.40
13	Machine Head	5.17	38	Flotsam And Jetsam	5.41
14	Metallica	5.19	39	Powerman 5000	5.42
15	Dimmu Borgir	5.20	40	Anthrax	5.43
16	Mudvayne	5.21	41	Rhapsody	5.43
17	Linkin Park	5.22	42	Korn	5.43
18	Papa Roach	5.22	43	Rage	5.44
19	Audioslave	5.24	44	Accept	5.45
20	Rage Against The Machine	5.24	45	Esham	5.46
21	Cradle Of Filth	5.25	46	Blind Guardian	5.46
22	Dark Tranquility	5.26	47	White Zombie	5.47
23	Jack Off Jill	5.28	48	Helloween	5.50
24	Evanescence	5.30	49	W A S P	5.50
25	Twiztid	5.33	50	Green Day	5.50

(criteria:  $\geq 50$  songs and  $\geq 1000$  ANEW words)

COcoNuTS  
@networksvox

Happiness

Introduction

Measurement

Happiness

Some motivation

Measuring emotional content

Hedonometer

Analysis

Songs

Blogs

SOTU

Geography

Movement

Other Emotions


Panometrics

References



Text:	$h_{avg}$	Words with a similar score:
Soul/Gospel lyrics <sup>[11]</sup>	6.9	chocolate (6.88), leisurely (6.88), penthouse (6.81)
Pop lyrics <sup>[11]</sup>	6.7	dream (6.73), honey (6.73), sugar (6.74)
Dante's Paradise <sup>[?]</sup>	6.5	muffin (6.57), rabbit (6.57), smooth (6.58)
Tweets, 9/9/2008 to 12/31/2010	6.4	thought (6.39), face (6.39), blond (6.42)
Rock lyrics <sup>[11]</sup>	6.3	church (6.28), tree (6.32), air (6.34)
Enron Emails <sup>[?]</sup>	6.2	clouds (6.18), alert (6.20), computer (6.24)
State of the Union Messages <sup>[11]</sup>	6.1	grass (6.12), idol (6.12), bottle (6.15)
New York Times (1987-2007) <sup>[33]</sup>	6.0	hotel (6.00), tennis (6.02), wonder (6.03)
Blogs <sup>[11]</sup>	5.8	owl (5.80), whistle (5.81), humble (5.86)
Dante's Inferno <sup>[?]</sup>	5.5	glacier (5.50), repentant (5.53), mischief (5.57)
Heavy Metal lyrics <sup>[11]</sup>	5.4	lamp (5.41), elevator (5.44), truck (5.47)

# Lexicon Valley, Episode #62, June 17, 2015

 Mike Vuolo and Bob Garfield.



Introduction

Measurement

Happiness

Some motivation

Measuring emotional content

Hedonometer

Analysis

Songs

Blogs

SOTU

Geography

Movement

Other Emotions

Panometrics

References

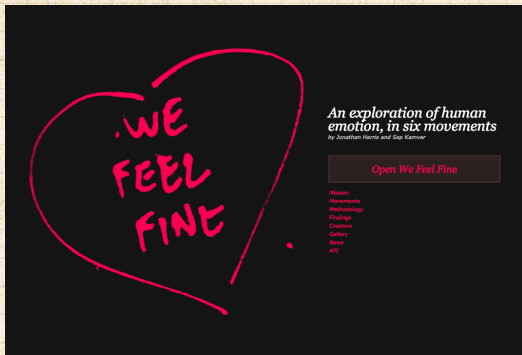


Language has a Positivity Bias. How did we measure that?



# Data sets:

- Blog phrases containing "I feel...", "I am feeling", etc., taken from [wefeelfine.org](http://wefeelfine.org) (API, 2005–2010)



Created by  
Jonathan Harris  
& Sep Kamvar

COcoNuTS  
@networksvox

Happiness

Introduction

Measurement

Happiness

Some motivation

Measuring emotional content

Hedonometer

Analysis

Songs

**Blogs**

SOTU

Geography

Movement

Other Emotions

Panometrics

References



# Jonathan Harris:

Introduction

Measurement

Happiness

Some motivation

Measuring emotional  
content

Hedonometer

Analysis

Songs

**Blogs**

SOTU

Geography

Movement

Other Emotions

Panometrics

References



2007 TED Talk: [The Web's secret stories](#)




So I really consider myself a storyteller. But I don't really tell stories in the usual way, in the sense that I don't usually tell my own stories. Instead, I'm really interested in building tools that allow large numbers of other people to tell their stories, people all around the world. I do this because I think that people actually have a lot in common. I think people are very similar, but I also think that we have trouble seeing that.



Feeling [lonely](#) Gender [Both](#) Age [All](#) Weather [All](#) Location [All](#) Date [All](#)

- i feel very lonely and unnoticed and that i am poised in a point of my life when i am able to do great things but just cant quite get them started**  
*March 30, 2006 / from a 31 year old in fairfax virginia united states when it was cloudy*
- i feel lonely recently**  
*March 30, 2006 / from someone in georgia united states*
- i feel lonely things are all good but i miss the way things used to be**  
*March 31, 2006 / from an 18 year old female in arizona united states*
- i feel really lonely every night because i dont have any good friends irl that i can just talk about anything with**  
*March 31, 2006 / from a 17 year old male in lawrenceville georgia united states*
- i feel really lonely and like any sensible loser i have to write about it in a blog**  
*March 31, 2006 / from an 18 year old male in missouri united states*
- i feel so lonely inside**  
*March 31, 2006 / from a 24 year old male in san diego california united states when it was cloudy*
- i feel soooooo lonely sometimes**  
*March 31, 2006 / from a 19 year old female in ellensburg washington united states*
- i feel lonely**  
*March 31, 2006 / from someone*
- i feel lonely i feel scared**  
*March 31, 2006 / from a 29 year old in roanoke virginia olda united states*
- i feel lonely when im with her**  
*March 31, 2006 / from someone in florida united states*
- i feel so much less lonely knowing that there are people out there again**



Introduction

Measurement

Happiness

Some motivation

Measuring emotional content

Hedonometer

Analysis

Songs

Blogs

SOTU

Geography



Movement


Other Emotions

Panometrics

References



Feeling	lovesick	Gender	Female	Age	20 - 39	Weather	Cloudy	Location	All	Date	Feb 14, 2006
All Feelings	Both Genders	All Ages	All Weathers	All Locations	All Dates						
A	looser		0s		afghanistan	2005	Jan	1			
B	lopsided					2006	Feb	2			
C	loquacious					Mar	3				
D	lost					Apr	4				
E	loud					5					
F	loud					6					
G	lounging					7					
H	lousy					8					
I	lovable					9					
J	loveable					10					
K	loved	11									
L	loveless	12									
M	lovely	13									
N	lovesick	14									
O	loving	15									
P	low	16									
Q	lower	17									
R	lowered	18									
S	lowering	19									
T	lowest	20									
U	lowly	21									
V	loyal	22									
W	lucid	23									
X	luckier	24									
Y	luckiest	25									
Z	lucky	26									
		27									
		28									

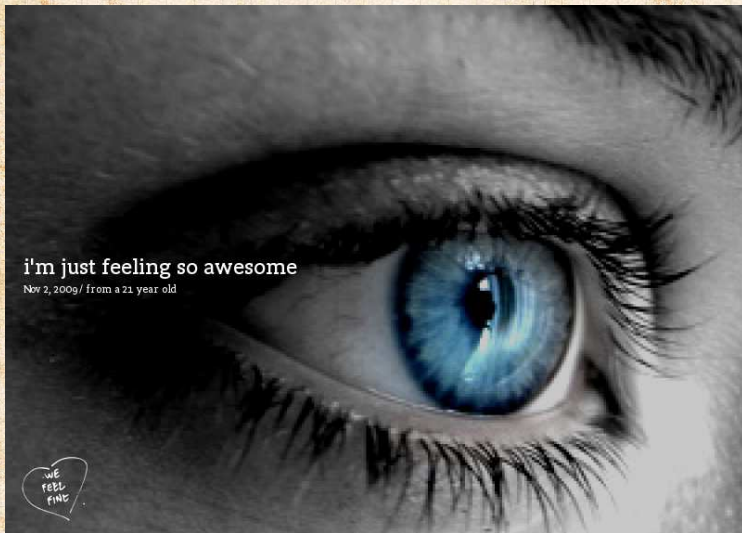


Find Feelings

- Introduction
- Measurement
- Happiness
  - Some motivation
  - Measuring emotional content
  - Hedonometer
  - Analysis
  - Songs
  - Blogs
  - SOTU
  - Geography
  - Movement
  - Other Emotions
- Panometrics
- References







i'm just feeling so awesome

Nov 2, 2009 / from a 21 year old

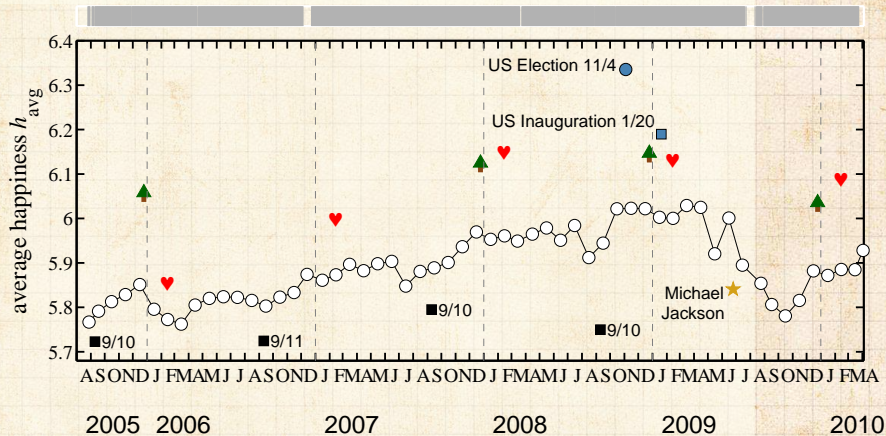


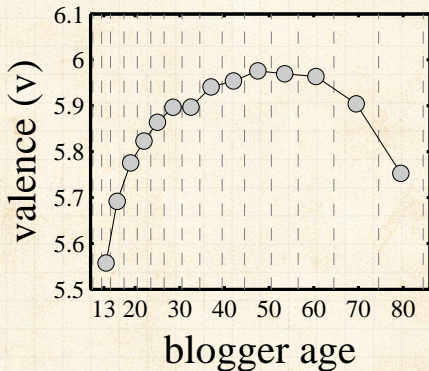
i feel so joyous ab

Aug 29, 2006 / from a female in wa



# Blogs—Overall trend





Average happiness as a function of the age bloggers report they will turn in the year of their posting.

Introduction

Measurement

Happiness

Some motivation

Measuring emotional content

Hedonometer

Analysis

Songs

Blogs

SOTU

Geography

Movement

Other Emotions

Panometrics

References



Self-report studies find **little variation** in happiness with age<sup>[13, 14]</sup>

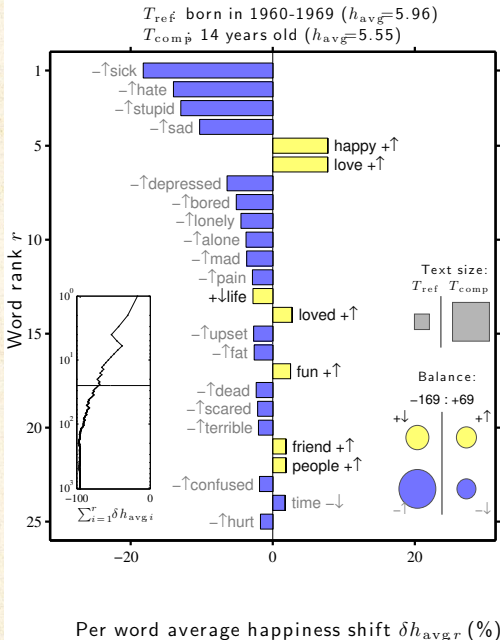
Surprising: Expect a rise and fall.

A 'challenge' for theory...

Related to the **Easterlin Paradox**:  
**Money doesn't buy happiness**

But maybe it does a little bit—Veenhoven & Hagerty (2003) and Wolfers & Stevenson (2008).





Introduction

Measurement

Happiness

- Some motivation
- Measuring emotional content
- Hedonometer
- Analysis
- Songs
- Blogs
- SOTU
- Geography
- Movement
- Other Emotions

Panometrics

References



# Blogs—Latitude

COcoNuTS  
@networksvox

Happiness

Introduction

Measurement

Happiness

Some motivation

Measuring emotional  
content

Hedonometer

Analysis

Songs

Blogs

SOTU

Geography

Movement

Other Emotions

Panometrics

References



## Near equator—social factors

☰ Increase in 'sad', 'bored',  
'lonely', 'stupid', 'guilty'

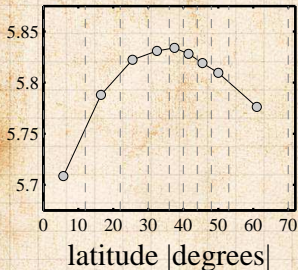
☰ Decrease in 'good' and  
'people'

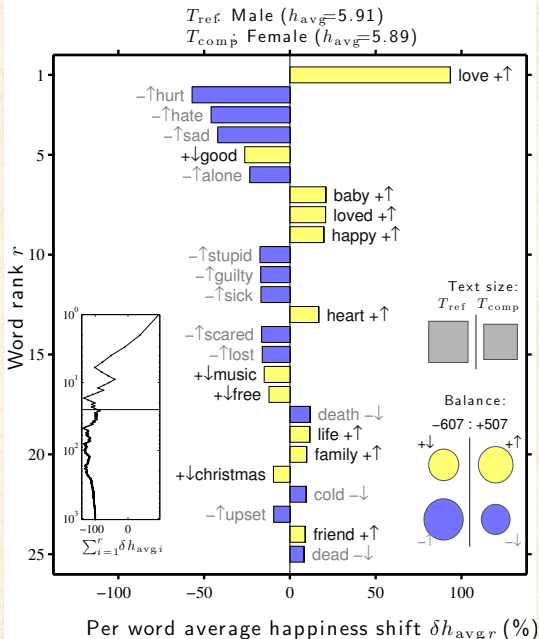
## Near poles— social/psychological/climate

☰ Increase in 'sick', 'guilty',  
'cold', 'depressed', and  
'headache' and decrease of  
'love' and 'life.'

☰ Offset by decrease in 'hurt'  
and 'pain.'

☰ More 'bed' and 'sleep.'





Introduction

Measurement

Happiness

Some motivation

Measuring emotional content

Hedonometer

Analysis

Songs

Blogs

SOTU

Geography

Movement

Other Emotions

Panometrics

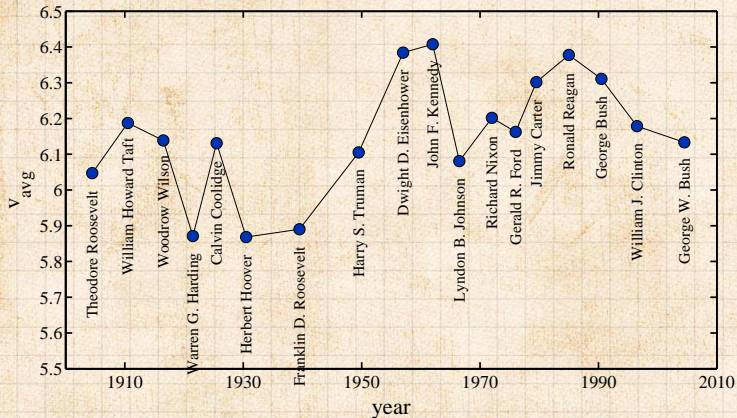
References



# Presidential happiness:

COcoNuTS  
@networksvox

Happiness



Introduction

Measurement

Happiness

- Some motivation
- Measuring emotional content
- Hedonometer
- Analysis
- Songs
- Blogs
- SOTU
- Geography
- Movement
- Other Emotions

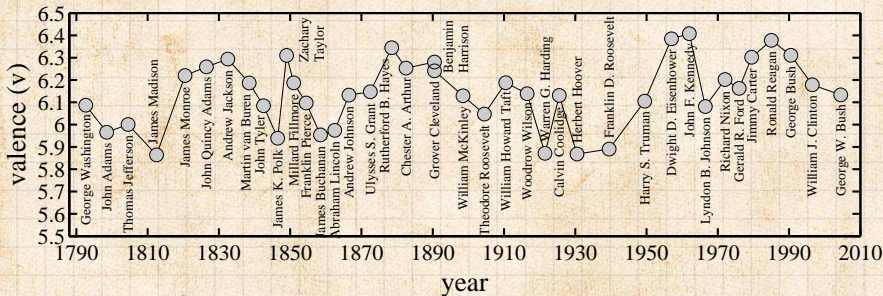
Panometrics

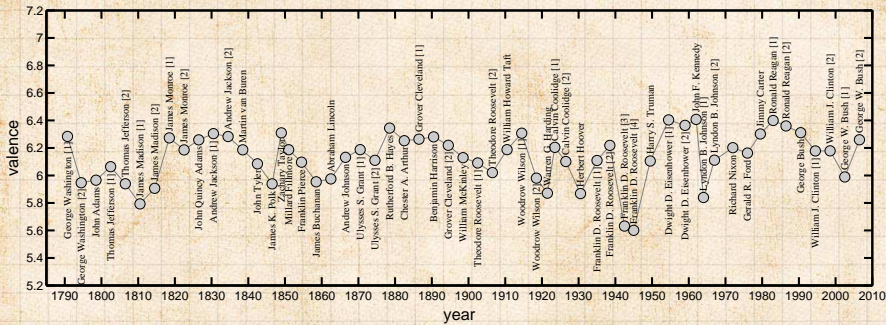
References





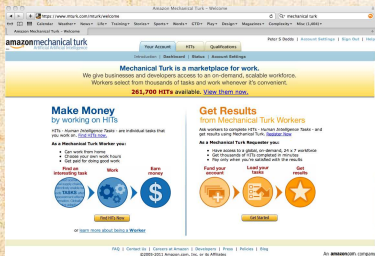
# Presidential happiness:









# labMT 1.0: language assessment by Mechanical Turk



COCoNuTS  
@networksvox  
Happiness



## Four corpora:

-  Twitter
-  Google Books
-  Music Lyrics
-  New York Times

- Introduction
- Measurement
- Happiness
  - Some motivation
  - Measuring emotional content
  - Hedonometer
  - Analysis
  - Songs
  - Blogs
  - SOTU
  - Geography
  - Movement
  - Other Emotions
- Panometrics
- References

 5000 most frequently used words for each corpus.  
 10,222 words, 50 evaluations each, 1–9 scale: [28]



## PLOS ONE 10 Year Anniversary: Datasets

By sharing their underlying data and related metadata, authors increase the value and impact of their research. Since its inception, *PLOS ONE* has encouraged data sharing, and in 2014, in keeping with our commitment to openness, reproducibility and scientific progress, the journal began requiring authors to make their data publicly available

[More >](#)

# 10

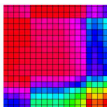
Sections ▾



Submit your research to PLOS ONE

[Learn More](#)

### Social Networks



Temporal Patterns of Happiness and Information in a Global Social Network: Hedonometrics and Twitter

Peter Sheridan Dodds, Kameron Decker Harris, Isabel M. Kloumann, Catherine A. Bliss, Christopher M. Danforth

**PLOS ONE:** 07 Dec 2011



Insight into this selection by Sune Lehmann

"This paper has made an MTurk generated list of word-valences openly available to the research community. As a ...

**EveryONE Blog:** 31 Mar 2017

### Learn More About These Important, Widely Used and Well-Reported Datasets

Read the accompanying post in *EveryONE - The PLOS ONE Community Blog*

[READ THE BLOG](#)

Celebrate PLOS ONE's 10th Anniversary

COcoNuTS  
@networksvox

Happiness

Introduction

Measurement

Happiness

Some motivation

Measuring emotional content

Hedonometer

Analysis

Songs

Blogs

**SOTU**

Geography

Movement

Other Emotions

Panometrics

References



valence rank	word	valence	std dev	twitter rank	g-books rank	nyt rank	lyrics rank
1	laughter	8.50	0.93	3600	-	-	1728
2	happiness	8.44	0.97	1853	2458	-	1230
3	love	8.42	1.11	25	317	328	23
4	happy	8.30	0.99	65	1372	1313	375
5	laughed	8.26	1.16	3334	3542	-	2332
6	laugh	8.22	1.37	1002	3998	4488	647
7	laughing	8.20	1.11	1579	-	-	1122
8	excellent	8.18	1.10	1496	1756	3155	-
9	laughs	8.18	1.16	3554	-	-	2856
10	joy	8.16	1.06	988	2336	2723	809
11	successful	8.16	1.08	2176	1198	1565	-
12	win	8.12	1.08	154	3031	776	694
13	rainbow	8.10	0.99	2726	-	-	1723
14	smile	8.10	1.02	925	2666	2898	349
15	won	8.10	1.22	810	1167	439	1493
16	pleasure	8.08	0.97	1497	1526	4253	1398
17	smiled	8.08	1.07	-	3537	-	2248
18	rainbows	8.06	1.36	-	-	-	4216
19	winning	8.04	1.05	1876	-	1426	3646
20	celebration	8.02	1.53	3306	-	2762	4070
21	enjoyed	8.02	1.53	1530	2908	3502	-
22	healthy	8.02	1.06	1393	3200	3292	4619
23	music	8.02	1.12	132	875	167	374
24	celebrating	8.00	1.14	2550	-	-	-
25	congratulations	8.00	1.63	2246	-	-	-
26	weekend	8.00	1.29	317	-	833	2256
27	celebrate	7.98	1.15	1606	-	3574	2108
28	comedy	7.98	1.15	1444	-	2566	-
29	jokes	7.98	0.98	2812	-	-	3808
30	rich	7.98	1.32	1625	1221	1469	890
□	□	□	□	□	□	□	□



valence rank	word	valence	std dev	twitter rank	g-books rank	nyt rank	lyrics rank
10193	violence	1.86	1.05	4299	1724	1238	2016
10194	cruel	1.84	1.15	2963	-	-	1447
10195	cry	1.84	1.28	1028	3075	-	226
10196	failed	1.84	1.00	2645	1618	1276	2920
10197	sickness	1.84	1.18	4735	-	-	3782
10198	abused	1.83	1.31	-	-	-	4589
10199	tortured	1.82	1.42	-	-	-	4693
10200	fatal	1.80	1.53	-	4089	-	3724
10201	killings	1.80	1.54	-	-	4914	-
10202	murdered	1.80	1.63	-	-	-	4796
10203	war	1.80	1.41	468	175	291	462
10204	kills	1.78	1.23	2459	-	-	2857
10205	jail	1.76	1.02	1642	-	2573	1619
10206	terror	1.76	1.00	4625	4117	4048	2370
10207	die	1.74	1.19	418	730	2605	143
10208	killing	1.70	1.36	1507	4428	1672	998
10209	arrested	1.64	1.01	2435	4474	1435	-
10210	deaths	1.64	1.14	-	-	2974	-
10211	raped	1.64	1.43	-	-	-	4528
10212	torture	1.58	1.05	3175	-	-	3126
10213	died	1.56	1.20	1223	866	208	826
10214	kill	1.56	1.05	798	2727	2572	430
10215	killed	1.56	1.23	1137	1603	814	1273
10216	cancer	1.54	1.07	946	1884	796	3802
10217	death	1.54	1.28	509	307	373	433
10218	murder	1.48	1.01	2762	3110	1541	1059
10219	terrorism	1.48	0.91	-	-	3192	-
10220	rape	1.44	0.79	3133	-	4115	2977
10221	suicide	1.30	0.84	2124	4707	3319	2107
10222	terrorist	1.30	0.91	3576	-	3026	-

Introduction

Measurement

Happiness

Some motivation

Measuring emotional content

Hedonometer

Analysis

Songs

Blogs

SOTU

Geography

Movement

Other Emotions

Panometrics

References



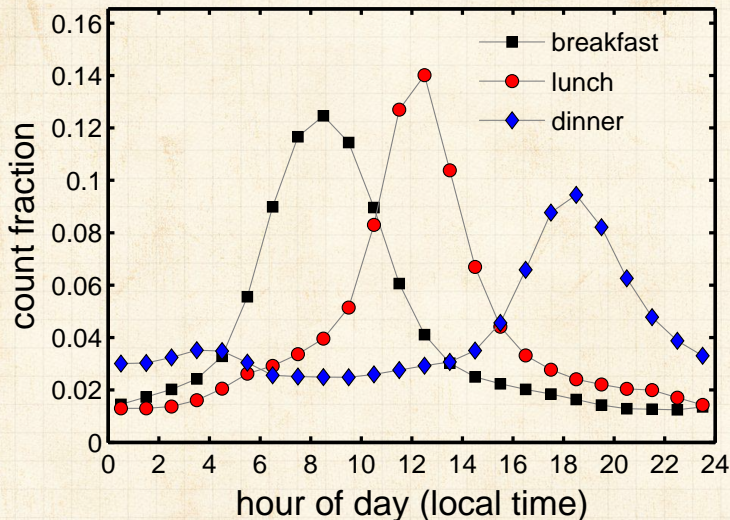
std dev rank	word	valence	std dev	twitter rank	g-books rank	nyt rank	lyrics rank
1	fking	4.64	2.93	448	-	-	620
2	fkin	3.86	2.74	1077	-	-	688
3	fking	3.56	2.71	1840	-	-	904
4	pussy	4.80	2.66	2019	-	-	949
5	whiskey	5.72	2.64	-	-	-	2208
6	slut	3.57	2.63	-	-	-	4071
7	cigarettes	3.31	2.60	-	-	-	3279
8	fkin	4.14	2.58	322	-	-	185
9	mortality	4.38	2.55	-	3960	-	-
10	cigarette	3.09	2.52	-	-	-	2678
11	motherfuckers	2.51	2.47	-	-	-	1466
12	churches	5.70	2.46	-	2281	-	-
13	motherfking	2.64	2.46	-	-	-	2910
14	capitalism	5.16	2.45	-	4648	-	-
15	porn	4.18	2.43	1801	-	-	-
16	summer	6.40	2.39	896	1226	721	590
17	beer	5.92	2.39	839	4924	3960	1413
18	execution	3.10	2.39	-	2975	-	-
19	wines	6.28	2.37	-	-	3316	-
20	zombies	4.00	2.37	4708	-	-	-
21	aids	4.28	2.35	2983	3996	1197	-
22	capitalist	4.84	2.34	-	4694	-	-
23	revenge	3.71	2.34	-	-	-	2766
24	mcdonalds	5.98	2.33	3831	-	-	-
25	beatles	6.44	2.33	3797	-	-	-
26	islam	4.68	2.33	-	4514	-	-
27	pay	5.30	2.32	627	769	460	499
28	alcohol	5.20	2.32	2787	2617	3752	3600
29	muthafkin	3.00	2.31	-	-	-	4107
30	christ	6.16	2.31	2509	909	4238	1526
□	□	□	□	□	□	□	□



# Twitter—living in the now:

COcoNuTS  
@networksvox

Happiness



Introduction

Measurement

Happiness

Some motivation

Measuring emotional content

Hedonometer

Analysis

Songs

Blogs

SOTU

Geography

Movement

Other Emotions

Panometrics

References



Quantifying the quotidian.

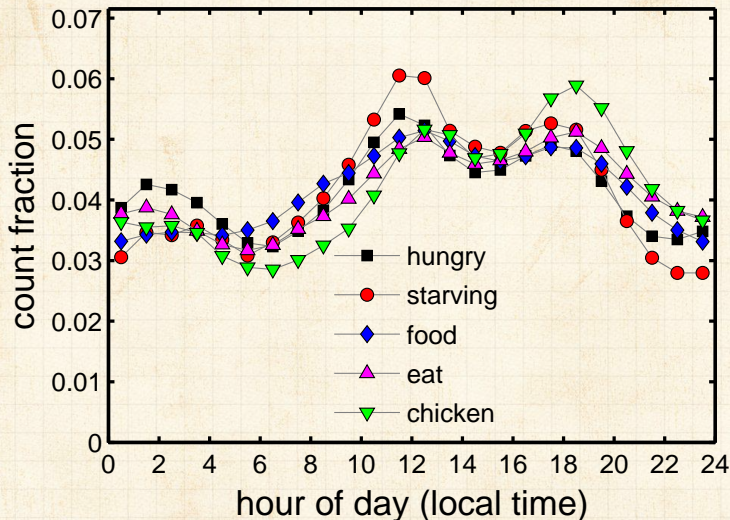




# Twitter—living in the now:

COcoNuTS  
@networksvox

Happiness



Introduction

Measurement

Happiness

Some motivation

Measuring emotional content

Hedonometer

Analysis

Songs

Blogs

SOTU

Geography

Movement

Other Emotions

Panometrics

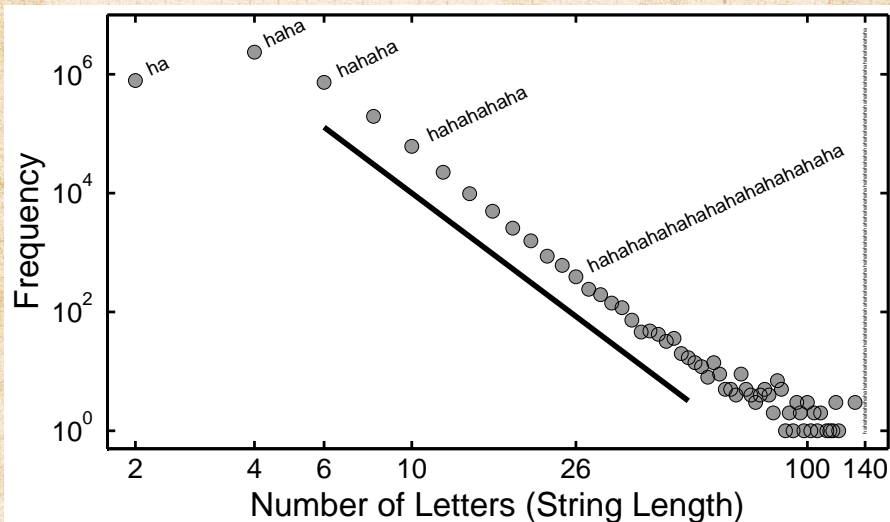
References



Makes the unexpected believable...



## The happiest distribution:



Work by Tyler Gray et al., unpublished.



**Tom Sherwood** @tomsherwood

1 Oct

Mississippi congressman moves gate and lets 92 WW2 vets see their monument. [pic.twitter.com/541GvLLITz](https://pic.twitter.com/541GvLLITz)

 Retweeted 442 times

 Expand



COcoNuTS  
@networksvox  
Happiness

Introduction

Measurement

Happiness

- Some motivation
- Measuring emotional content
- Hedonometer
- Analysis
- Songs
- Blogs
- SOTU**
- Geography
- Movement
- Other Emotions

Panometrics

References



## Happiness

### Introduction

### Measurement

## Happiness

- Some motivation
- Measuring emotional content
- Hedonometer
- Analysis
- Songs
- Blogs
- SOTU**
- Geography
- Movement
- Other Emotions

## Panometrics

## References



```
["created_at":"Tue Oct 01 15:59:45 +0000 2013","id":"385071546731347968","id_str":"385071546731347968","text":"RT @tomsherwood: Mississippi c  
ongressman moves gate and lets 92 MW2 vets see their monument. http://v.t.co/v/541GvLLlTz","source":"\u003ca href=\"http://www.tweetdeck.c  
om/\" rel=\"nofollow\"\u003etweetDeck\u003c/a\u003e","truncated":false,"in_reply_to_status_id":null,"in_reply_to_status_id_str":null,"in_re  
ply_to_user_id":null,"in_reply_to_user_id_str":null,"in_reply_to_screen_name":null,"user":{"id":17912008,"id_str":"17912008","name":"Armen  
Terjimanian","screen_name":"translator82","location":"Washington DC area","url":null,"description":"Georgetown Univ Web Content Producer. T  
roy Mich native, Michigan & Columbia alum, Detroit sports fan, Armenian, recovering journalist. Tweets are my own.", "protected":false,"foll  
owers_count":589,"friends_count":1456,"listed_count":17,"created_at":"Sat Dec 06 00:08:32 +0000 2008","favourites_count":6,"utc_offset":-14  
400,"time_zone":"Eastern Time (US & Canada)","geo_enabled":false,"verified":false,"statuses_count":11072,"lang":"en","contributors_enabled"  
:false,"is_translator":false,"profile_background_color":"161922","profile_background_image_url":"http://\u003cimg alt=\"\" data-bbox=
```



Individual tweets have all kinds of potential impact:



**AP** The Associated Press  

**Breaking: Two Explosions in the White House and Barack Obama is injured**

 Reply  Retweet  Favorite  More

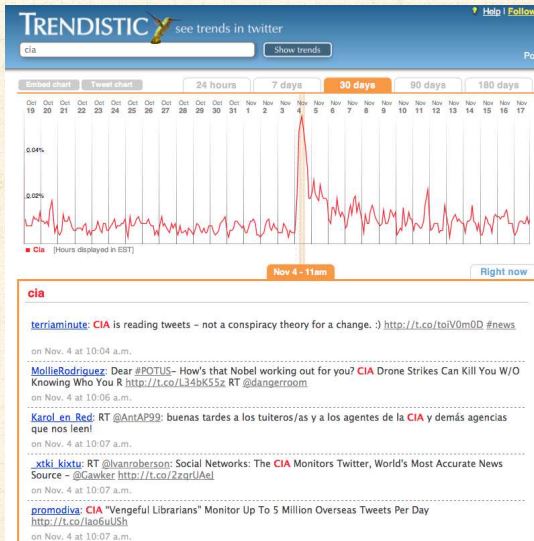
483 RETWEETS 17 FAVORITES 

10:07 AM - 23 Apr 13

```
twitter.03.13.23.04.13.json:{"created_at":"Tue Apr 23 17:07:50 +0000 2013","id":326744234273161216,"id_str":"326744234273161216","text":"Breaking: Two Explosions in the White House and Barack Obama is injured","source":"web","truncated":false,"in_reply_to_status_id":null,"in_reply_to_status_id_str":null,"in_reply_to_user_id":null,"in_reply_to_user_id_str":null,"in_reply_to_screen_name":null,"user":{"id":51241574,"id_str":"51241574","name":"The Associated Press","screen_name":"AP","location":"Global","url":"http://www.ap.org","description":"News, discussion and a behind-the-scenes look at the process from The Associated Press. Managed 24x7 by a team of editors based in NY: http://apne.ws/APStaff","protected":false,"followers_count":1903225,"friends_count":7012,"listed_count":42154,"created_at":"Fri Jun 26 21:48:52 +0000 2009","favourites_count":0,"utc_offset":-18000,"time_zone":"Eastern Time (US & Canada)","geo_enabled":false,"verified":true,"statuses_count":50187,"lang":"en","contributors_enabled":false,"is_translator":false,"profile_background_color":"333333","profile_background_image_url":"http://a0.twimg.com/profile_background_images/734506342/vb3be603514207db70cb0a991c26f2718.jpeg","profile_background_image_url_https":"https://s10.twimg.com/profile_background_images/734506342/vb3be603514207db70cb0a991c26f2718.jpeg","profile_background_tile":false,"profile_image_url":"http://a0.twimg.com/profile_images/1848193664/APLogo_normal.jpg","profile_image_url_https":"https://s10.twimg.com/profile_images/1848193664/APLogo_normal.jpg","profile_banner_url":"https://s10.twimg.com/profile_banners/51241574/1365092409","profile_link_color":"CC3300","profile_sidebar_border_color":"FFFFFF","profile_sidebar_fill_color":"CCCCCC","profile_text_color":"333333","profile_use_background_image":true,"default_profile":false,"default_profile_image":false,"following":null,"follow_request_sent":null,"notifications":null,"geo":null,"coordinates":null,"place":null,"contributors":null,"retweet_count":0,"favorite_count":0,"entities":{"hashtags":[],"symbols":[],"urls":[],"user_mentions":[]},"favorited":false,"retweeted":false,"filter_level":"medium","lang":"en"}
```

# Mentions of CIA on Twitter, end of 2011:

COcoNuTS  
@networksvox  
Happiness



Introduction

Measurement

Happiness

- Some motivation
- Measuring emotional content
- Hedonometer
- Analysis
- Songs
- Blogs
- SOTU
- Geography
- Movement
- Other Emotions

Panometrics

References



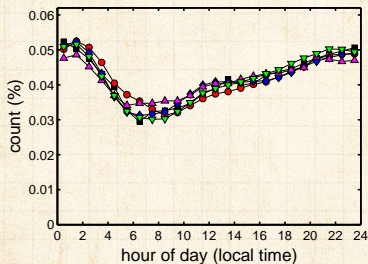
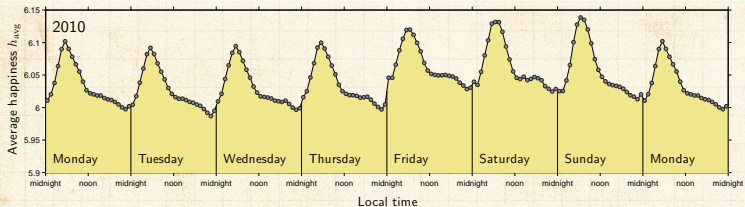
 See story [here](#)  for example [slate].



# The daily unravelling of the human mind:

COCoNuTS  
@networksvox

Happiness



Introduction

Measurement

Happiness

Some motivation

Measuring emotional content

Hedonometer

Analysis

Songs

Blogs

SOTU

Geography

Movement

Other Emotions

Panometrics

References



"Social Scientists waded into the Tweet stream" by  
Greg Miller,



Happiness

Introduction

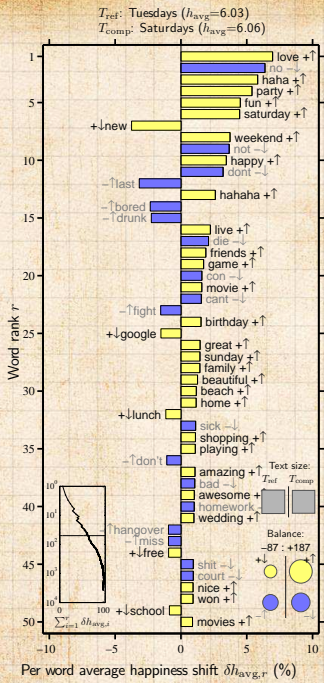
Measurement

Happiness

- Some motivation
- Measuring emotional content
- Hedonometer
- Analysis
- Songs
- Blogs
- SOTU**
- Geography
- Movement
- Other Emotions

Panometrics

References



Per word average happiness shift  $\delta h_{avg,r}$  (%)



## Text element and context correlate in happiness scores:

- Compare ambient happiness with text element happiness.
- Spearman correlation coefficient:  
 $r_s \simeq 0.79, p\text{-value} < 10^{-10}$ .
- An on-average result: says nothing about any individual sentence.
- Extra random piece: **stemming is fallible**.

Introduction

Measurement

Happiness

Some motivation

Measuring emotional content

Hedonometer

Analysis

Songs

Blogs

SOTU

Geography

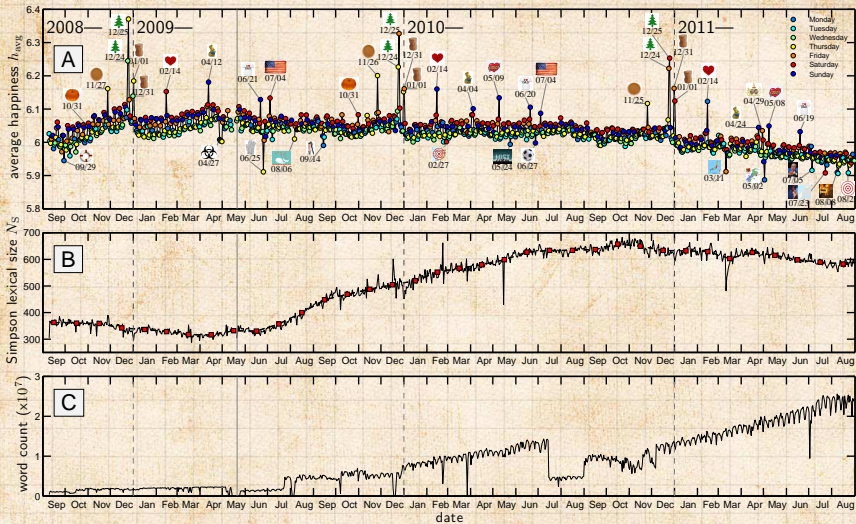
Movement

Other Emotions

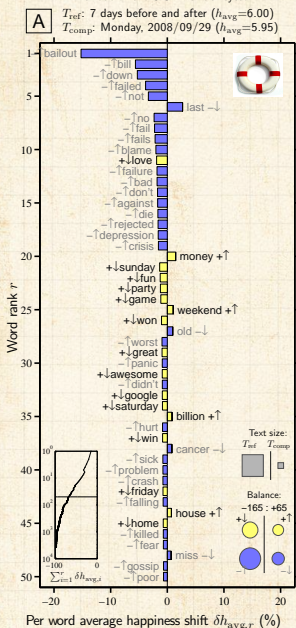
Panometrics

References

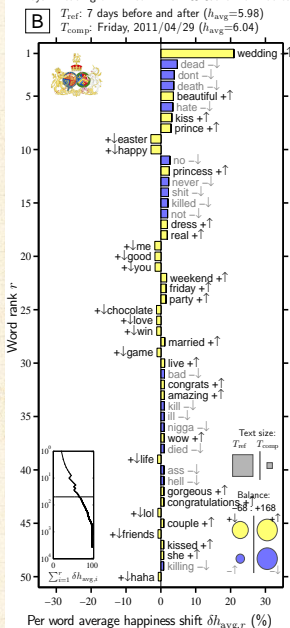




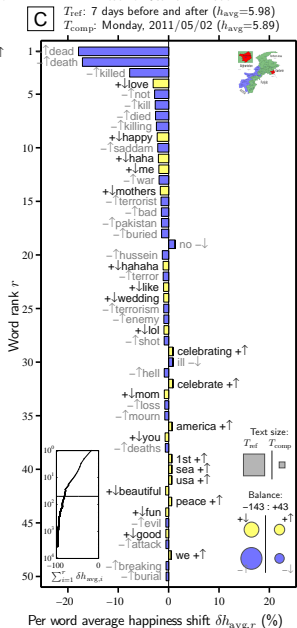
### Bailout of the U.S. financial system:



### Royal Wedding of Prince William & Catherine Middleto



### Death of Osama Bin Laden:



# Ambient happiness:

COcoNuTS  
@networksvox

Word	$h_{avg}^{(amb)}$	Total Tweets	$h_{avg}^{(norm)}$	Word	$h_{avg}^{(amb)}$	Total Tweets	$h_{avg}^{(norm)}$
1. happy	+0.430	1.65e+07 (13)	+1.104 (1)	51. snow	-0.051	2.60e+06 (49)	+0.083 (39)
2. Christmas	+0.404	4.89e+06 (35)	+0.953 (3)	52. Jon Stewart	-0.052	5.21e+04 (97)	+0.024 (48)
3. vegan	+0.315	1.84e+05 (90)	-0.015 (46)	53. school	-0.056	9.26e+06 (24)	+0.050 (42)
4. :)	+0.274	1.04e+07 (20)	+0.630 (12)	54. Lehman Brothers	-0.078	8.50e+03 (100)	+0.721 (79)
5. family	+0.251	5.01e+06 (32)	+0.716 (7)	55. them	-0.090	1.54e+07 (15)	-0.280 (60)
6. -)	+0.228	1.67e+06 (60)	+0.560 (16)	56. right	-0.090	1.92e+07 (10)	+0.126 (35)
7. our	+0.207	1.41e+07 (16)	+0.159 (33)	57. woman	-0.115	2.54e+06 (51)	+0.202 (30)
8. win	+0.204	7.98e+06 (26)	+0.924 (4)	58. left	-0.118	4.89e+06 (34)	-0.383 (63)
9. vacation	+0.200	9.35e+05 (67)	+0.817 (5)	59. me	-0.119	1.44e+08 (4)	+0.160 (32)
10. party	+0.170	6.44e+06 (29)	+0.679 (9)	60. election	-0.127	5.60e+05 (75)	-0.306 (61)
11. love	+0.164	4.67e+07 (6)	+0.977 (2)	61. Sarah Palin	-0.128	2.26e+05 (87)	-0.681 (76)
12. friends	+0.155	7.67e+06 (27)	+0.685 (8)	62. no	-0.132	9.51e+07 (5)	+1.415 (90)
13. hope	+0.149	1.18e+07 (18)	+0.515 (19)	63. rain	-0.134	3.23e+06 (41)	+0.050 (44)
14. coffee	+0.147	2.80e+06 (46)	+0.518 (18)	64. climate	-0.135	3.64e+05 (80)	-0.160 (51)
15. cash	+0.146	1.28e+06 (63)	+0.601 (14)	65. gay	-0.152	2.73e+06 (47)	-0.552 (72)
16. sun	+0.144	2.39e+06 (52)	+0.737 (6)	66. lose	-0.157	2.06e+06 (55)	-1.181 (86)
17. income	+0.137	5.10e+05 (76)	+0.621 (13)	67. they	-0.159	2.74e+07 (8)	-0.208 (58)
18. summer	+0.135	3.00e+06 (43)	+0.221 (29)	68. oil	-0.162	1.38e+06 (62)	-0.411 (65)
19. church	+0.131	1.81e+06 (58)	-0.016 (47)	69. cold	-0.162	3.67e+06 (36)	-0.546 (71)
20. Valentine	+0.127	2.47e+05 (84)	+0.593 (15)	70. I feel	-0.173	5.17e+06 (31)	-0.129 (50)
21. Stephen Colbert	+0.126	2.38e+04 (99)	+0.001 (45)	71. man	-0.175	1.59e+07 (14)	-0.163 (52)
22. USA	+0.113	2.16e+06 (54)	+0.325 (26)	72. Republican	-0.181	2.30e+05 (86)	+0.539 (70)
23. !	+0.106	3.44e+06 (40)	+0.195 (31)	73. sad	-0.187	3.56e+06 (38)	-1.366 (89)
24. winter	+0.101	1.26e+06 (64)	+0.050 (43)	74. gas	-0.193	1.02e+06 (65)	+0.471 (67)
25. God	+0.099	8.58e+06 (25)	+0.468 (20)	75. economy	-0.203	6.09e+05 (73)	-0.525 (69)
26. hot	+0.095	7.12e+06 (28)	-0.172 (54)	76. Obama	-0.205	2.98e+06 (44)	+0.173 (55)
27. :)	+0.094	2.61e+06 (48)	+0.326 (25)	77. Democrat	-0.226	9.32e+04 (93)	-0.384 (64)
28. Jesus	+0.094	2.03e+06 (56)	+0.247 (28)	78. Congress	-0.231	3.92e+05 (79)	+0.580 (74)
29. today	+0.092	2.56e+07 (9)	+0.126 (36)	79. hell	-0.250	6.27e+06 (30)	-1.551 (96)
30. kiss	+0.072	1.70e+06 (59)	+0.632 (11)	80. sick	-0.262	3.58e+06 (37)	-1.630 (97)
31. yes	+0.066	1.16e+07 (19)	+0.321 (27)	81. Muslim	-0.262	2.15e+05 (88)	-0.569 (73)
32. tomorrow	+0.054	1.04e+07 (21)	+0.086 (38)	82. war	-0.270	1.96e+06 (57)	-2.040 (100)
33. you	+0.052	1.73e+08 (3)	+0.111 (37)	83. Pope	-0.277	1.52e+05 (91)	-0.316 (62)
34. heaven	+0.041	7.42e+05 (71)	+0.674 (10)	84. hate	-0.282	9.65e+06 (23)	-1.520 (94)
35. :-)	+0.041	9.39e+05 (66)	+0.395 (23)	85. Glenn Beck	-0.282	1.14e+05 (92)	-0.776 (82)
36. we	+0.035	3.91e+07 (7)	+0.146 (34)	86. Islam	-0.299	1.87e+05 (89)	-0.710 (78)
37. yesterday	+0.033	3.08e+06 (42)	-0.168 (53)	87. George Bush	-0.333	3.23e+04 (98)	-0.747 (80)
38. dark	+0.031	1.58e+06 (61)	-0.766 (81)	88. Goldman Sachs	-0.337	5.27e+04 (96)	-0.984 (84)
39. ?	+0.030	2.32e+06 (53)	-0.503 (68)	89. depressed	-0.339	2.81e+05 (82)	-1.154 (95)
40. RT	+0.028	3.39e+08 (1)	-0.443 (66)	90. Senate	-0.340	1.48e+05 (78)	-0.601 (75)
41. Michael Jackson	+0.018	8.20e+05 (70)	-0.213 (59)	91. BP	-0.355	5.82e+05 (74)	-0.902 (83)
42. night	+0.014	1.71e+07 (12)	+0.074 (40)	92. gun	-0.367	6.81e+05 (72)	-1.476 (93)
43. life	+0.012	1.40e+07 (17)	+0.422 (22)	93. drugs	-0.382	5.10e+05 (77)	-1.452 (91)
44. health	-0.000	2.58e+06 (50)	+0.447 (21)	94. headache	-0.437	8.57e+05 (69)	-1.881 (98)
45. sex	-0.008	3.55e+06 (39)	+0.542 (17)	95. :-)	-0.455	3.40e+05 (81)	-1.174 (85)
46. work	-0.010	1.84e+07 (11)	-0.174 (56)	96. :(	-0.472	2.89e+06 (45)	-1.288 (88)
47. girl	-0.010	1.01e+07 (22)	+0.331 (24)	97. Afghanistan	-0.703	2.74e+05 (83)	-1.458 (92)
48. boy	-0.026	4.93e+06 (33)	+0.062 (41)	98. mosque	-0.709	6.98e+04 (95)	-0.694 (77)
49. I	-0.048	3.08e+08 (2)	-0.062 (49)	99. flu	-0.735	9.01e+05 (68)	-1.912 (99)
50. commite	-0.048	9.01e+04 (94)	-0.206 (57)	100. Iraq	-0.773	2.39e+05 (85)	-1.282 (87)

## Happiness

### Introduction

### Measurement

### Happiness

- Some motivation
- Measuring emotional content
- Hedonometer
- Analysis
- Songs
- Blogs
- SOTU
- Geography
- Movement
- Other Emotions

### Panometrics

### References



# Simpson lexical size, $N_S$ :

COCoNuTS  
@networksvox

Word	$\lambda_{\text{raw}}^{(\text{amb})}$	Total Tweets	$\lambda_{\text{raw}}^{(\text{norm})}$	Word	$\lambda_{\text{raw}}^{(\text{amb})}$	Total Tweets	$\lambda_{\text{raw}}^{(\text{norm})}$
1. happy	+0.430	1.65e+07 (13)	+1.104 (1)	51. snow	-0.051	2.60e+06 (49)	+0.083 (39)
2. Christmas	+0.404	4.89e+06 (35)	+0.953 (3)	52. Jon Stewart	-0.052	5.21e+04 (97)	+0.024 (48)
3. vegan	+0.315	1.84e+05 (90)	-0.015 (46)	53. school	-0.056	9.26e+06 (24)	+0.050 (42)
4. :)	+0.274	1.04e+07 (20)	+0.630 (12)	54. Lehman Brothers	-0.078	8.50e+03 (100)	+0.721 (79)
5. family	+0.251	5.01e+06 (32)	+0.716 (7)	55. them	-0.090	1.54e+07 (15)	-0.280 (60)
6. -)	+0.228	1.67e+06 (60)	+0.560 (16)	56. right	-0.099	1.92e+07 (10)	+0.126 (35)
7. our	+0.207	1.41e+07 (16)	+0.159 (33)	57. woman	-0.115	2.54e+06 (51)	+0.202 (30)
8. win	+0.204	7.98e+06 (26)	+0.924 (4)	58. left	-0.118	4.89e+06 (34)	-0.383 (63)
9. vacation	+0.200	9.35e+05 (67)	+0.817 (5)	59. me	-0.119	1.44e+08 (4)	+0.160 (32)
10. party	+0.170	6.44e+06 (29)	+0.679 (9)	60. election	-0.127	5.60e+05 (75)	-0.306 (61)
11. love	+0.164	4.67e+07 (6)	+0.977 (2)	61. Sarah Palin	-0.128	2.26e+05 (87)	-0.681 (76)
12. friends	+0.155	7.67e+06 (27)	+0.685 (8)	62. no	-0.132	9.51e+07 (5)	+1.415 (90)
13. hope	+0.149	1.18e+07 (18)	+0.515 (19)	63. rain	-0.134	3.23e+06 (41)	+0.050 (44)
14. coffee	+0.147	2.80e+06 (46)	+0.518 (18)	64. climate	-0.135	3.64e+05 (80)	-0.160 (51)
15. cash	+0.146	1.28e+06 (63)	+0.601 (14)	65. gay	-0.152	2.73e+06 (47)	-0.552 (72)
16. sun	+0.144	2.39e+06 (52)	+0.737 (6)	66. lose	-0.157	2.06e+06 (55)	+1.181 (86)
17. income	+0.137	5.10e+05 (76)	+0.621 (13)	67. they	-0.159	2.74e+07 (8)	-0.208 (58)
18. summer	+0.135	3.00e+06 (43)	+0.221 (29)	68. oil	-0.162	1.38e+06 (62)	-0.411 (65)
19. church	+0.131	1.81e+06 (58)	-0.016 (47)	69. cold	-0.162	3.67e+06 (36)	-0.546 (71)
20. Valentine	+0.127	2.47e+05 (84)	+0.593 (15)	70. I feel	-0.173	5.17e+06 (31)	+0.129 (50)
21. Stephen Colbert	+0.126	2.38e+04 (99)	+0.001 (45)	71. man	-0.175	1.59e+07 (14)	-0.163 (52)
22. USA	+0.113	2.16e+06 (54)	+0.325 (26)	72. Republican	-0.181	2.30e+05 (86)	+0.539 (70)
23. !	+0.106	3.44e+06 (40)	+0.195 (31)	73. sad	-0.187	3.56e+06 (38)	-1.366 (89)
24. winter	+0.101	1.26e+06 (64)	+0.050 (43)	74. gas	-0.193	1.02e+06 (65)	+0.471 (67)
25. God	+0.099	8.58e+06 (25)	+0.468 (20)	75. economy	-0.203	6.09e+05 (73)	-0.525 (69)
26. hot	+0.095	7.12e+06 (28)	-0.172 (54)	76. Obama	-0.205	2.98e+06 (44)	+0.173 (55)
27. :)	+0.094	2.61e+06 (48)	+0.326 (25)	77. Democrat	-0.226	9.32e+04 (93)	-0.384 (64)
28. Jesus	+0.094	2.03e+06 (56)	+0.247 (28)	78. Congress	-0.231	3.92e+05 (79)	-0.580 (74)
29. today	+0.092	2.56e+07 (9)	+0.126 (36)	79. hell	-0.250	6.27e+06 (30)	-1.551 (96)
30. kiss	+0.072	1.70e+06 (59)	+0.632 (11)	80. sick	-0.262	3.58e+06 (37)	-1.630 (97)
31. yes	+0.056	1.16e+07 (19)	+0.321 (27)	81. Muslim	-0.262	2.15e+05 (88)	-0.569 (73)
32. tomorrow	+0.054	1.04e+07 (21)	+0.086 (38)	82. war	-0.270	1.96e+06 (57)	+2.040 (100)
33. you	+0.052	1.73e+08 (3)	+0.111 (37)	83. Pope	-0.277	1.52e+05 (91)	-0.316 (62)
34. heaven	+0.041	7.42e+05 (71)	+0.674 (10)	84. hate	-0.282	9.65e+06 (23)	+1.520 (94)
35. :-)	+0.041	9.39e+05 (66)	+0.395 (23)	85. Glenn Beck	-0.282	1.14e+05 (92)	-0.776 (82)
36. we	+0.035	3.91e+07 (7)	+0.146 (34)	86. Islam	-0.299	1.87e+05 (89)	-0.710 (78)
37. yesterday	+0.033	3.08e+06 (42)	-0.168 (53)	87. George Bush	-0.333	3.23e+04 (98)	-0.747 (80)
38. dark	+0.031	1.58e+06 (61)	-0.766 (81)	88. Goldman Sachs	-0.337	5.27e+04 (96)	-0.984 (84)
39. ?	+0.030	2.32e+06 (53)	-0.503 (68)	89. depressed	-0.339	2.81e+05 (82)	-1.541 (95)
40. RT	+0.028	3.39e+08 (1)	-0.443 (66)	90. Senate	-0.340	1.48e+05 (78)	-0.601 (75)
41. Michael Jackson	+0.018	8.20e+05 (70)	-0.213 (59)	91. BP	-0.355	5.82e+05 (74)	-0.902 (83)
42. night	+0.014	1.71e+07 (12)	+0.074 (40)	92. gun	-0.367	6.81e+05 (72)	-1.476 (93)
43. life	+0.012	1.40e+07 (17)	+0.422 (22)	93. drugs	-0.382	5.10e+05 (77)	-1.452 (91)
44. health	-0.000	2.58e+06 (50)	+0.447 (21)	94. headache	-0.437	8.57e+05 (69)	-1.881 (98)
45. sex	-0.008	3.55e+06 (39)	+0.542 (17)	95. :-)	-0.455	3.40e+05 (81)	-1.174 (85)
46. work	-0.010	1.84e+07 (11)	-0.174 (56)	96. :(	-0.472	2.89e+06 (45)	-1.288 (88)
47. girl	-0.010	1.01e+07 (22)	+0.331 (24)	97. Afghanistan	-0.703	2.74e+05 (83)	-1.458 (92)
48. boy	-0.026	4.93e+06 (33)	+0.062 (41)	98. mosque	-0.709	6.98e+04 (95)	-0.694 (77)
49. I	-0.048	3.08e+08 (2)	-0.062 (49)	99. flu	-0.735	9.01e+05 (68)	-1.912 (99)
50. commite	-0.048	9.01e+04 (94)	-0.206 (57)	100. Iraq	-0.773	2.39e+05 (85)	-1.282 (87)

## Happiness

## Introduction

## Measurement

## Happiness

Some motivation

Measuring emotional content

Hedonometer

Analysis

Songs

Blogs

SOTU

Geography

Movement

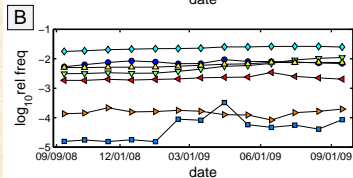
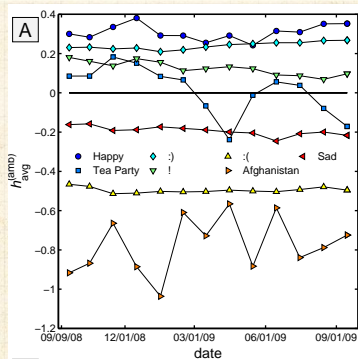
Other Emotions

## Panometrics

## References



# Ambient happiness:



Introduction

Measurement

Happiness

Some motivation

Measuring emotional content

Hedonometer

Analysis

Songs

Blogs

**SOTU**

Geography

Movement

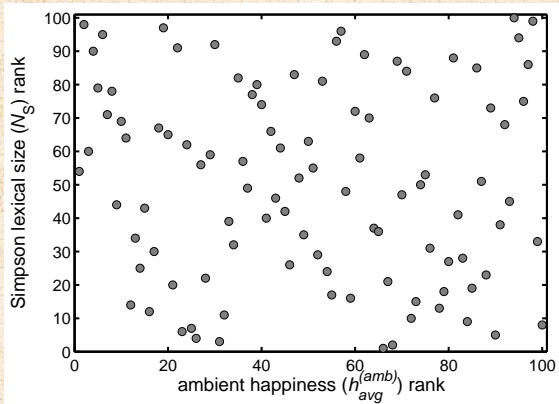
Other Emotions

Panometrics

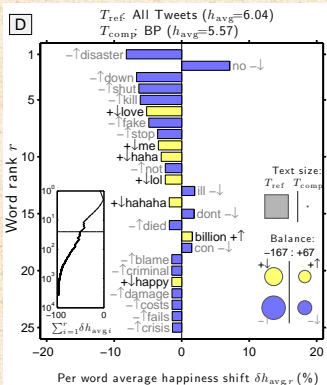
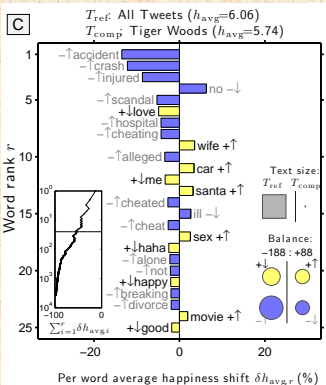
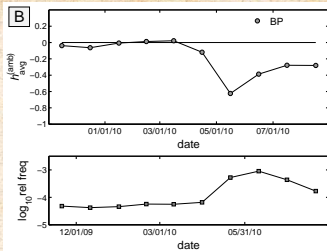
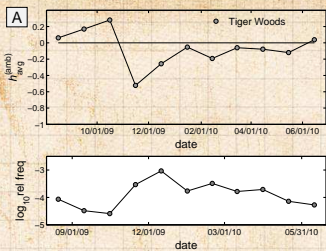
References



- Some motivation
- Measuring emotional content
- Hedonometer
- Analysis
- Songs
- Blogs
- SOTU**
- Geography
- Movement
- Other Emotions

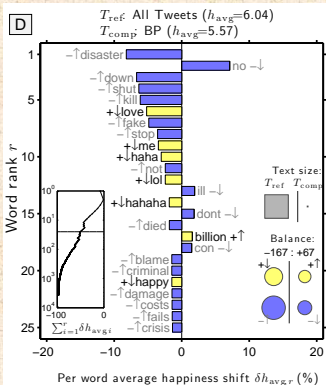
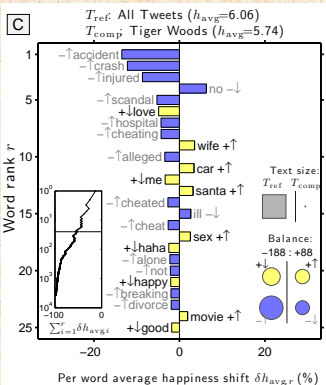
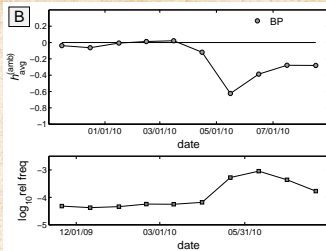
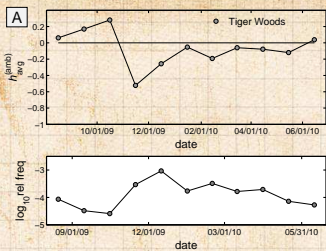


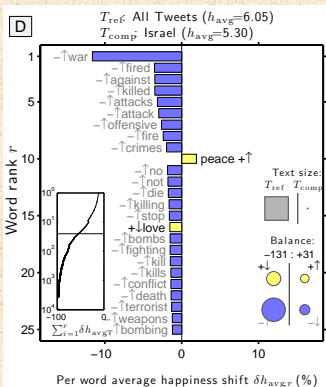
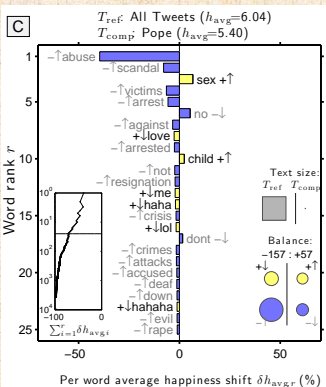
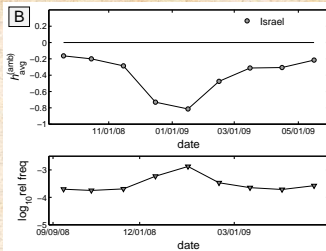
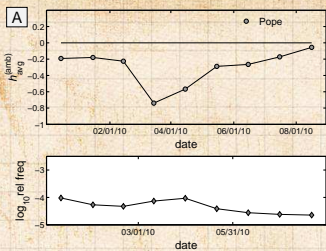
- Some motivation
- Measuring emotional content
- Hedonometer
- Analysis
- Songs
- Blogs
- SOTU**
- Geography
- Movement
- Other Emotions
- Panometrics
- References





- Some motivation
- Measuring emotional content
- Hedonometer
- Analysis
- Songs
- Blogs
- SOTU**
- Geography
- Movement
- Other Emotions
- Panometrics
- References







# "Public opinion polling with Twitter"

Cody et al.,

Available online at

<https://arxiv.org/abs/1608.02024>, 2016. [5]

COcoNuTS  
@networksvox  
Happiness

Introduction

Measurement

Happiness

Some motivation

Measuring emotional content

Hedonometer

Analysis

Songs

Blogs

**SOTU**

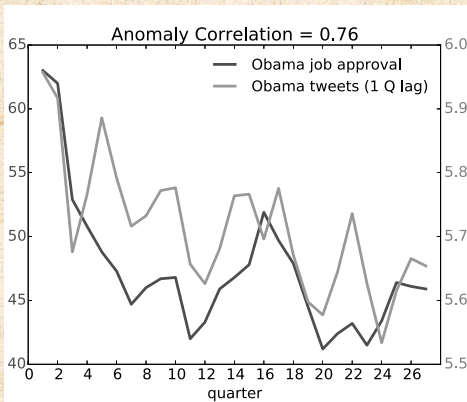
Geography

Movement

Other Emotions

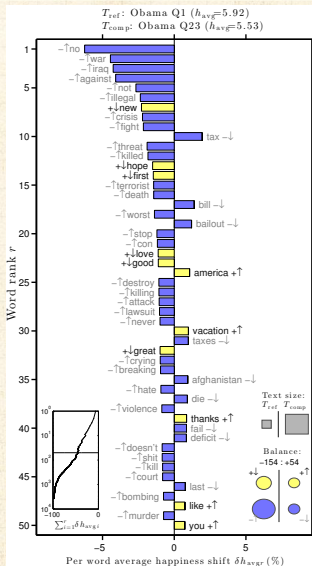
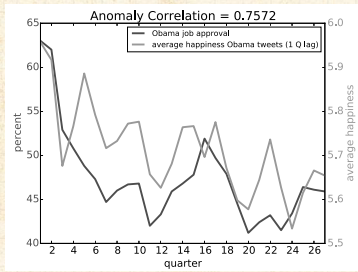
Panometrics

References



# Twitter's Feels predict Obama's Approval Rating:

COCoNuTS  
@networksvox  
Happiness



Introduction

Measurement

Happiness

Some motivation

Measuring emotional content

Hedonometer

Analysis

Songs

Blogs

SOTU

Geography

Movement

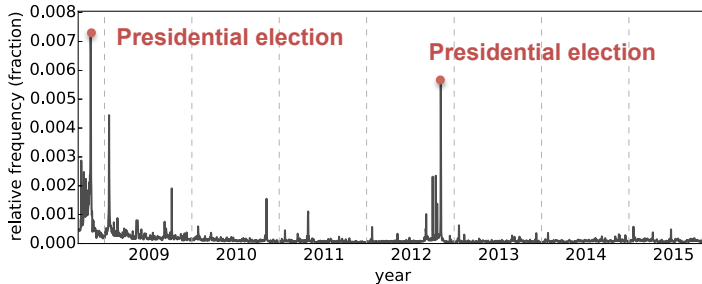
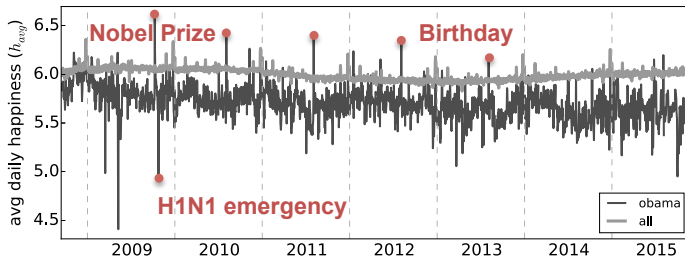
Other Emotions

Panometrics

References



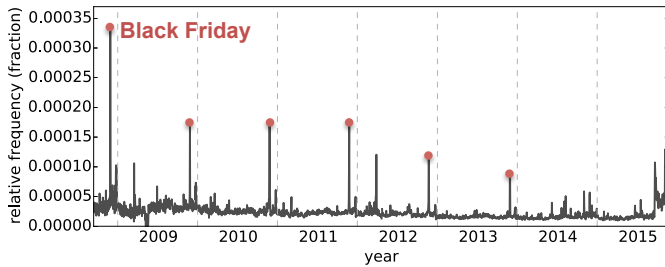
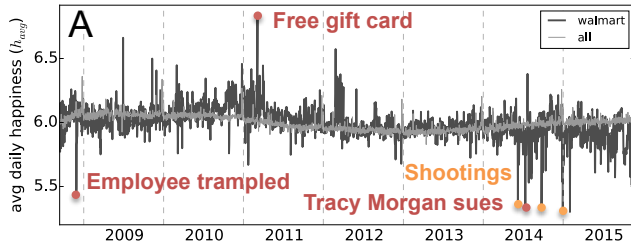
# Ambient happiness for "Obama":



- Introduction
- Measurement
- Happiness
  - Some motivation
  - Measuring emotional content
  - Hedonometer
  - Analysis
    - Songs
    - Blogs
    - SOTU
    - Geography
    - Movement
    - Other Emotions
- Panometrics
- References



# Ambient happiness for "Walmart":



Introduction

Measurement

Happiness

Some motivation

Measuring emotional content

Hedonometer

Analysis

Songs

Blogs

SOTU

Geography

Movement

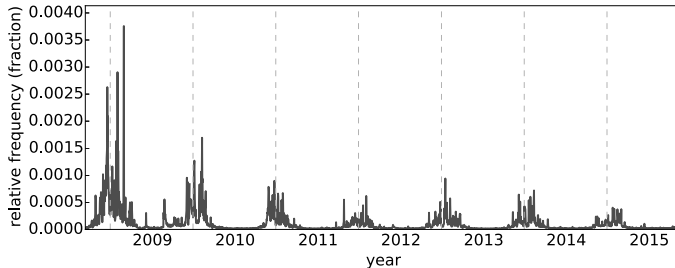
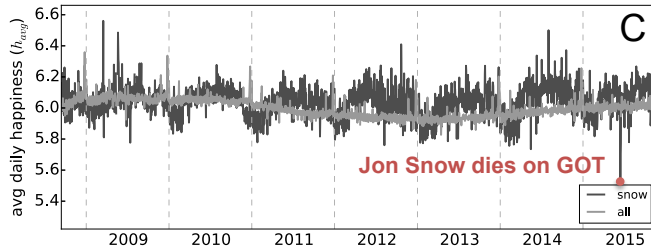
Other Emotions

Panometrics

References



# Ambient happiness for "snow":



Introduction

Measurement

Happiness

Some motivation

Measuring emotional content

Hedonometer

Analysis

Songs

Blogs

SOTU

Geography

Movement

Other Emotions

Panometrics

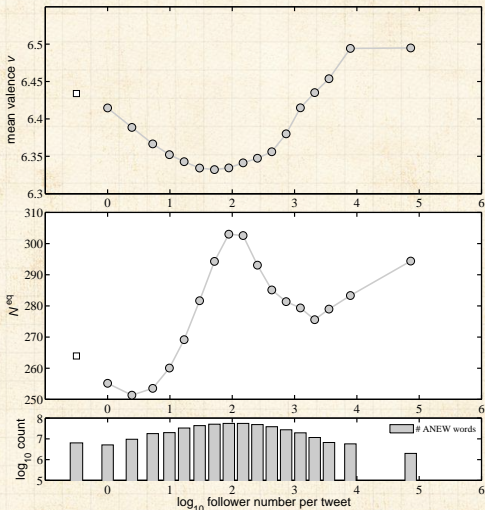
References



# Dunbar number action:

COcoNuTS  
@networksvox

Happiness



Introduction

Measurement

Happiness

Some motivation

Measuring emotional content

Hedonometer

Analysis

Songs

Blogs

**SOTU**

Geography

Movement

Other Emotions

Panometrics

References



Early Twitter data—follower counts are not worth so much.

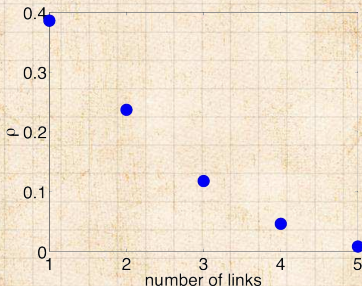






"Twitter reciprocal reply networks exhibit assortativity with respect to happiness" 

Bliss, Kloumann, Harris, Danforth, and Dodds.  
Journal of Computational Science, **3**, 388–397,  
2012. [2]



Decay in happiness correlation in social network.



Not a test of contagion ...

COCoNuTS  
@networksvox

Happiness

Introduction

Measurement

Happiness

Some motivation

Measuring emotional content

Hedonometer

Analysis

Songs

Blogs

**SOTU**

Geography

Movement

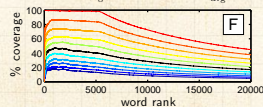
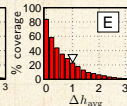
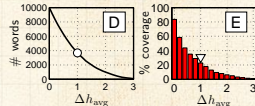
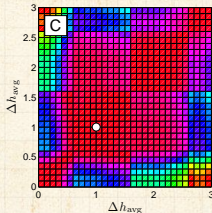
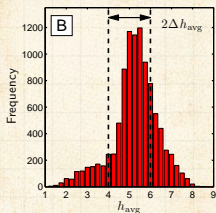
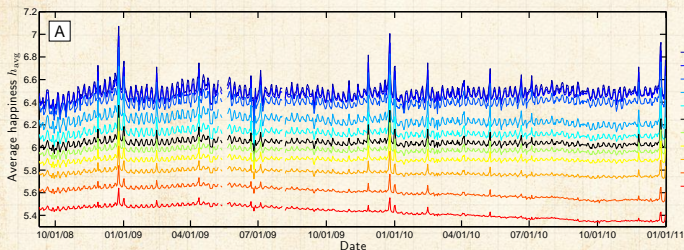
Other Emotions

Panometrics

References



# The very surprising tunable hedonometer:



Introduction

Measurement

Happiness

Some motivation

Measuring emotional content

Hedonometer

Analysis

Songs

Blogs

SOTU

Geography

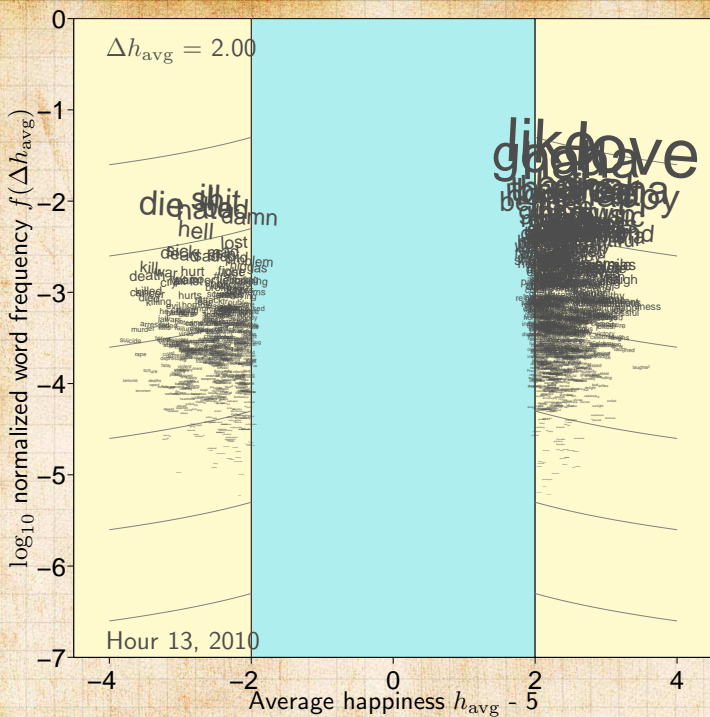
Movement

Other Emotions

Panometrics

References





Introduction

Measurement

Happiness

Some motivation

Measuring emotional content

Hedonometer

Analysis

Songs

Blogs

**SOTU**

Geography

Movement

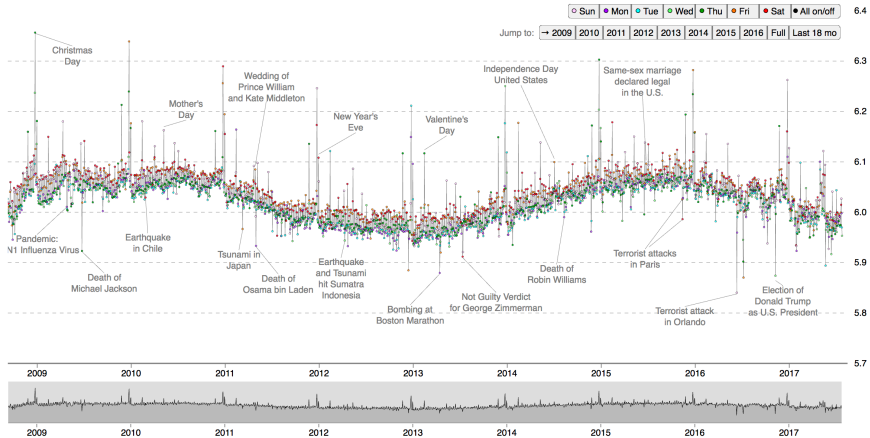
Other Emotions

Panometrics

References



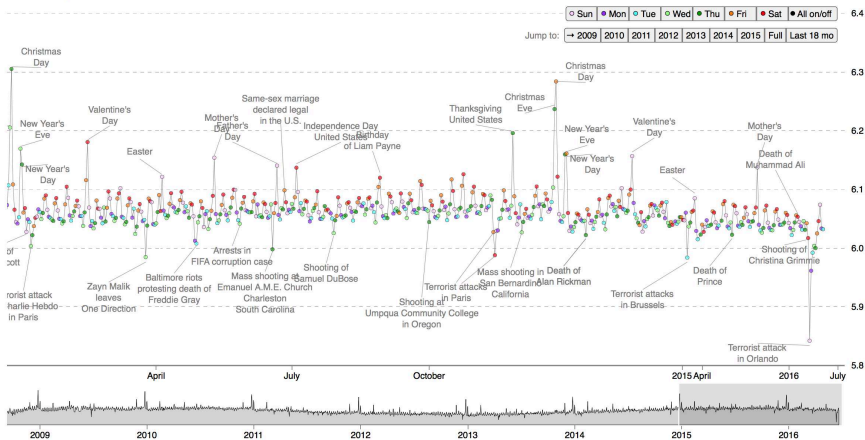
## Average Happiness for Twitter



Machine: [@andyreagan](https://twitter.com/andyreagan)

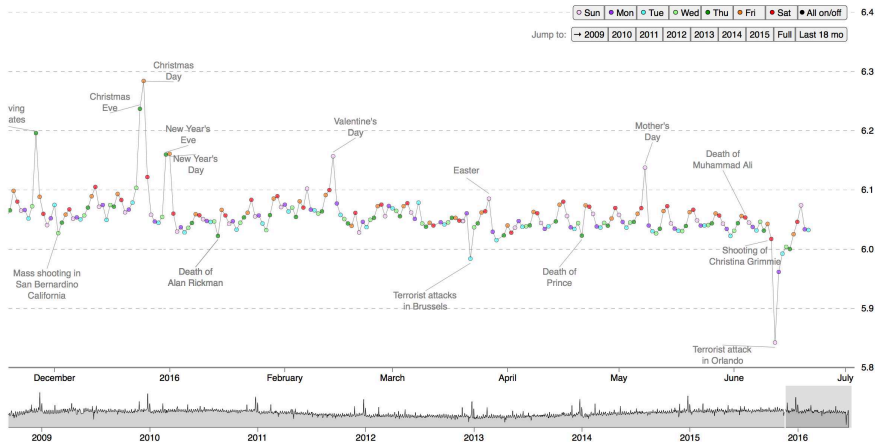
Planned happiness versus tragedies.

### Average Happiness for Twitter



Machine: @andyreagan

### Average Happiness for Twitter



Machine: @andyreagan

# The one reliable source of spontaneous, widespread happiness and despair:

COcoNuTS  
@networksvox  
Happiness

Introduction

Measurement

Happiness

Some motivation

Measuring emotional content

Hedonometer

Analysis

Songs

Blogs

**SOTU**

Geography

Movement

Other Emotions

Panometrics

References



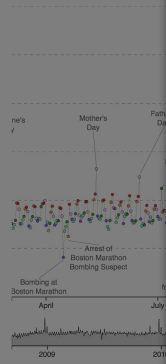
 Original tweet 





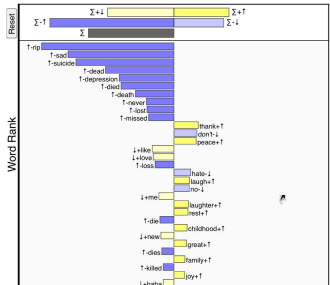


**Average Happiness for Twitter**



### Interactive Wordshift Major Event ... W

**Monday, August 11, 2014**  
**Death of actor and comedian Robin Williams**  
 Average happiness: 5.953  
 What's making this day sadder than the last seven days:



Per word average happiness shift

Twitter Facebook Email +

Prev Day 2014-08-11 Next Day

Videos - YouTube

f t +

Introduction

Measurement

Happiness

Some motivation

Measuring emotional content

Hedonometer

Analysis

Songs

Blogs

SOTU

Geography

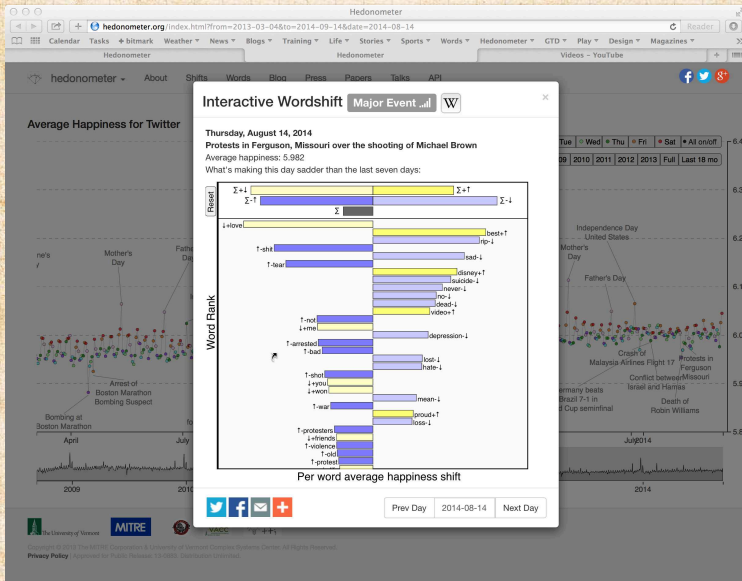
Movement

Other Emotions

Panometrics

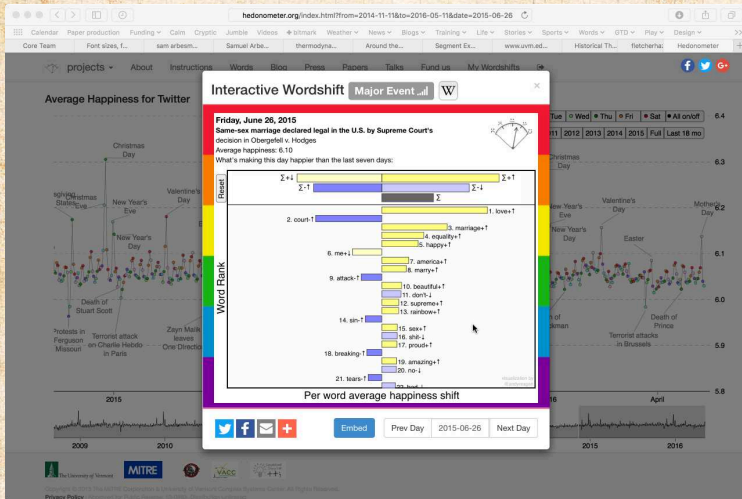
References





- Introduction
- Measurement
- Happiness
  - Some motivation
  - Measuring emotional content
  - Hedonometer
  - Analysis
  - Songs
  - Blogs
  - SOTU
  - Geography
  - Movement
  - Other Emotions
- Panometrics
- References





Introduction

Measurement

Happiness

Some motivation

Measuring emotional content

Hedonometer

Analysis

Songs

Blogs

SOTU

Geography

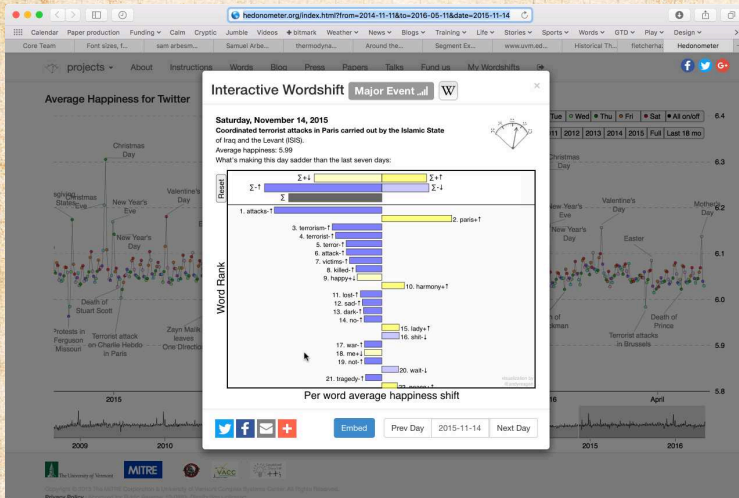
Movement

Other Emotions

Panometrics

References





Introduction

Measurement

Happiness

Some motivation

Measuring emotional content

Hedonometer

Analysis

Songs

Blogs

SOTU

Geography

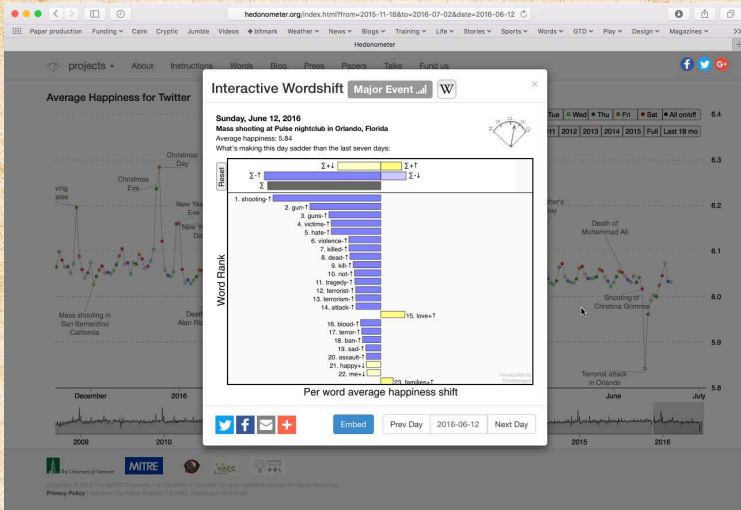
Movement

Other Emotions

Panometrics

References



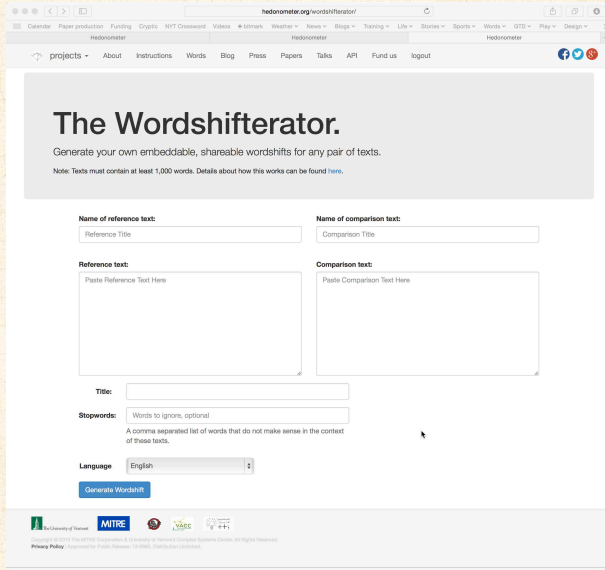


- Introduction
- Measurement
- Happiness
  - Some motivation
  - Measuring emotional content
  - Hedonometer
  - Analysis
  - Songs
  - Blogs
  - SOTU
  - Geography
  - Movement
  - Other Emotions
- Panometrics
- References



Make your own: 

COcoNuTS  
@networksvox  
Happiness



The screenshot shows a web browser window with the URL [hedonometer.org/wordshifterator/](http://hedonometer.org/wordshifterator/). The page title is "The Wordshifterator." and the main heading is "The Wordshifterator." Below the heading, it says "Generate your own embeddable, shareable wordshifts for any pair of texts." and a note: "Note: Texts must contain at least 1,000 words. Details about how this works can be found [here](#)."

The form includes the following fields:

- Name of reference text:** Reference Title
- Name of comparison text:** Comparison Title
- Reference text:** Paste Reference Text Here
- Comparison text:** Paste Comparison Text Here
- Title:** (empty field)
- Stopwords:** Words to ignore, optional. A comma separated list of words that do not make sense in the context of these texts.
- Language:** English

A blue button labeled "Generate Wordshift" is located below the form. The footer contains logos for The University of Vermont, MITRE, and VACC, along with copyright information: "Copyright © 2013 The MITRE Corporation & University of Vermont Computer Systems Center. All Rights Reserved. Privacy Policy" (approved for Public Release: 13-0863, Distribution Unlimited).

Introduction

Measurement

Happiness

Some motivation

Measuring emotional content

Hedonometer

Analysis

Songs

Bloggs

**SOTU**

Geography

Movement

Other Emotions

Panometrics

References





Quokka Labs

Introduction

Measurement

Happiness

Some motivation  
Measuring emotional  
content

Hedonometer

Analysis

Songs

Blogs

**SOTU**

Geography

Movement

Other Emotions

Panometrics

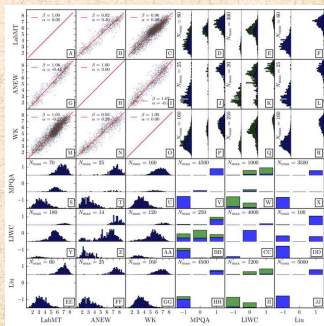
References





# “Sentiment analysis methods for understanding large-scale texts: A case for using continuum-scored words and word shift graphs”

Reagan, Tivnan, Tivnan, Danforth, and Danforth.  
EPJ Data Science, **6**, , 2017. [32]



COCoNuTS  
@networksvox  
Happiness

Introduction

Measurement

Happiness

Some motivation

Measuring emotional content

Hedonometer

Analysis

Songs

Blogs

SOTU

Geography

Movement

Other Emotions

Panometrics

References



Upshots: (1) do use wordshifts, and (2) do not use LIWC ...

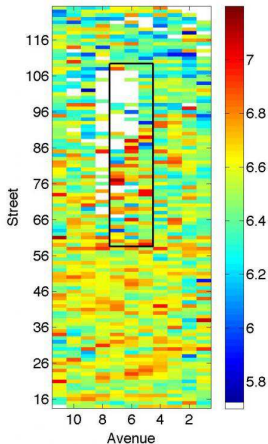




# Happiness in Manhattan:

COcoNuTS  
@networksvox

Happiness



Introduction

Measurement

Happiness

Some motivation

Measuring emotional content

Hedonometer

Analysis

Songs

Blogs

SOTU

Geography

Movement

Other Emotions

Panometrics

References



See [Blog post on compstorylab.org](http://blog.compstorylab.org)



Introduction

Measurement

Happiness

- Some motivation
- Measuring emotional content
- Hedonometer
- Analysis
- Songs
- Blogs
- SOTU
- Geography
- Movement
- Other Emotions

Panometrics

References

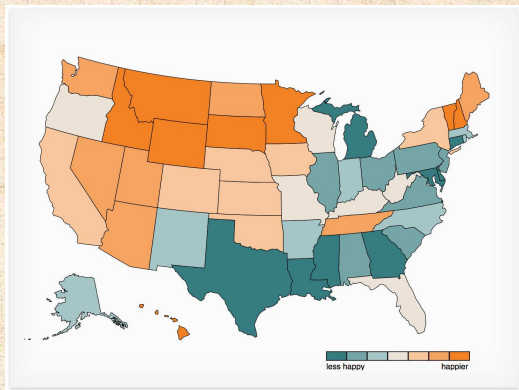
Advertisement for Jamaica in Times Square. The ad features a large orange sign with white text and a photograph of a person in Times Square at night. The sign text reads: "TELL US WHY YOU'RE HAPPY FOR A CHANCE TO WIN A TRIP FOR 2 TO JAMAICA! INCLUDE #HAPPYNYC IN YOUR TWEET TO ENTER Clear Channel Outdoor JAMAICA Once you go, you know." Below the sign, it says "TIMES SQUARE IS THE HAPPIEST PLACE IN NEW YORK! COMPILED BY TRACKING TWEETS THAT INCLUDED SPECIFIC 'HAPPY' AND 'SAD' WORDS - THE UNIVERSITY OF VERMONT" and "COMPLETE TERMS AND CONDITIONS AVAILABLE AT FACEBOOK.COM/CCOUTDOOR".



# The Geography of Happiness:

COcoNuTS  
@networksvox

Happiness



Introduction

Measurement

Happiness

Some motivation

Measuring emotional content

Hedonometer

Analysis

Songs

Blogs

SOTU

Geography

Movement

Other Emotions

Panometrics

References

 Mitchell et al., PLoS ONE, 2013. <sup>[30]</sup>

 It's a paper that tweets: [@geographyofhapp](https://twitter.com/geographyofhapp) 

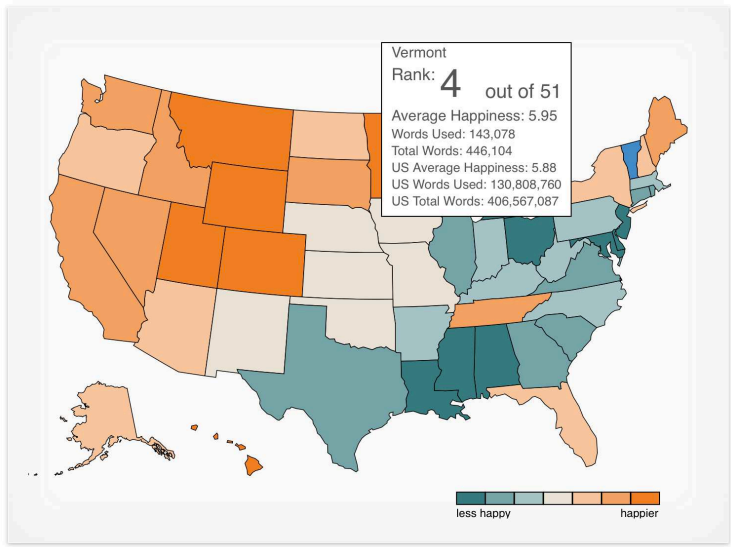
 [Online Appendices](#) 

 [Much interesting and amusing press ...](#)

 [Online, interactive US map at hedonometer.org](http://hedonometer.org) 



Average Happiness of United States for 2013



Introduction

Measurement

Happiness

Some motivation

Measuring emotional content

Hedonometer

Analysis

Songs

Blogs

SOTU

Geography

Movement

Other Emotions

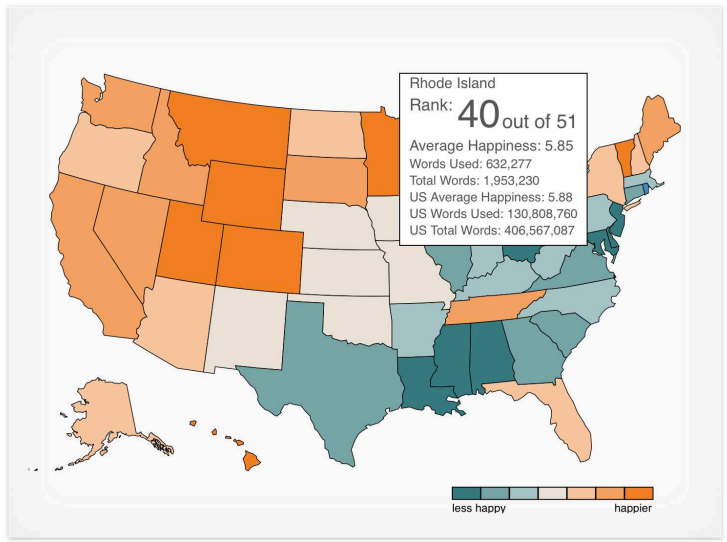
Panometrics

References



## Average Happiness of United States for

2013



Introduction

Measurement

Happiness

Some motivation

Measuring emotional content

Hedonometer

Analysis

Songs

Blogs

SOTU

Geography

Movement

Other Emotions

Panometrics

References



- Some motivation
- Measuring emotional content
- Hedonometer
- Analysis
- Songs
- Blogs
- SOTU
- Geography
- Movement
- Other Emotions

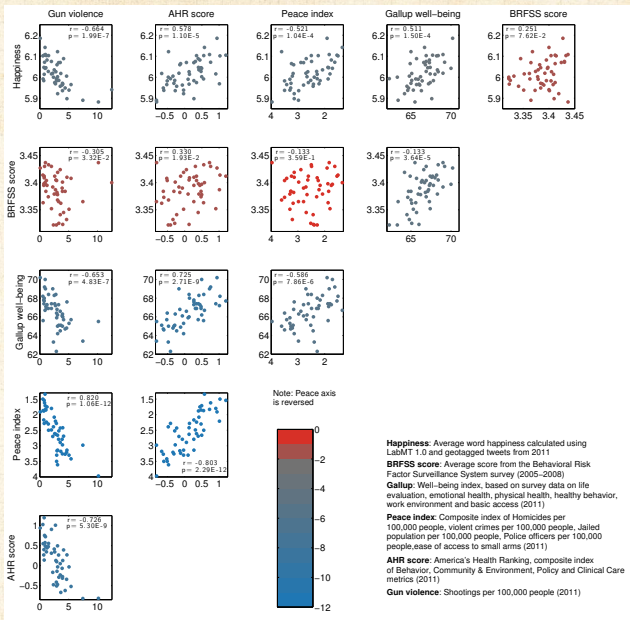
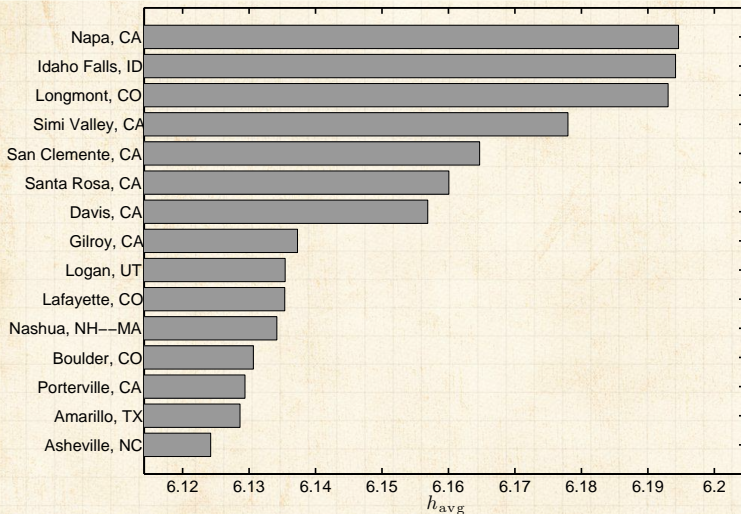


FIG. 2: Scatter plot matrix of correlations between different well-being measures. Points are colored by  $p$ -value, statistically insignificant correlations above  $p = 0.01$  are shown in red. Spearman's  $r$  and  $p$ -value are reported in the inset.

# Happiest Cities:



Introduction

Measurement

Happiness

Some motivation

Measuring emotional content

Hedonometer

Analysis

Songs

Blogs

SOTU

Geography

Movement

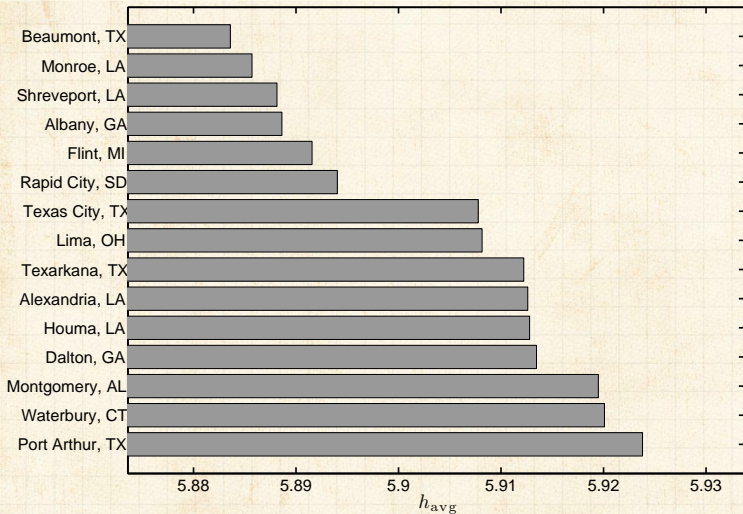
Other Emotions

Panometrics

References



## Saddest Cities (Sorry Beaumont):



Introduction

Measurement

Happiness

Some motivation

Measuring emotional content

Hedonometer

Analysis

Songs

Blogs

SOTU

Geography

Movement

Other Emotions

Panometrics

References





Happiness

Introduction

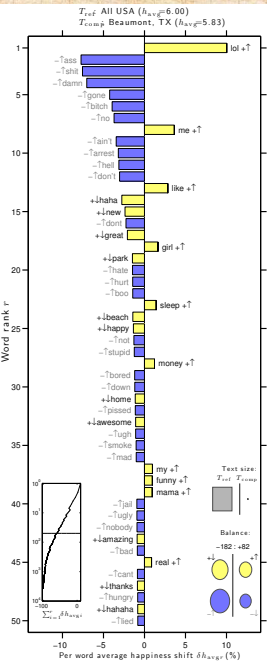
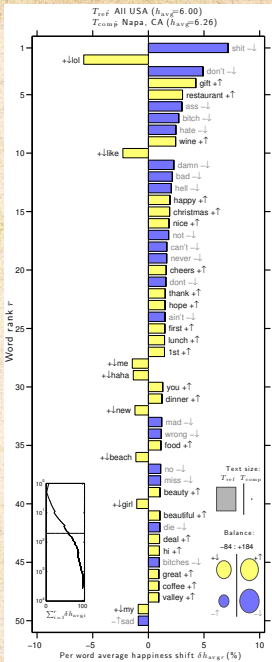
Measurement

Happiness

- Some motivation
- Measuring emotional content
- Hedonometer
- Analysis
- Songs
- Blogs
- SOTU
- Geography
- Movement
- Other Emotions

Panometrics

References



# A local reaction:

Introduction

Measurement

Happiness

Some motivation

Measuring emotional  
content

Hedonometer

Analysis

Songs

Blogs

SOTU

Geography

Movement

Other Emotions

Panometrics

References



# Reactions:

Introduction

Measurement

Happiness

Some motivation

Measuring emotional  
content

Hedonometer

Analysis

Songs

Blogs

SOTU

Geography

Movement

Other Emotions

Panometrics

References



## Another reaction:

Introduction

Measurement

Happiness

Some motivation

Measuring emotional  
content

Hedonometer

Analysis

Songs

Blogs

SOTU

Geography

Movement

Other Emotions

Panometrics

References



- Some motivation
- Measuring emotional content
- Hedonometer
- Analysis
- Songs
- Blogs
- SOTU
- Geography
- Movement
- Other Emotions

**rednnneecckckkkkkkkk**

2013/02/18 at 8:53 pm (Edit)



I've lived in quite a few places. The most recently Beaumont, TX. Its a pure hellhole. Hot, humid, trashy, terrible schools, corrupt government, lots of crime, no public parks or activities, terrible culture (other than crawfish boils), completely lacks diversity. This study confirms my suspicions that cities don't get any more miserable than this.

[Reply](#)

Blog post: [Where is the happiest city in the US?](#)





**beaumontenterprise.com** Weather | Traffic | e-Edition | Register | Sign In  
Tuesday, February 19, 2013 70°F Beaumont, TX Clear


Search  beaumont enterprise Web Search by YAHOO! Businesses

News Entertainment cat5 Sports Biz Obits Opinion Photo Video Blogs eEdition Autos Shopping Jobs Homes  
Index ▾

Check it out: The ME! | College football | Entertain photo galleries | Southeast Texas nightlife | Miss you Soap? | I like it on Facebook

### The Bayou

Biting satire, commentary & opinion Southeast-Texas style  
Email | Twitter | Facebook



### Eggheads find Beaumont IS the 'saddest city'

February 19, 2013 at 10:41 am by [gator](#)




Comments(3) | E-mail | Print | Tweet 0 | Recommend 0 | +1 0

That's what some eggheads at the Department of Mathematics and Statistics at the University of Vermont have determined.


The method to their madness? **Twitter**. They say they plotted 10 million geotagged Tweets in 2011.

**Categories**  
General |

**Beaumont Enterprise Blogs**

-  **The Bayou**  
Biting satire, Southeast Texas style
-  **Extra-Extra!**  
Newsworthy  
Breaking news for Southeast Texas
-  **Whaddya Think?**  
We want to hear from you
-  **The Huddle**

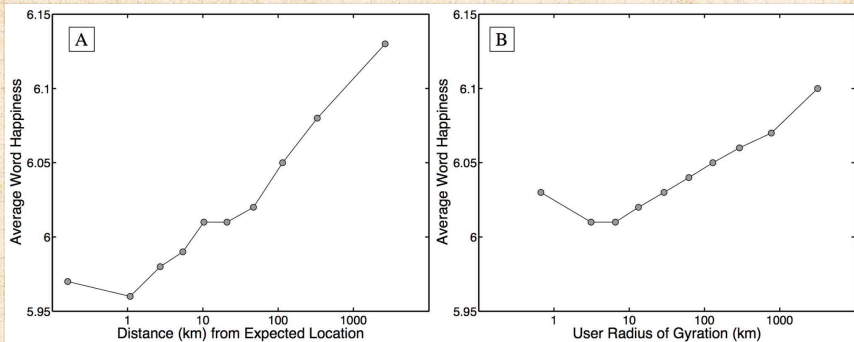




# "Happiness and the Patterns of Life: A Study of Geolocated Tweets"

Frank, Mitchell, Dodds, Danforth, and Danforth.

Nature Scientific Reports, **3**, 2625, 2013. <sup>[15]</sup>



**Figure 6** | (A) Average happiness of words written as a function of distance from an author's expected location, with tweets grouped into ten equally populated bins. Expressed happiness grows logarithmically with distance distance from expected location. (B) A similar trend is observed when individuals are grouped into ten equally populated bins according to their gyradius. Both trends persist through variations in binning and different measures of mobility.



We grow fonder as we wander.



## Anger:

word	avg	$\sigma$
war	4.16	1.01
torture	3.92	1.16
murdered	3.84	1.14
motherf☆☆ker	3.82	1.29
anger	3.80	1.26
killer	3.78	1.38
fury	3.63	1.56
bombing	3.58	1.39
⋮	⋮	⋮
play	1.06	0.31
idea	1.06	0.31
daughter-in-law	1.06	0.24
piano	1.06	0.31
stars	1.06	0.24
tasty	1.04	0.20
thankful	1.02	0.14
happy	1.00	0.00

## Disgust:

word	avg	$\sigma$
war	4.16	1.01
tortured	3.74	1.28
whore	3.67	1.39
murdered	3.66	1.41
asshole	3.56	1.28
killer	3.55	1.50
motherf☆☆ker	3.54	1.36
died	3.48	1.43
holocaust	3.40	1.64
⋮	⋮	⋮
hawaii	1.06	0.24
arts	1.06	0.42
joy	1.04	0.20
relaxing	1.04	0.28
foundation	1.04	0.20
relax	1.04	0.20
piano	1.04	0.28
presence	1.00	0.00

Introduction

Measurement

Happiness

Some motivation

Measuring emotional  
content

Hedonometer

Analysis

Songs

Blogs

SOTU

Geography

Movement

Other Emotions

Panometrics

References



## Surprise:

## Fear:

word	avg	$\sigma$
war	4.20	1.02
tortured	4.18	1.39
death	4.18	1.21
killer	4.11	1.37
murdered	4.06	1.10
jail	3.90	1.08
:	:	:
banana	1.08	0.34
right	1.08	0.34
properties	1.08	0.27
cute	1.06	0.24
topic	1.06	0.24
active	1.06	0.24
wonderful	1.06	0.31
dear	1.06	0.31
bath	1.02	0.14

word	avg	$\sigma$
motherf☆☆ker	3.93	1.35
murdered	3.66	1.37
bombing	3.52	1.49
death	3.50	1.51
fatal	3.50	1.43
lottery	3.46	1.54
torture	3.42	1.54
slap	3.41	1.49
died	3.38	1.47
earthquake	3.32	1.54
:	:	:
flag	1.30	0.67
doors	1.30	0.64
b/c	1.28	0.75
stuart	1.26	0.63
pro	1.24	0.59
beans	1.24	0.59
johnson	1.18	0.65

Introduction

Measurement

Happiness

Some motivation

Measuring emotional  
content

Hedonometer

Analysis

Songs

Blogs

SOTU

Geography

Movement

Other Emotions

Panometrics

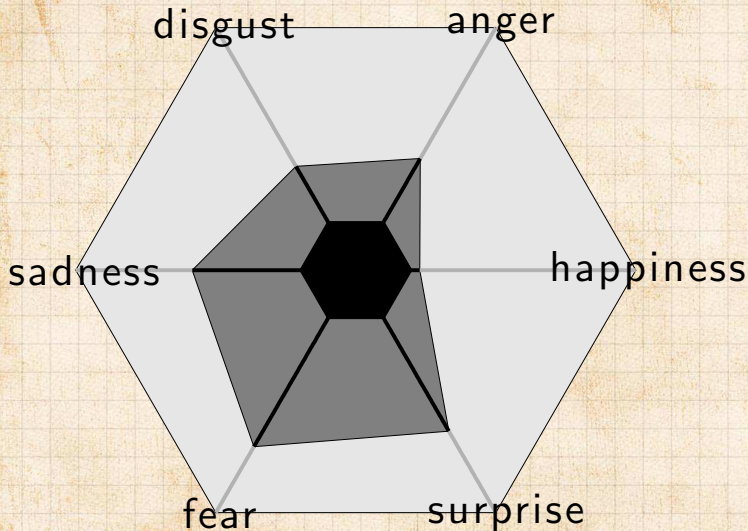
References



# earthquake:

COcoNuTS  
@networksvox

Happiness



Introduction

Measurement

Happiness

Some motivation

Measuring emotional  
content

Hedonometer

Analysis

Songs

Blogs

SOTU

Geography

Movement

Other Emotions

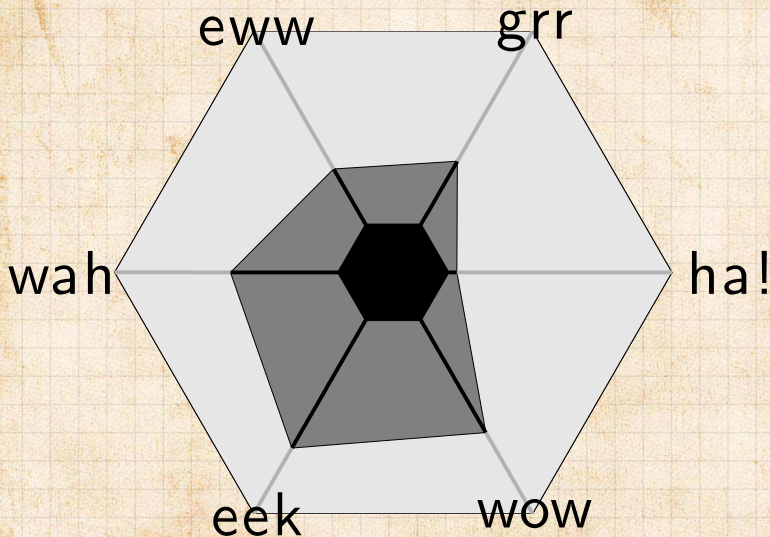
Panometrics

References



# earthquake:

COcoNuTS  
@networksvox  
Happiness



Introduction

Measurement

Happiness

Some motivation

Measuring emotional content

Hedonometer

Analysis

Songs

Blogs

SOTU

Geography

Movement

Other Emotions

Panometrics

References



# earthquake:

COcoNuTS  
@networksvox

Happiness

Introduction

Measurement

Happiness

Some motivation

Measuring emotional  
content

Hedonometer

Analysis

Songs

Blogs

SOTU

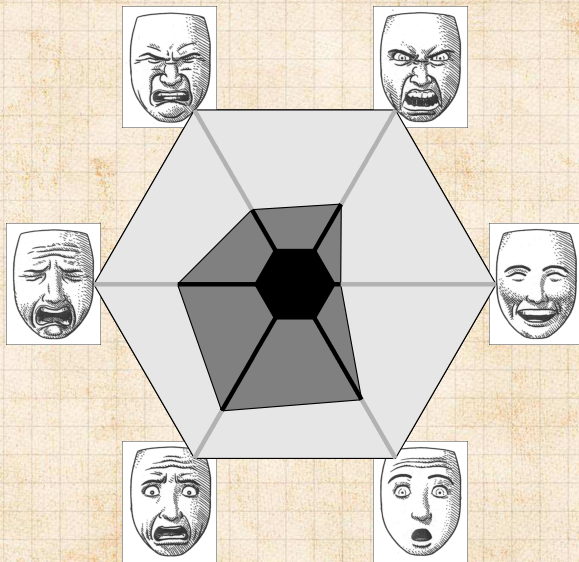
Geography

Movement

Other Emotions

Panometrics

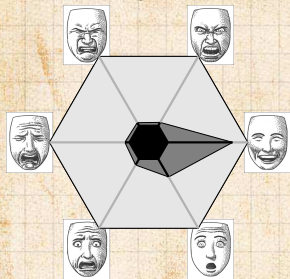
References



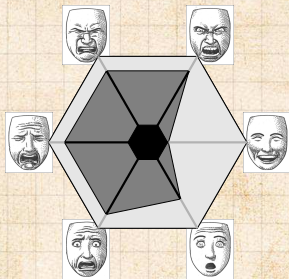
Images from Scott McCloud's "Making Comics." [28]



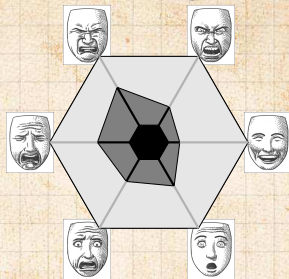
laughter:



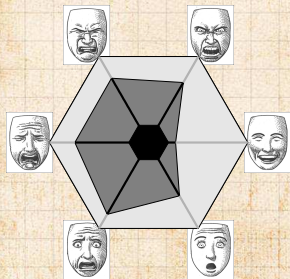
war:



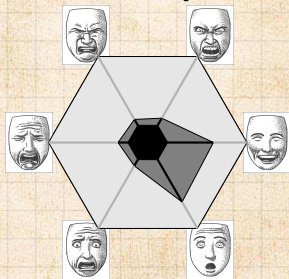
rotting:



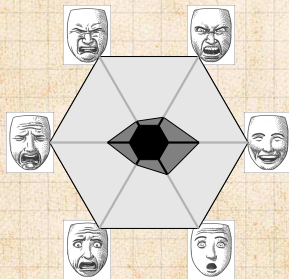
tortured:



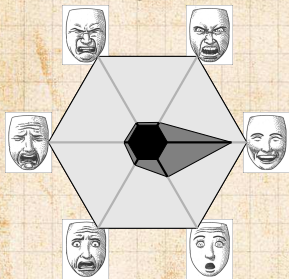
lottery:



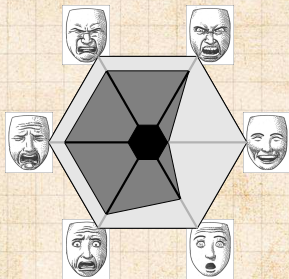
veterans:



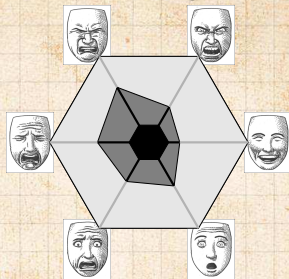
laughter:



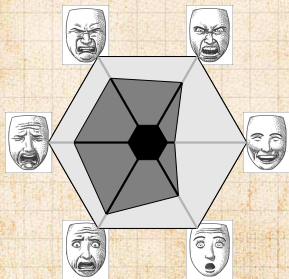
war:



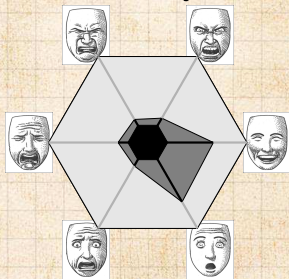
rotting:



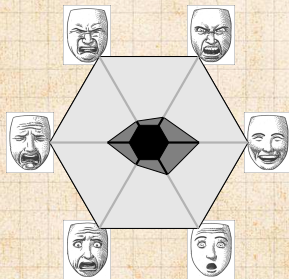
tortured:



lottery:



veterans:





# Panometer.org

Measuring everything

Coming soon



Some motivation

Measuring emotional content

Hedonometer

Analysis

Songs

Blogs

SOTU

Geography

Movement

Other Emotions



Word	$\rho$	$p$ -value
cafe	-0.509	$6.07 \times 10^{-14}$
sushi	-0.487	$9.93 \times 10^{-13}$
brewery	-0.469	$8.67 \times 10^{-12}$
restaurant	-0.448	$8.93 \times 10^{-11}$
bar	-0.435	$3.59 \times 10^{-10}$
banana	-0.434	$3.77 \times 10^{-10}$
apple	-0.408	$5.22 \times 10^{-9}$
fondue	-0.403	$8.34 \times 10^{-9}$
wine	-0.400	$1.08 \times 10^{-8}$
delicious	-0.392	$2.17 \times 10^{-8}$
dinner	-0.386	$3.85 \times 10^{-8}$
coffee	-0.384	$4.51 \times 10^{-8}$
bakery	-0.383	$5.12 \times 10^{-8}$
bean	-0.378	$7.88 \times 10^{-8}$
espresso	-0.377	$8.47 \times 10^{-8}$
cuisine	-0.376	$8.82 \times 10^{-8}$
foods	-0.374	$1.07 \times 10^{-7}$
tofu	-0.372	$1.27 \times 10^{-7}$
brunch	-0.368	$1.79 \times 10^{-7}$
veggie	-0.364	$2.46 \times 10^{-7}$
organic	-0.361	$3.13 \times 10^{-7}$
booze	-0.360	$3.34 \times 10^{-7}$
grill	-0.354	$5.4 \times 10^{-7}$
chocolate	-0.351	$6.77 \times 10^{-7}$
#vegan	-0.350	$7.47 \times 10^{-7}$

mcdonalds	0.246	$6.18 \times 10^{-4}$
eat	0.241	$8.22 \times 10^{-4}$
wings	0.222	$2.13 \times 10^{-3}$
hungry	0.210	$3.65 \times 10^{-3}$
heartburn	0.194	$7.37 \times 10^{-3}$
ham	0.177	$1.45 \times 10^{-2}$



# "The Lexicocalorimeter: Gauging public health through caloric input and output on social media"

Alajajian, Williams, Reagan, Alajajian, Frank, Mitchell, Lahne, Danforth, and Dodds. PLoS ONE, 12, e0168893, 2017. [1]

COCoNuTS  
@networksvox  
Happiness

Introduction  
Measurement

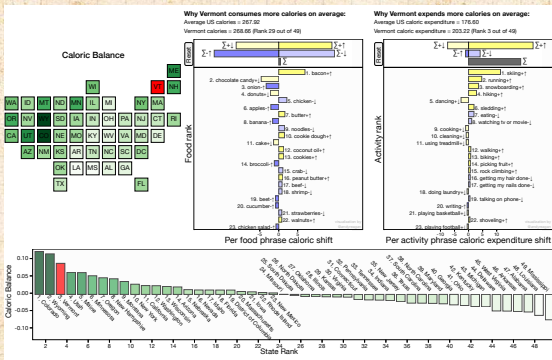
Happiness  
Some motivation  
Measuring emotional content

Hedonometer  
Analysis

Songs  
Blogs  
SOTU  
Geography  
Movement  
Other Emotions

Panometrics

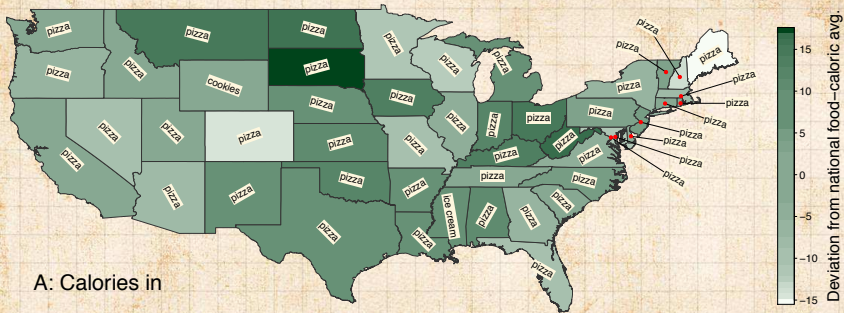
References



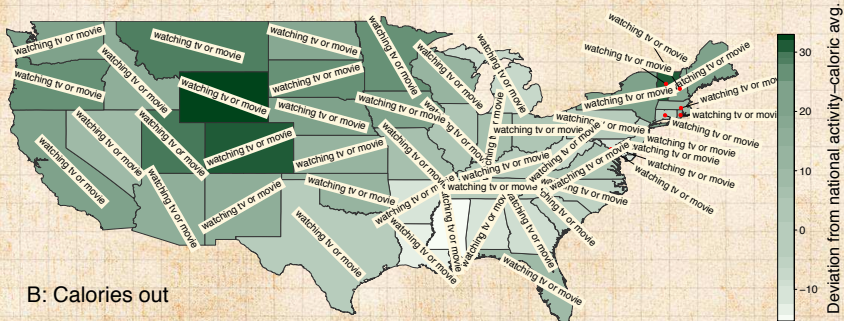
<http://panometer.org/instruments/lexicocalorimeter/>



# The Lexicocalorimeter:

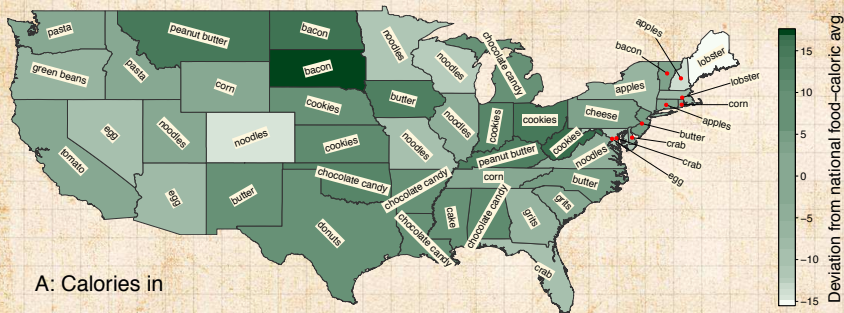


A: Calories in

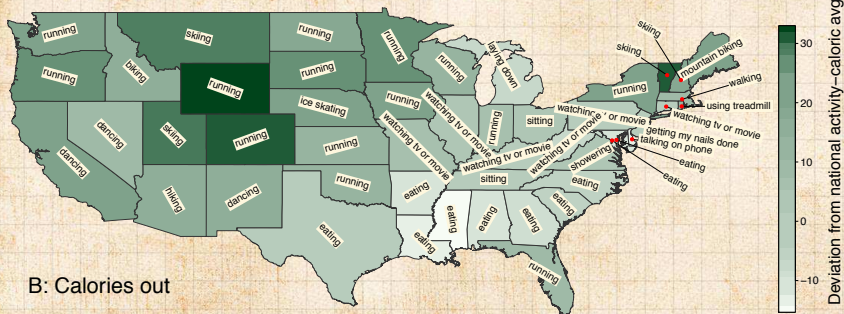


B: Calories out

# The Lexicocalorimeter:



A: Calories in

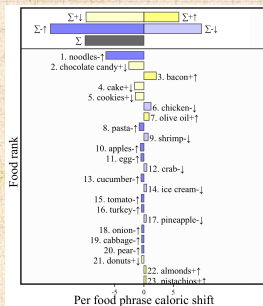


B: Calories out

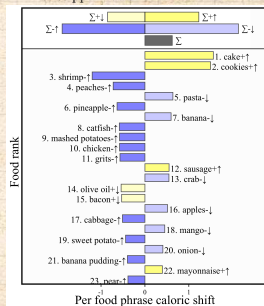
# The Lexicocalorimeter:



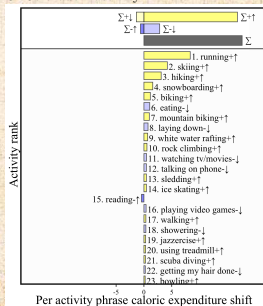
A. Colorado—food:



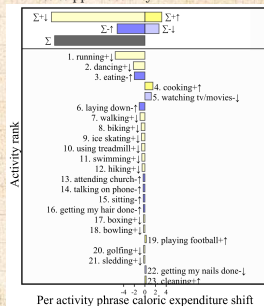
B. Mississippi—food:



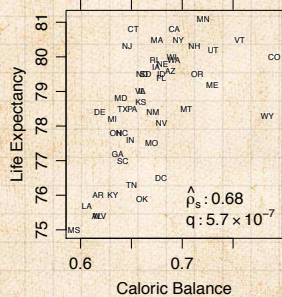
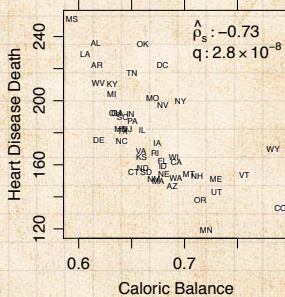
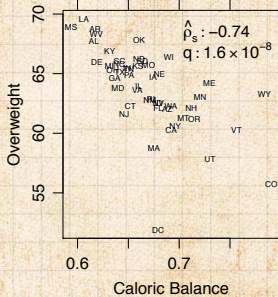

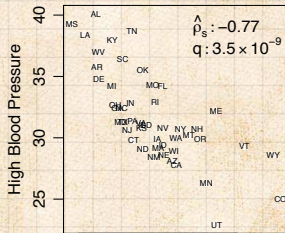
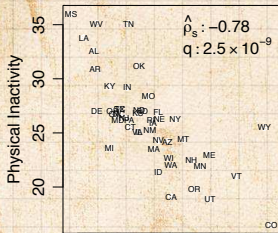
C. Colorado—activity:



D. Mississippi—activity:



# The Lexicocalorimeter:



# The Insomniometer:

COcoNuTS  
@networksvox

Happiness

Introduction

Measurement

Happiness

Some motivation

Measuring emotional  
content

Hedonometer

Analysis

Songs

Blogs

SOTU

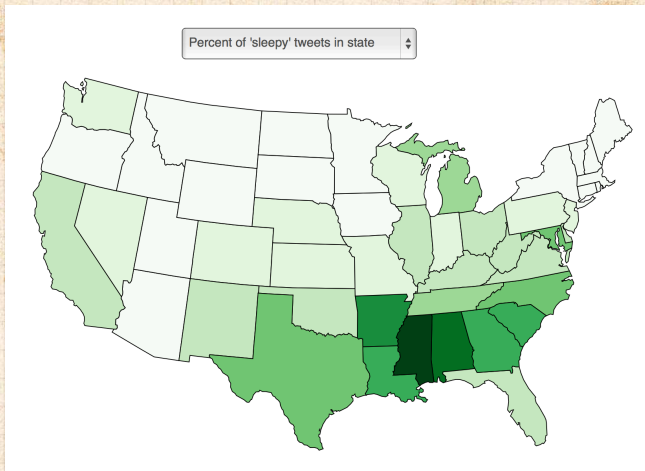
Geography

Movement

Other Emotions

Panometrics

References



Correlation with CDC's Sleep Insufficiency measure [↗](#):

$$r_s = .48, p = 5.3 \times 10^{-4}.$$



# The Hangoverometer:

COcoNuTS  
@networksvox

Happiness

Introduction

Measurement

Happiness

Some motivation

Measuring emotional  
content

Hedonometer

Analysis

Songs

Blogs

SOTU

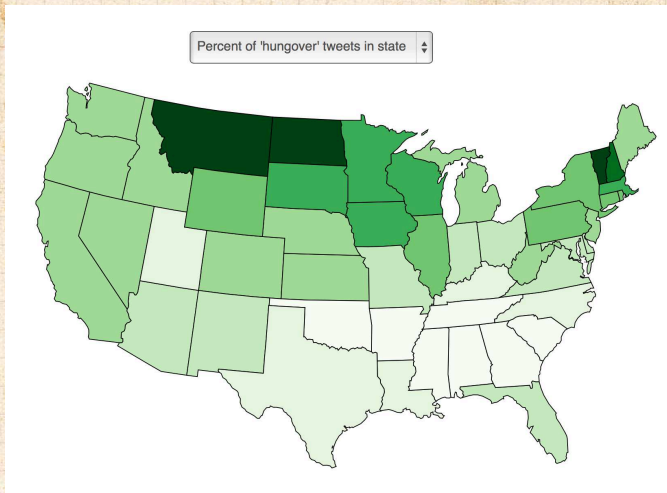
Geography

Movement

Other Emotions

Panometrics

References




Correlation with Binge drinking estimates:  $r_s = .72$ ,  
 $p = 5.8 \times 10^{-9}$ .






# References I

- [1] S. E. Alajajian, J. R. Williams, A. J. Reagan, S. C. Alajajian, M. R. Frank, L. Mitchell, J. Lahne, C. M. Danforth, and P. S. Dodds.  
The Lexicocalorimeter: Gauging public health through caloric input and output on social media.  
PLoS ONE, 12:e0168893, 2017.

arXiv version available at  
<http://arxiv.org/abs/1507.05098.pdf> 

- [2] C. A. Bliss, I. M. Kloumann, K. D. Harris, C. M. Danforth, and P. S. Dodds.

Twitter reciprocal reply networks exhibit assortativity with respect to happiness.  
Journal of Computational Science, 3:388–397, 2012. [pdf](#) 

Introduction

Measurement

Happiness

Some motivation

Measuring emotional content

Hedonometer

Analysis

Songs

Blogs

SOTU

Geography

Movement


Other Emotions

Panometrics

References



# References II

- [3] M. M. Bradley and P. J. Lang.  
Affective norms for english words (anew): Stimuli,  
instruction manual and affective ratings.  
Technical report c-1, University of Florida,  
Gainesville, FL, 1999.
- [4] H. Chang.  
Inventing temperature: Measurement and  
scientific progress.  
Oxford University Press, 2004.
- [5] E. M. Cody, A. J. Reagan, P. S. Dodds, and C. M.  
Danforth.  
Public opinion polling with Twitter, 2016.  
Available online at  
<https://arxiv.org/abs/1608.02024>. pdf 

Introduction

Measurement

Happiness

Some motivation

Measuring emotional  
content

Hedonometer

Analysis

Songs

Blogs

SOTU

Geography

Movement

Other Emotions

Panometrics

References



# References III

COcoNuTS  
@networksvox

Happiness

- [6] T. Conner Christensen, L. Feldman Barrett, E. Bliss-Moreau, K. Lebo, and C. Kaschub. A practical guide to experience-sampling procedures. [Journal of Happiness Studies](#), 4:53–78, 2003.
- [7] M. Csikszentmihalyi. [Flow](#). Harper & Row, New York, 1990.
- [8] M. Csikszentmihalyi, R. Larson, and S. Prescott. The ecology of adolescent activity and experience. [Journal of Youth and Adolescence](#), 6:281–294, 1977.

Introduction

Measurement

Happiness

Some motivation

Measuring emotional content

Hedonometer

Analysis

Songs

Blogs

SOTU

Geography

Movement

Other Emotions

Panometrics

[References](#)



# References IV

- [9] E. Diener and M. Y. Chan.  
Happy people live longer: Subjective well-being contributes to health and longevity.  
[Applied Psychology: Health and Well-Being](#), 3:1-43, 2011. pdf ↗
- [10] P. S. Dodds and C. M. Danforth.  
Measuring the happiness of large-scale written expression: Songs, blogs, and presidents.  
[Journal of Happiness Studies](#), 11(4):441-456, 2009. pdf ↗
- [11] P. S. Dodds and C. M. Danforth.  
Measuring the happiness of large-scale written expression: songs, blogs, and presidents.  
[Journal of Happiness Studies](#), 2009.  
doi:10.1007/s10902-009-9150-9. pdf ↗

Introduction

Measurement

Happiness

Some motivation

Measuring emotional content

Hedonometer

Analysis

Songs

Blogs

SOTU

Geography

Movement

Other Emotions

Panometrics

References



# References V

- [12] P. S. Dodds, K. D. Harris, I. M. Kloumann, C. A. Bliss, and C. M. Danforth.  
Temporal patterns of happiness and information in a global social network: Hedonometrics and Twitter.

[PLoS ONE, 6:e26752, 2011. pdf](#)

- [13] R. A. Easterlin.  
Income and happiness: towards a unified theory.  
[The Economic Journal, 111:465–484, 2001. pdf](#)

- [14] R. A. Easterlin.  
Explaining happiness.  
[Proc. Natl. Acad. Sci., 100:11176–11183, 2003. pdf](#)

Introduction

Measurement

Happiness

Some motivation

Measuring emotional content

Hedonometer

Analysis

Songs

Blogs

SOTU

Geography

Movement

Other Emotions

Panometrics

References



# References VI

COcoNuTS  
@networksvox

Happiness

- [15] M. R. Frank, L. Mitchell, P. S. Dodds, and C. M. Danforth.

Happiness and the patterns of life: A study of geolocated Tweets.

[Nature Scientific Reports, 3:2625, 2013. pdf](#) 

- [16] H. Gunaratana.

Mindfulness in Plain English.

Wisdom Publications, Somerville, Massachusetts, 1992.

- [17] E. Hoffer.

The Passionate State of Mind: And Other Aphorisms.

Buccaneer Books, 1954.

Introduction

Measurement

Happiness

Some motivation

Measuring emotional content

Hedonometer

Analysis

Songs

Blogs

SOTU

Geography

Movement

Other Emotions

Panometrics

References



# References VII

COcoNuTS  
@networksvox

Happiness

Introduction

Measurement

Happiness

Some motivation

Measuring emotional  
content

Hedonometer

Analysis

Songs

Blogs

SOTU

Geography

Movement

Other Emotions


Panometrics

References

- [18] A. R. Jensen.  
Bias in mental testing.  
1980.
- [19] W. T. Jones.  
The Classical Mind.  
Harcourt, Brace, Jovanovich, New York, 1970.
- [20] D. Kahneman, A. B. Krueger, D. A. Schkade,  
N. Schwarz, and A. A. Stone.  
A survey method for characterizing daily life  
experience: The day reconstruction method.  
Science, 306(5702):1776–1780, 2004. pdf ↗



# References VIII

- [21] K. Kennedy Townsend.  
The Pursuit of Happiness: What the Founders meant—And didn't.  
The Atlantic, 2011.  
<http://www.theatlantic.com/business/archive/2011/06/the-pursuit-of-happiness-what-the-founders-meant-and-didnt/240708/>.
- [22] K. Kennedy Townsend.  
What makes life worthwhile? GDP won't tell you.  
The Atlantic, 2011.  
<http://www.theatlantic.com/business/archive/2011/06/what-makes-life-worthwhile-gdp-wont-tell-you/240343/>.
- [23] M. A. Killingsworth and D. T. Gilbert.  
A wondering mind is an unhappy mind.  
Science Magazine, 330:932, 2010. [pdf](#) 

COcoNuTS  
@networksvox

Happiness

Introduction

Measurement

Happiness

Some motivation  
Reasons for emotional  
content

Hedonometer

Analysis

Songs

Blogs

SOTU

Geography

Movement

Other Emotions

Panometrics

References





# References IX

- [24] I. M. Kloumann, C. M. Danforth, K. D. Harris, C. A. Bliss, and P. S. Dodds.  
Positivity of the English language.  
PLoS ONE, 7:e29484, 2012. pdf ↗
- [25] R. Layard.  
Happiness.  
The Penguin Press, London, 2005.
- [26] S. Lyubomirsky.  
The How of Happiness.  
The Penguin Press, New York, 2007.
- [27] C. Martinelli and S. W. Parker.  
Deception and misreporting in a social program.  
forthcoming in Journal of the European Economic Association, 2007. pdf ↗



# References X


- [28] S. McCloud.  
Making Comics.  
William Morrow, 2006.
- [29] G. Miller.  
Social Scientists wade into the Tweet stream.  
Science Magazine, 333:1814–1815, 2011. pdf ↗
- [30] L. Mitchell, M. R. Frank, K. D. Harris, P. S. Dodds,  
and C. M. Danforth.  
The geography of happiness: Connecting Twitter  
sentiment and expression, demographics, and  
objective characteristics of place.  
PLoS ONE, 8:e64417, 2013. pdf ↗
- [31] C. Osgood, G. Suci, and P. Tannenbaum.  
The Measurement of Meaning.  
University of Illinois, Urbana, IL, 1957.



# References XI

COcoNuTS  
@networksvox

Happiness

[32] A. J. Reagan, B. F. Tivnan, J. R. Williams, C. M. Danforth, and P. S. Dodds.  
Sentiment analysis methods for understanding large-scale texts: A case for using continuum-scored words and word shift graphs. [EPJ Data Science](#), 6, 2017. [pdf](#) 

[33] E. Sandhaus.  
The New York Times Annotated Corpus. [Linguistic Data Consortium](#), Philadelphia, 2008.

[34] D. Sobel.  
Longitude: The True Story of a Lone Genius Who Solved the Greatest Scientific Problem of His Time.  
[Bloomsbury Publishing](#), US.

Introduction

Measurement

Happiness

Some motivation

Measuring emotional content

Hedonometer

Analysis

Songs

Blogs

SOTU

Geography

Movement

Other Emotions

Panometrics

References

