

Contagion

Last updated: 2018/03/23, 20:59:06

Complex Networks | @networksvox
CSYS/MATH 303, Spring, 2018

Prof. Peter Dodds | @peterdodds

Dept. of Mathematics & Statistics | Vermont Complex Systems Center
Vermont Advanced Computing Core | University of Vermont



Basic Contagion Models

Global spreading condition

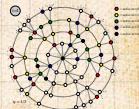
Social Contagion Models

Network version
All-to-all networks

Theory

Spreading possibility
Spreading probability
Physical explanation
Final size

References



Licensed under the *Creative Commons Attribution-NonCommercial-ShareAlike 3.0 License*.



These slides are brought to you by:

COcoNuTS

Sealie & Lambie
Productions



Basic Contagion
Models

Global spreading
condition

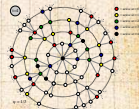
Social Contagion
Models

Network version
All-to-all networks

Theory

Spreading possibility
Spreading probability
Physical explanation
Final size


References



These slides are also brought to you by:

COcoNuTS

Special Guest Executive Producer



Basic Contagion Models

Global spreading condition

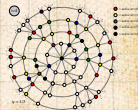
Social Contagion Models



Network version
All-to-all networks

Theory

Spreading possibility
Spreading probability
Physical explanation
Final size

References



 On Instagram at [pratchett_the_cat](https://www.instagram.com/pratchett_the_cat) 



Outline

Basic Contagion Models

Global spreading condition

Social Contagion Models

Network version

All-to-all networks

Theory

Spreading possibility

Spreading probability

Physical explanation

Final size

References

COcoNuTS

Basic Contagion
Models

Global spreading
condition

Social Contagion
Models

Network version

All-to-all networks

Theory

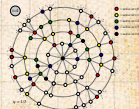
Spreading possibility

Spreading probability

Physical explanation

Final size

References



Contagion models

Some large questions concerning network contagion:

1. For a given spreading mechanism on a given network, what's the **probability** that there will be **global spreading**?
2. If spreading does take off, how far will it go?
3. How do the **details** of the **network** affect the outcome?
4. How do the **details** of the **spreading mechanism** affect the outcome?
5. What if the **seed** is one or many nodes?



Next up: We'll look at some fundamental kinds of spreading on generalized random networks.

Basic Contagion Models

Global spreading condition

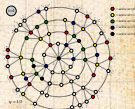
Social Contagion Models

Network version
All-to-all networks

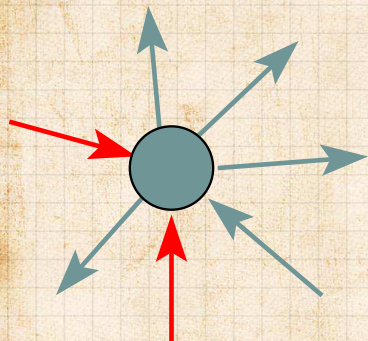
Theory

Spreading possibility
Spreading probability
Physical explanation
Final size

References



Spreading mechanisms



■ uninfected
■ infected



General spreading mechanism:

State of node i depends on history of i and i 's neighbors' states.



Doses of entity may be stochastic and history-dependent.



May have **multiple, interacting entities** spreading at once.

Basic Contagion Models

Global spreading condition

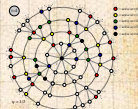
Social Contagion Models

Network version
All-to-all networks

Theory

Spreading possibility
Spreading probability
Physical explanation
Final size

References

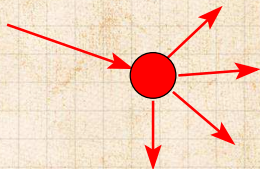


Spreading on Random Networks

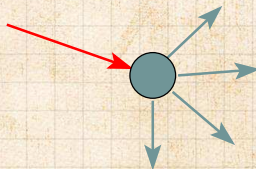
For random networks, we know local structure is pure branching.

Successful spreading is \therefore contingent on **single edges** infecting nodes.

Success



Failure:



Focus on **binary** case with edges and nodes either infected or not.

First big question: for a given network and contagion process, can global spreading from a single seed occur?

Basic Contagion Models

Global spreading condition

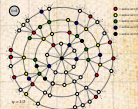
Social Contagion Models

Network version
All-to-all networks

Theory

Spreading possibility
Spreading probability
Physical explanation
Final size

References



Global spreading condition



We need to find: [5]

R = the average # of infected edges that one random infected edge brings about.



Call **R** the **gain ratio**.



Define B_{k1} as the probability that a node of degree k is infected by a single infected edge.



$$\mathbf{R} = \sum_{k=0}^{\infty} \frac{kP_k}{\langle k \rangle} \cdot \underbrace{(k-1)}_{\substack{\# \text{ outgoing} \\ \text{infected} \\ \text{edges}}} \cdot \underbrace{B_{k1}}_{\substack{\text{Prob. of} \\ \text{infection}}} + \sum_{k=0}^{\infty} \frac{\widehat{kP_k}}{\langle k \rangle} \cdot \underbrace{0}_{\substack{\# \text{ outgoing} \\ \text{infected} \\ \text{edges}}} \cdot \underbrace{(1 - B_{k1})}_{\substack{\text{Prob. of} \\ \text{no infection}}}$$

Basic Contagion Models

Global spreading condition

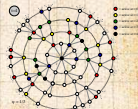
Social Contagion Models

Network version
All-to-all networks


Theory

Spreading possibility
Spreading probability
Physical explanation
Final size

References




Global spreading condition

 Our global spreading condition is then:

$$\mathbf{R} = \sum_{k=0}^{\infty} \frac{kP_k}{\langle k \rangle} \bullet (k-1) \bullet B_{k1} > 1.$$

 **Case 1:** If $B_{k1} = 1$ then

$$\mathbf{R} = \sum_{k=0}^{\infty} \frac{kP_k}{\langle k \rangle} \bullet (k-1) = \frac{\langle k(k-1) \rangle}{\langle k \rangle} > 1.$$

 **Good:** This is just our giant component condition again.

Basic Contagion Models

Global spreading condition

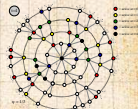
Social Contagion Models

Network version
All-to-all networks


Theory

Spreading possibility
Spreading probability
Physical explanation
Final size

References






Global spreading condition


 **Case 2:** If $B_{k1} = \beta < 1$ then

$$\mathbf{R} = \sum_{k=0}^{\infty} \frac{kP_k}{\langle k \rangle} \bullet (k-1) \bullet \beta > 1.$$


 A fraction $(1-\beta)$ of edges do not transmit infection.


 Analogous phase transition to giant component case but **critical value** of $\langle k \rangle$ is **increased**.

 Aka bond percolation .

 Resulting degree distribution \tilde{P}_k :

$$\tilde{P}_k = \beta^k \sum_{i=k}^{\infty} \binom{i}{k} (1-\beta)^{i-k} P_i.$$

Insert question from assignment 9 

 We can show $F_{\tilde{P}}(x) = F_P(\beta x + 1 - \beta)$.

Basic Contagion Models

Global spreading condition

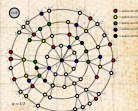
Social Contagion Models

Network version
All-to-all networks

Theory

Spreading possibility
Spreading probability
Physical explanation
Final size

References



Global spreading condition

- Cases 3, 4, 5, ...: Now allow B_{k1} to depend on k
- Asymmetry: Transmission along an edge depends on node's degree at other end.
- Possibility: B_{k1} increases with k ... unlikely.
- Possibility: B_{k1} is not monotonic in k ... unlikely.
- Possibility: B_{k1} decreases with k ... hmmm.
- $B_{k1} \searrow$ is a plausible representation of a simple kind of social contagion.
- The story:
More well connected people are harder to influence.

Basic Contagion Models

Global spreading condition

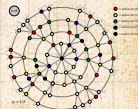
Social Contagion Models

Network version
All-to-all networks

Theory

Spreading possibility
Spreading probability
Physical explanation
Final size

References



Global spreading condition



Example: $B_{k1} = 1/k$.



$$\begin{aligned} \mathbf{R} &= \sum_{k=1}^{\infty} \frac{kP_k}{\langle k \rangle} \bullet (k-1) \bullet B_{k1} = \sum_{k=1}^{\infty} (k-1) \bullet \frac{kP_k}{\langle k \rangle} \bullet \frac{1}{k} \\ &= \sum_{k=1}^{\infty} \frac{P_k}{\langle k \rangle} \bullet (k-1) = 1 - \frac{1 - P_0}{\langle k \rangle} \end{aligned}$$



Since \mathbf{R} is always less than 1, no spreading can occur for this mechanism.



Decay of B_{k1} is too fast.



Result is independent of degree distribution.

Basic Contagion Models

Global spreading condition

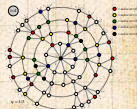
Social Contagion Models

Network version
All-to-all networks

Theory

Spreading possibility
Spreading probability
Physical explanation
Final size


References



Global spreading condition



Example: $B_{k1} = H\left(\frac{1}{k} - \phi\right)$

where $0 < \phi \leq 1$ is a **threshold** and H is the Heaviside function .



Infection only occurs for nodes with **low** degree.



Call these nodes **vulnerables**:
they flip when **only one** of their friends flips.



$$\mathbf{R} = \sum_{k=1}^{\infty} \frac{kP_k}{\langle k \rangle} \bullet (k-1) \bullet B_{k1} = \sum_{k=1}^{\infty} \frac{kP_k}{\langle k \rangle} \bullet (k-1) \bullet H\left(\frac{1}{k} - \phi\right)$$

$$= \sum_{k=1}^{\lfloor \frac{1}{\phi} \rfloor} (k-1) \bullet \frac{kP_k}{\langle k \rangle} \quad \text{where } \lfloor \cdot \rfloor \text{ means floor.}$$

Basic Contagion
Models

Global spreading
condition

Social Contagion
Models

Network version

All-to-all networks

Theory

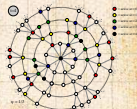
Spreading possibility

Spreading probability

Physical explanation

Final size

References



Global spreading condition

- The uniform threshold model global spreading condition:

$$R = \sum_{k=1}^{\lfloor \frac{1}{\phi} \rfloor} (k-1) \cdot \frac{kP_k}{\langle k \rangle} > 1.$$

- As $\phi \rightarrow 1$, all nodes become resilient and $r \rightarrow 0$.
- As $\phi \rightarrow 0$, all nodes become vulnerable and the contagion condition matches up with the giant component condition.
- Key:** If we fix ϕ and then vary $\langle k \rangle$, we may see **two** phase transitions.
- Added to our standard giant component transition, we will see a cut off in spreading as nodes become more connected.

Basic Contagion Models

Global spreading condition

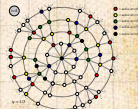
Social Contagion Models

Network version
All-to-all networks

Theory

Spreading possibility
Spreading probability
Physical explanation
Final size

References



Virtual contagion: Corrupted Blood, a 2005 virtual plague in World of Warcraft:

COCoNuTS

Basic Contagion Models

Global spreading condition

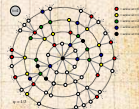
Social Contagion Models

Network version
All-to-all networks

Theory

Spreading possibility
Spreading probability
Physical explanation
Final size

References



Basic Contagion
Models

Global spreading
condition

Social Contagion
Models

Network version
All-to-all networks

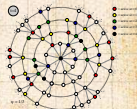
Theory

Spreading possibility
Spreading probability
Physical explanation
Final size

References

Some important models (recap from CSYS 300)

- 🧱 Tipping models—Schelling (1971) [11, 12, 13]
 - 🧱 Simulation on checker boards.
 - 🧱 Idea of thresholds.
- 🧱 Threshold models—Granovetter (1978) [8]
- 🧱 Herding models—Bikhchandani et al. (1992) [1, 2]
 - 🧱 Social learning theory, Informational cascades,...



Threshold model on a network

COCoNuTS

Original work:



"A simple model of global cascades on random networks" 

Duncan J. Watts,
Proc. Natl. Acad. Sci., **99**, 5766–5771,
2002. ^[15]

Basic Contagion Models

Global spreading condition


Social Contagion Models


Network version
All-to-all networks

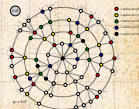
Theory

Spreading possibility
Spreading probability
Physical explanation
Final size

References

 Mean field Granovetter model → network model

 Individuals now have a limited view of the world



Threshold model on a network

- Interactions between individuals now represented by a network
- Network is **sparse**
- Individual i has k_i contacts
- Influence on each link is **reciprocal** and of **unit weight**
- Each individual i has a fixed threshold ϕ_i
- Individuals repeatedly poll contacts on network
- Synchronous, discrete time updating
- Individual i becomes active when number of active contacts $a_i \geq \phi_i k_i$
- Activation is permanent (SI)

Basic Contagion Models

Global spreading condition

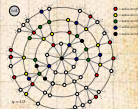
Social Contagion Models

Network version
All-to-all networks

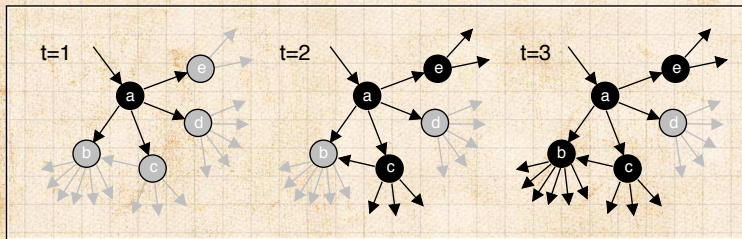
Theory


Spreading possibility
Spreading probability
Physical explanation
Final size

References



Threshold model on a network



 All nodes have threshold $\phi = 0.2$.

Basic Contagion Models

Global spreading condition

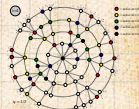
Social Contagion Models

Network version
All-to-all networks

Theory

- Spreading possibility
- Spreading probability
- Physical explanation
- Final size

References



The most gullible

Vulnerables:

☒ Recall definition: individuals who can be activated by just one contact being active are **vulnerables**.

☒ The vulnerability condition for node i : $1/k_i \geq \phi_i$.

☒ Means # contacts $k_i \leq \lfloor 1/\phi_i \rfloor$.

☒ **Key:** For global spreading events (cascades) on random networks, must have a *global component of vulnerables* ^[15]

☒ For a uniform threshold ϕ , our global spreading condition tells us when such a component exists:

$$\mathbf{R} = \sum_{k=1}^{\lfloor \frac{1}{\phi} \rfloor} \frac{k P_k}{\langle k \rangle} \bullet (k - 1) > 1.$$

Basic Contagion Models

Global spreading condition

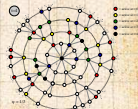
Social Contagion Models

Network version
All-to-all networks

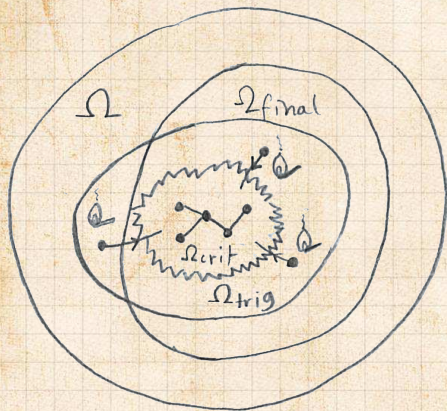
Theory


Spreading possibility
Spreading probability
Physical explanation
Final size


References





Example random network structure:



 Ω_{crit} = critical mass = global vulnerable component

 Ω_{trig} = triggering component

 Ω_{final} = potential extent of spread

 Ω = entire network

Basic Contagion Models

Global spreading condition

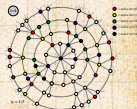
Social Contagion Models

Network version
All-to-all networks

Theory

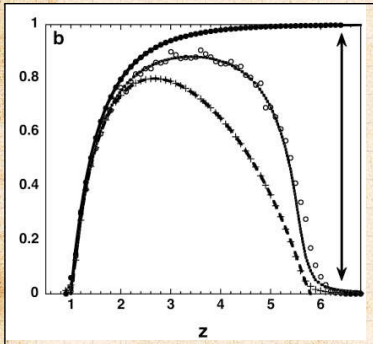
Spreading possibility
Spreading probability
Physical explanation
Final size


References





$$\Omega_{crit} \subset \Omega_{trig}; \Omega_{crit} \subset \Omega_{final}; \text{ and } \Omega_{trig}, \Omega_{final} \subset \Omega.$$

Global spreading events on random networks ^[15]





 **Top curve:** final fraction infected if successful.

 **Middle curve:** chance of starting a global spreading event (cascade).

 **Bottom curve:** fractional size of vulnerable subcomponent. ^[15]

$$z = \langle k \rangle$$

 Global spreading events occur only if size of vulnerable subcomponent > 0 .

 System is robust-yet-fragile just below upper boundary ^[3, 4, 14]

 'Ignorance' facilitates spreading.

Basic Contagion Models

Global spreading condition

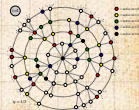
Social Contagion Models

Network version
All-to-all networks


Theory


Spreading possibility
Spreading probability
Physical explanation
Final size

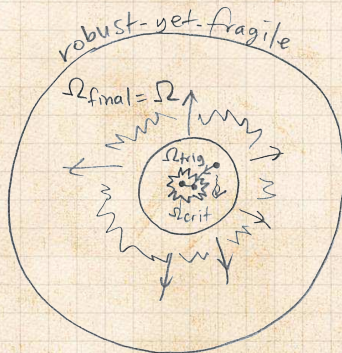
References




Cascades on random networks



 Above lower phase transition



 Just below upper phase transition

Basic Contagion Models

Global spreading condition

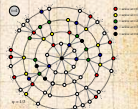
Social Contagion Models

Network version
All-to-all networks

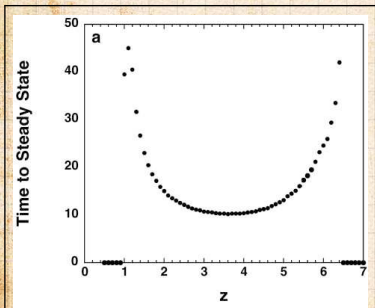
Theory

- Spreading possibility
- Spreading probability
- Physical explanation
- Final size

References



Cascades on random networks



Time taken for cascade to spread through network. ^[15]



Two phase transitions.

(n.b., $z = \langle k \rangle$)



Largest vulnerable component = **critical mass**.



Now have endogenous mechanism for spreading from an individual to the critical mass and then beyond.

Basic Contagion Models

Global spreading condition

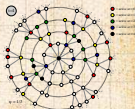
Social Contagion Models

Network version
All-to-all networks

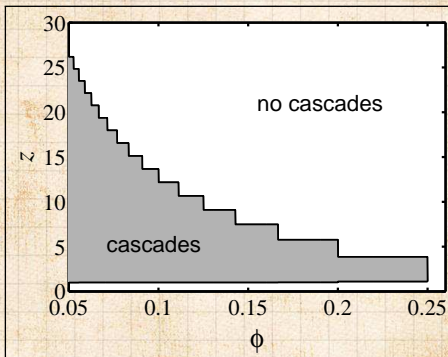
Theory

Spreading possibility
Spreading probability
Physical explanation
Final size


References



Cascade window for random networks



(n.b., $z = \langle k \rangle$)

 Outline of cascade window for random networks.

Basic Contagion Models

Global spreading condition

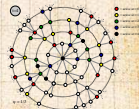
Social Contagion Models

Network version
All-to-all networks

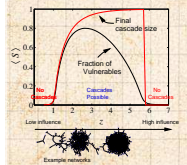
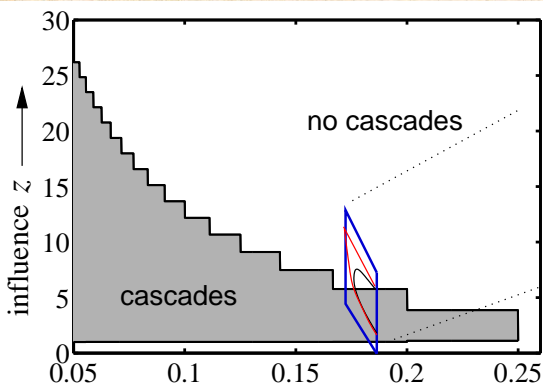
Theory

- Spreading possibility
- Spreading probability
- Physical explanation
- Final size

References



Cascade window for random networks



Basic Contagion Models

Global spreading condition

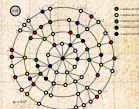
Social Contagion Models

Network version
All-to-all networks

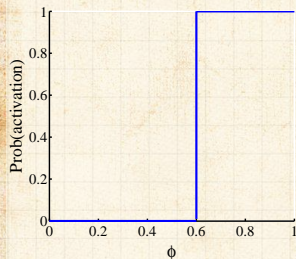
Theory


- Spreading possibility
- Spreading probability
- Physical explanation
- Final size


References





Granovetter's Threshold model—recap




 Assumes deterministic response functions

 ϕ_* = threshold of an individual.

 $f(\phi_*)$ = distribution of thresholds in a population.

 $F(\phi_*)$ = cumulative distribution = $\int_{\phi'_*=0}^{\phi_*} f(\phi'_*)d\phi'_*$

 ϕ_t = fraction of people 'rioting' at time step t .

Basic Contagion Models

Global spreading condition

Social Contagion Models

Network version

All-to-all networks

Theory

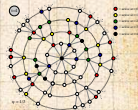
Spreading possibility

Spreading probability

Physical explanation

Final size

References



Basic Contagion
Models

Global spreading
condition

Social Contagion
Models

Network version

All-to-all networks

Theory


Spreading possibility

Spreading probability

Physical explanation


Final size

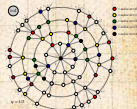
References

 At time $t + 1$, fraction rioting = fraction with
 $\phi_* \leq \phi_t$.



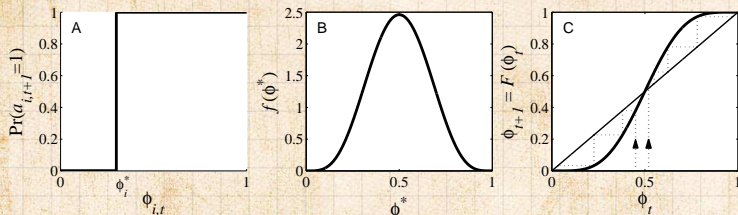
$$\phi_{t+1} = \int_0^{\phi_t} f(\phi_*) d\phi_* = F(\phi_*)|_0^{\phi_t} = F(\phi_t)$$

 \Rightarrow Iterative maps of the unit interval $[0, 1]$.



Social Sciences—Threshold models

Action based on perceived behavior of others.



- Two states: S and I
- Recover now possible (SIS)
- ϕ = fraction of contacts 'on' (e.g., rioting)
- Discrete time, synchronous update (strong assumption!)
- This is a **Critical mass model**

Basic Contagion Models

Global spreading condition

Social Contagion Models

Network version

All-to-all networks

Theory

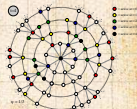
Spreading possibility

Spreading probability

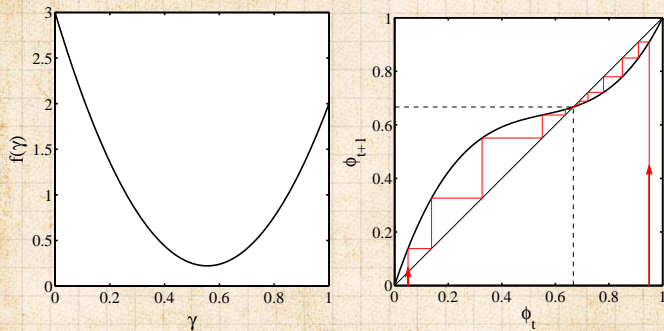
Physical explanation

Final size

References



Social Sciences—Threshold models



 Example of single stable state model

Basic Contagion Models

Global spreading condition

Social Contagion Models

Network version

All-to-all networks

Theory

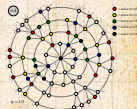
Spreading possibility

Spreading probability

Physical explanation

Final size




References



Implications for collective action theory:

1. Collective uniformity \nRightarrow individual uniformity
2. Small individual changes \Rightarrow large global changes

Next:

-  Connect mean-field model to network model.
-  Single seed for network model: $1/N \rightarrow 0$.
-  Comparison between network and mean-field model sensible for vanishing seed size for the latter.

Basic Contagion Models

Global spreading condition

Social Contagion Models

Network version

All-to-all networks

Theory

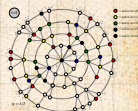
Spreading possibility

Spreading probability

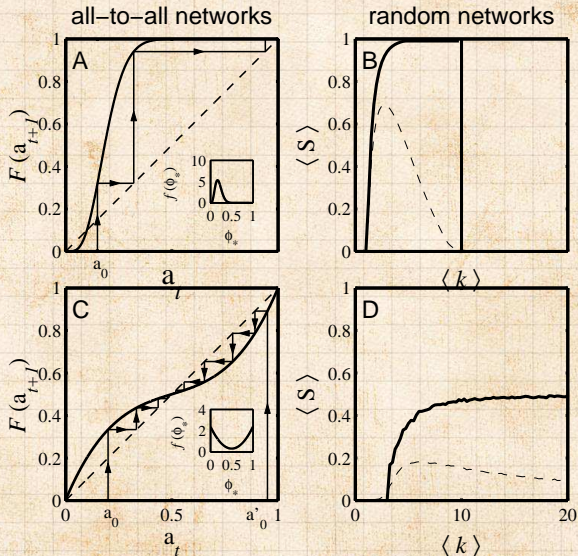
Physical explanation

Final size

References



All-to-all versus random networks



Basic Contagion Models

Global spreading condition

Social Contagion Models

Network version

All-to-all networks

Theory

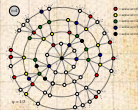
Spreading possibility

Spreading probability

Physical explanation

Final size

References



Spreadworthiness: Cat videos

Bowling with Ragdolls:

COcoNuTS

Basic Contagion
Models

Global spreading
condition

Social Contagion
Models

Network version

All-to-all networks

Theory

Spreading possibility


Spreading probability

Physical explanation

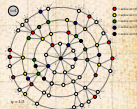
Final size

References

<https://www.youtube.com/watch?v=XX-g2nmqL9Q?rel=0>

 Organic extreme outlier?

 Success did not spread  to other videos.



Threshold contagion on random networks

Three key pieces to describe analytically:

1. The fractional size of the largest subcomponent of vulnerable nodes, S_{vuln} .
2. The chance of starting a global spreading event, $P_{\text{trig}} = S_{\text{trig}}$.
3. The expected final size of any successful spread, S .
 - ❏ n.b., the distribution of S is almost always bimodal.

Basic Contagion Models

Global spreading condition

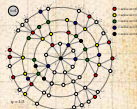
Social Contagion Models

Network version
All-to-all networks

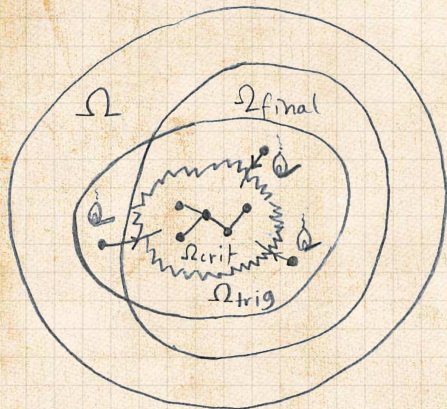
Theory


Spreading possibility
Spreading probability
Physical explanation
Final size


References





Example random network structure:




 $\Omega_{crit} = \Omega_{vuln} =$
 critical mass =
 global
 vulnerable
 component


 $\Omega_{trig} =$
 triggering
 component


 $\Omega_{final} =$
 potential
 extent of
 spread


 $\Omega =$ entire
 network

Basic Contagion Models

Global spreading condition

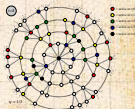
Social Contagion Models

Network version
All-to-all networks

Theory


Spreading possibility
Spreading probability
Physical explanation
Final size


References




$$\Omega_{crit} \subset \Omega_{trig}; \Omega_{crit} \subset \Omega_{final}; \text{ and } \Omega_{trig}, \Omega_{final} \subset \Omega.$$


Threshold contagion on random networks


 **First goal:** Find the largest component of vulnerable nodes.

 Recall that for finding the giant component's size, we had to solve:

$$F_{\pi}(x) = xF_P(F_{\rho}(x)) \quad \text{and} \quad F_{\rho}(x) = xF_R(F_{\rho}(x))$$

 We'll find a similar result for the subset of nodes that are vulnerable.

 This is a node-based percolation problem.

 For a general monotonic threshold distribution $f(\phi)$, a degree k node is vulnerable with probability

$$B_{k1} = \int_0^{1/k} f(\phi) d\phi.$$

Basic Contagion Models

Global spreading condition

Social Contagion Models

Network version

All-to-all networks

Theory

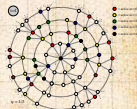
Spreading possibility

Spreading probability


Physical explanation

Final size


References




Threshold contagion on random networks

-  We now have a generating function for the probability that a randomly chosen node is vulnerable and has degree k :

$$F_P^{(\text{vuln})}(x) = \sum_{k=0}^{\infty} P_k B_{k1} x^k.$$

-  The generating function for friends-of-friends distribution is similar to before:

$$\begin{aligned} F_R^{(\text{vuln})}(x) &= \sum_{k=0}^{\infty} \frac{k P_k}{\langle k \rangle} B_{k1} x^{k-1} \\ &= \frac{\frac{d}{dx} F_P^{(\text{vuln})}(x)}{\frac{d}{dx} F_P(x)|_{x=1}} = \frac{\frac{d}{dx} F_P^{(\text{vuln})}(x)}{F_R(1)} \end{aligned}$$

-  Detail: We still have the underlying degree distribution involved in the denominator.

Basic Contagion Models

Global spreading condition

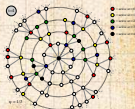
Social Contagion Models

Network version
All-to-all networks

Theory

Spreading possibility
Spreading probability
Physical explanation
Final size

References



Threshold contagion on random networks



Functional relations for component size g.f.'s are almost the same ...

$$F_{\pi}^{(\text{vuln})}(x) = \underbrace{1 - F_P^{(\text{vuln})}(1)}_{\substack{\text{central node} \\ \text{is not} \\ \text{vulnerable}}} + x F_P^{(\text{vuln})}(F_{\rho}^{(\text{vuln})}(x))$$

$$F_{\rho}^{(\text{vuln})}(x) = \underbrace{1 - F_R^{(\text{vuln})}(1)}_{\substack{\text{first node} \\ \text{is not} \\ \text{vulnerable}}} + x F_R^{(\text{vuln})}(F_{\rho}^{(\text{vuln})}(x))$$



Can now solve as before to find

$$S_{\text{vuln}} = 1 - F_{\pi}^{(\text{vuln})}(1).$$

Basic Contagion Models

Global spreading condition

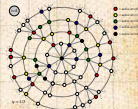
Social Contagion Models

Network version
All-to-all networks


Theory

Spreading possibility
Spreading probability
Physical explanation
Final size


References



Threshold contagion on random networks

 **Second goal:** Find probability of triggering largest vulnerable component.

 Assumption is **first node** is **randomly chosen**.

 **Same set up** as for vulnerable component except now we don't care if the initial node is vulnerable or not:

$$F_{\pi}^{(\text{trig})}(x) = xF_P \left(F_{\rho}^{(\text{vuln})}(x) \right)$$

$$F_{\rho}^{(\text{vuln})}(x) = 1 - F_R^{(\text{vuln})}(1) + xF_R^{(\text{vuln})} \left(F_{\rho}^{(\text{vuln})}(x) \right)$$

 Solve as before to find $P_{\text{trig}} = S_{\text{trig}} = 1 - F_{\pi}^{(\text{trig})}(1)$.

Basic Contagion Models

Global spreading condition

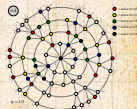
Social Contagion Models

Network version
All-to-all networks

Theory

Spreading possibility
Spreading probability
Physical explanation
Final size

References



Physical derivation of possibility and probability of global spreading:

❏ Possibility: binary indicator of phase. Global spreading events are either possible or can never happen.

❏ For random networks, global spreading possibility is understood as meaning a giant component of vulnerable nodes exists.

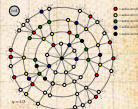
❏ Next: what's the probability that a randomly infected node will cause a global spreading event?

❏ Call this P_{trig} .


❏ As usual, it's all about edges and we need to first determine the probability that an infected edge leads to a global spreading event.


❏ Call this Q_{trig} .

❏ Later: Generalize to more complex networks involving assortativity of all kinds.



Probability an infected edge leads to a global spreading event:

 Q_{trig} must satisfy a one-step recursion relation.


 Follow an infected edge and use three pieces:

1. Probability of reaching a degree k node is

$$Q_k = \frac{kP_k}{\langle k \rangle}.$$

2. The node reached is vulnerable with probability B_{k1} .

3. At least one of the node's outgoing edges leads to a global spreading event = $1 - \text{probability no edges do so} = 1 - (1 - Q_{\text{trig}})^{k-1}$.

 Put everything together and solve for Q_{trig} :

$$Q_{\text{trig}} = \sum_k \frac{kP_k}{\langle k \rangle} \cdot B_{k1} \cdot [1 - (1 - Q_{\text{trig}})^{k-1}].$$

Basic Contagion Models

Global spreading condition

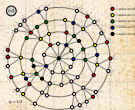
Social Contagion Models

Network version
All-to-all networks

Theory







Spreading possibility
Spreading probability
Physical explanation
Final size

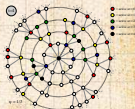
References



Good things about our equation for Q_{trig} :

$$Q_{\text{trig}} = \sum_k \frac{kP_k}{\langle k \rangle} \cdot B_{k1} \cdot [1 - (1 - Q_{\text{trig}})^{k-1}] = f(Q_{\text{trig}}; P_k, B_{k1})$$

-  $Q_{\text{trig}} = 0$ is always a solution.
-  Spreading occurs if a second solution exists for which $0 < Q_{\text{trig}} \leq 1$.
-  Given P_k and B_{k1} , we can use any kind of root finder to solve for Q_{trig} , but ...
-  The function f increases monotonically with Q_{trig} .
-  We can therefore use an iterative cobwebbing approach to find the solution:
$$Q_{\text{trig}}^{(n+1)} = f(Q_{\text{trig}}^{(n)}; P_k, B_{k1}).$$
-  Start with a suitably small seed $Q_{\text{trig}}^{(1)} > 0$ and iterate while rubbing hands together.



Global spreading is possible if the fractional size S_{vuln} of the largest component of vulnerables is “giant”.

Interpret S_{vuln} as the probability a randomly chosen node is vulnerable and that infecting it leads to a global spreading event:

$$S_{\text{vuln}} = \sum_k P_k \cdot B_{k1} \cdot [1 - (1 - Q_{\text{trig}})^k] > 0.$$

Amounts to having $Q_{\text{trig}} > 0$.

Probability of global spreading differs only in that we don't care if the initial seed is vulnerable or not:

$$P_{\text{trig}} = S_{\text{trig}} = \sum_k P_k \cdot [1 - (1 - Q_{\text{trig}})^k]$$

As for S_{vuln} , P_{trig} is non-zero when $Q_{\text{trig}} > 0$.

Basic Contagion Models

Global spreading condition

Social Contagion Models

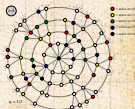
Network version
All-to-all networks

Theory

Spreading possibility
Spreading probability

Physical explanation
Final size

References



Connection to generating function results:

- 🧩 We found that $F_\rho^{(\text{vuln})}(1)$ —the probability that a random edge leads to a finite vulnerable component—satisfies

$$F_\rho^{(\text{vuln})}(1) = 1 - F_R^{(\text{vuln})}(1) + 1 \cdot F_R^{(\text{vuln})}(F_\rho^{(\text{vuln})}(1)).$$

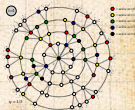
- 🧩 We set $F_\rho^{(\text{vuln})}(1) = 1 - Q_{\text{trig}}$ and deploy

$$F_R^{(\text{vuln})}(x) = \sum_{k=0}^{\infty} \frac{k P_k}{\langle k \rangle} B_{k1} x^{k-1} \text{ to find}$$

$$1 - Q_{\text{trig}} = 1 - \sum_{k=0}^{\infty} \frac{k P_k}{\langle k \rangle} B_{k1} + \sum_{k=0}^{\infty} \frac{k P_k}{\langle k \rangle} B_{k1} (1 - Q_{\text{trig}})^{k-1}.$$

- 🧩 Some breathless algebra it all matches:

$$Q_{\text{trig}} = \sum_{k=0}^{\infty} \frac{k P_k}{\langle k \rangle} \cdot B_{k1} \cdot \left[1 - (1 - Q_{\text{trig}})^{k-1} \right].$$



Fractional size of the largest vulnerable component:



The generating function approach gave

$S_{\text{vuln}} = 1 - F_{\pi}^{(\text{vuln})}(1)$ where

$$F_{\pi}^{(\text{vuln})}(1) = 1 - F_P^{(\text{vuln})}(1) + 1 \cdot F_P^{(\text{vuln})}(F_{\rho}^{(\text{vuln})}(1)).$$



Again using $F_{\rho}^{(\text{vuln})}(1) = 1 - Q_{\text{trig}}$ along with

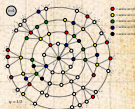
$F_P^{(\text{vuln})}(x) = \sum_{k=0}^{\infty} P_k B_{k1} x^k$, we have:

$$1 - S_{\text{vuln}} = 1 - \sum_{k=0}^{\infty} P_k B_{k1} + \sum_{k=0}^{\infty} P_k B_{k1} (1 - Q_{\text{trig}})^k.$$



Excited scabbling about gives us, as before:

$$S_{\text{vuln}} = \sum_{k=0}^{\infty} P_k B_{k1} \left[1 - (1 - Q_{\text{trig}})^k \right].$$



Triggering probability for single-seed global spreading events:

🧱 Slight adjustment to the vulnerable component calculation.

🧱 $S_{\text{trig}} = 1 - F_{\pi}^{(\text{trig})}(1)$ where

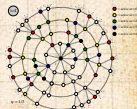
$$F_{\pi}^{(\text{trig})}(1) = 1 \cdot F_P \left(F_{\rho}^{(\text{vuln})}(1) \right).$$

🧱 We play these cards: $F_{\rho}^{(\text{vuln})}(1) = 1 - Q_{\text{trig}}$ and $F_P(x) = \sum_{k=0}^{\infty} P_k x^k$ to arrive at

$$1 - S_{\text{trig}} = 1 + \sum_{k=0}^{\infty} P_k \left(1 - Q_{\text{trig}} \right)^k.$$

🧱 More scruffing around brings happiness:

$$S_{\text{trig}} = \sum_{k=0}^{\infty} P_k \left[1 - \left(1 - Q_{\text{trig}} \right)^k \right].$$



Connection to simple gain ratio argument:

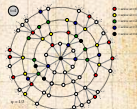
- Earlier, we showed the global spreading condition follows from the gain ratio $\mathbf{R} > 1$:

$$\mathbf{R} = \sum_{k=0}^{\infty} \frac{kP_k}{\langle k \rangle} \cdot (k-1) \cdot B_{k1} > 1.$$

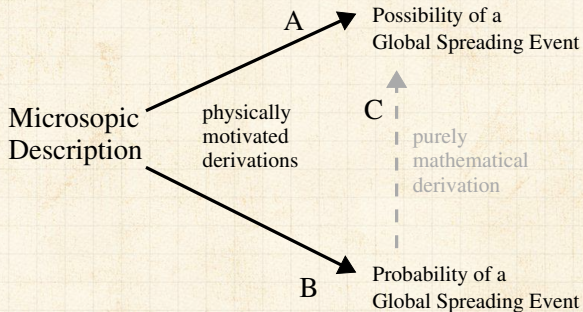
- We would very much like to see that $\mathbf{R} > 1$ matches up with $Q_{\text{trig}} > 0$.
- It really would be just so totally awesome.
- Must come from our basic edge triggering probability equation:

$$Q_{\text{trig}} = \sum_k \frac{kP_k}{\langle k \rangle} \cdot B_{k1} \cdot [1 - (1 - Q_{\text{trig}})^{k-1}].$$

- When does this equation have a solution $0 < Q_{\text{trig}} \leq 1$?
- We need to find out what happens as $Q_{\text{trig}} \rightarrow 0$. [9]



What we're doing:



Basic Contagion Models

Global spreading condition

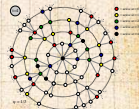
Social Contagion Models

Network version
All-to-all networks

Theory

Spreading possibility
Spreading probability
Physical explanation
Final size

References



For $Q_{\text{trig}} \rightarrow 0^+$, equation tends towards

$$Q_{\text{trig}} = \sum_k \frac{kP_k}{\langle k \rangle} \bullet B_{k1} \bullet [\lambda + (\lambda + (k-1)Q_{\text{trig}} + \dots)]$$

$$\Rightarrow Q_{\text{trig}} = \sum_k \frac{kP_k}{\langle k \rangle} \bullet B_{k1} \bullet (k-1)Q_{\text{trig}}$$

$$\Rightarrow 1 = \sum_k \frac{kP_k}{\langle k \rangle} \bullet (k-1) \bullet B_{k1}$$

Only defines the phase transition points (i.e., $\mathbf{R} = 1$).

Inequality?

Basic Contagion Models

Global spreading condition

Social Contagion Models

Network version

All-to-all networks

Theory

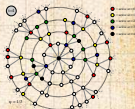
Spreading possibility


Spreading probability

Physical explanation

Final size

References





 Again take $Q_{\text{trig}} \rightarrow 0^+$, but keep next higher order term:


$$Q_{\text{trig}} = \sum_k \frac{kP_k}{\langle k \rangle} \bullet B_{k1} \bullet \left[\lambda + \left(\lambda + (k-1)Q_{\text{trig}} - \binom{k-1}{2} Q_{\text{trig}}^2 \right) \right]$$

$$\Rightarrow Q_{\text{trig}} = \sum_k \frac{kP_k}{\langle k \rangle} \bullet B_{k1} \bullet \left[(k-1)Q_{\text{trig}} - \binom{k-1}{2} Q_{\text{trig}}^2 \right]$$

$$\Rightarrow \sum_k \frac{kP_k}{\langle k \rangle} \bullet (k-1) \bullet B_{k1} = 1 + \sum_k \frac{kP_k}{\langle k \rangle} B_{k1} \binom{k-1}{2} Q_{\text{trig}}$$

 We have $Q_{\text{trig}} > 0$ if $\sum_k \frac{kP_k}{\langle k \rangle} \bullet (k-1) \bullet B_{k1} > 1$.

 Repeat: Above is a mathematical connection between two physically derived equations.

 From this connection, we don't know anything about a gain ratio \mathbf{R} or how to arrange the pieces.

Threshold contagion on random networks

- Third goal: Find expected fractional size of spread.
- Not obvious even for uniform threshold problem.
- Difficulty is in figuring out if and when nodes that need ≥ 2 hits switch on.
- Problem solved for infinite seed case by Gleeson and Cahalane:
"Seed size strongly affects cascades on random networks," Phys. Rev. E, 2007. [7]
- Developed further by Gleeson in "Cascades on correlated and modular random networks," Phys. Rev. E, 2008. [6]

Basic Contagion Models

Global spreading condition

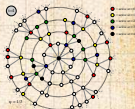
Social Contagion Models

Network version
All-to-all networks

Theory

Spreading possibility
Spreading probability
Physical explanation
Final size

References



Expected size of spread

Idea:

- ☰ Randomly turn on a fraction ϕ_0 of nodes at time $t = 0$
- ☰ Capitalize on local branching network structure of random networks (again)
- ☰ Now think about what must happen for a specific node i to become active at time t :
 - $t = 0$: i is one of the seeds (prob = ϕ_0)
 - $t = 1$: i was not a seed but enough of i 's friends switched on at time $t = 0$ so that i 's threshold is now exceeded.
 - $t = 2$: enough of i 's friends and friends-of-friends switched on at time $t = 0$ so that i 's threshold is now exceeded.
 - $t = n$: enough nodes within n hops of i switched on at $t = 0$ and their effects have propagated to reach i .

Basic Contagion Models

Global spreading condition

Social Contagion Models

Network version

All-to-all networks

Theory

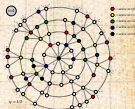
Spreading possibility

Spreading probability

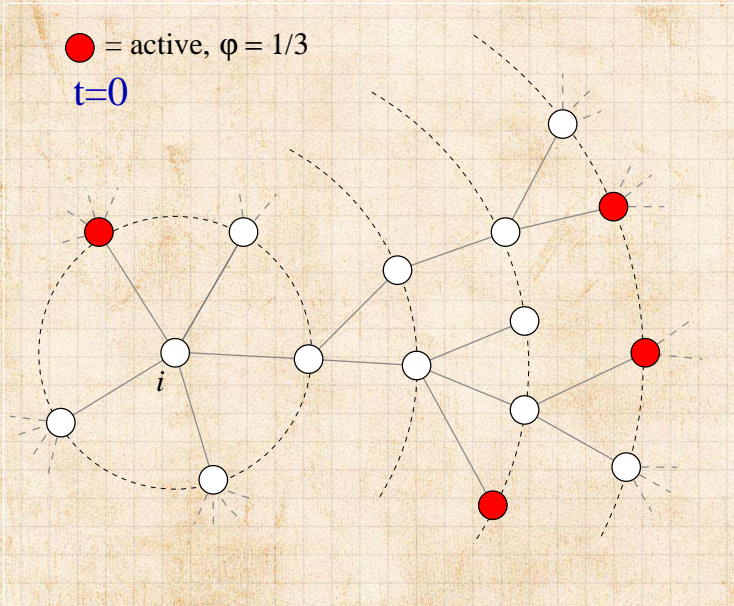
Physical explanation

Final size

References



Expected size of spread



Basic Contagion Models

Global spreading condition

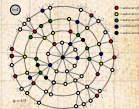
Social Contagion Models

Network version
All-to-all networks

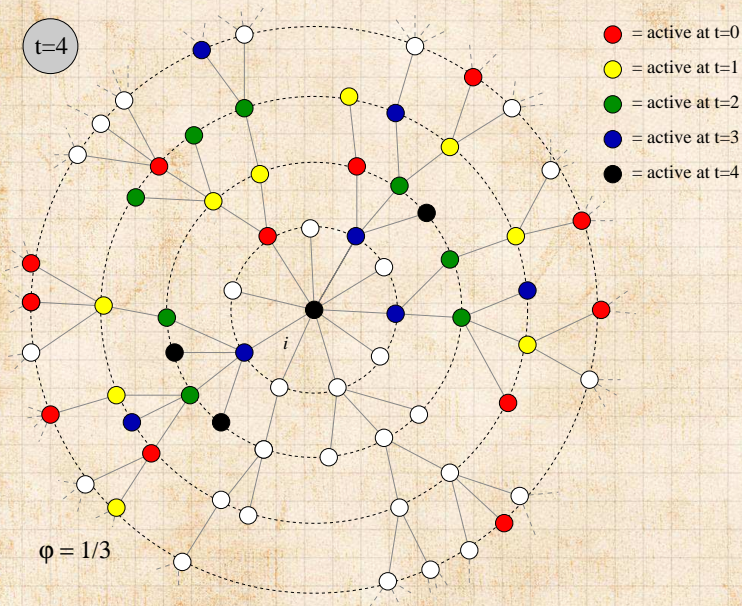
Theory

Spreading possibility
Spreading probability
Physical explanation
Final size

References



Expected size of spread



Basic Contagion Models

Global spreading condition

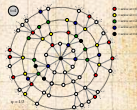
Social Contagion Models

Network version
All-to-all networks

Theory

Spreading possibility
Spreading probability
Physical explanation
Final size

References



Expected size of spread

Notes:

- Calculations presume nodes do not become inactive (strong restriction, liftable)
- Not just for threshold model—works for a wide range of contagion processes.
- We can analytically determine the entire time evolution, not just the final size.
- We can in fact determine $\Pr(\text{node of degree } k \text{ switches on at time } t)$.
- Even more, we can compute: $\Pr(\text{specific node } i \text{ switches on at time } t)$.
- Asynchronous updating can be handled too.

Basic Contagion Models

Global spreading condition

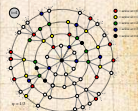
Social Contagion Models

Network version
All-to-all networks

Theory

Spreading possibility
Spreading probability
Physical explanation
Final size

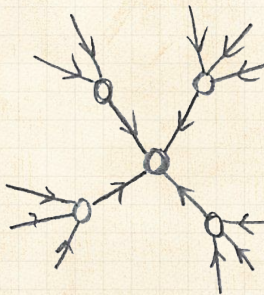
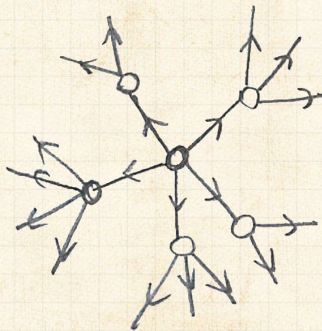
References



Expected size of spread

Pleasantness:

- ☰ Taking off from a single seed story is about **expansion** away from a node.
- ☰ Extent of spreading story is about **contraction** at a node.



Basic Contagion Models

Global spreading condition

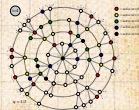
Social Contagion Models

Network version
All-to-all networks

Theory

Spreading possibility
Spreading probability
Physical explanation
Final size

References



Expected size of spread



Notation:

$\phi_{k,t} = \Pr$ (a degree k node is active at time t).



Notation: $B_{kj} = \Pr$ (a degree k node becomes active if j neighbors are active).



Our starting point: $\phi_{k,0} = \phi_0$.



$\binom{k}{j} \phi_0^j (1 - \phi_0)^{k-j} = \Pr$ (j of a degree k node's neighbors were seeded at time $t = 0$).



Probability a degree k node was a seed at $t = 0$ is ϕ_0 (as above).



Probability a degree k node was not a seed at $t = 0$ is $(1 - \phi_0)$.



Combining everything, we have:

$$\phi_{k,1} = \phi_0 + (1 - \phi_0) \sum_{j=0}^k \binom{k}{j} \phi_0^j (1 - \phi_0)^{k-j} B_{kj}.$$

Basic Contagion Models

Global spreading condition

Social Contagion Models

Network version

All-to-all networks

Theory

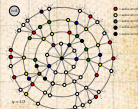
Spreading possibility

Spreading probability

Physical explanation

Final size

References



Expected size of spread

For general t , we need to know the probability an edge coming into a degree k node at time t is active.

Notation: call this probability θ_t .

We already know $\theta_0 = \phi_0$.

Story analogous to $t = 1$ case. For specific node i :

$$\phi_{i,t+1} = \phi_0 + (1 - \phi_0) \sum_{j=0}^{k_i} \binom{k_i}{j} \theta_t^j (1 - \theta_t)^{k_i - j} B_{k_i j}.$$

Average over all nodes with degree k to obtain expression for ϕ_{t+1} :

$$\phi_{t+1} = \phi_0 + (1 - \phi_0) \sum_{k=0}^{\infty} P_k \sum_{j=0}^k \binom{k}{j} \theta_t^j (1 - \theta_t)^{k-j} B_{k j}.$$

So we need to compute θ_t ... massive excitement...

Basic Contagion Models

Global spreading condition

Social Contagion Models

Network version

All-to-all networks

Theory

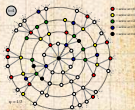
Spreading possibility

Spreading probability

Physical explanation


Final size

References





Expected size of spread


First connect θ_0 to θ_1 :


 $\theta_1 = \phi_0 +$

$$(1 - \phi_0) \sum_{k=1}^{\infty} \frac{k P_k}{\langle k \rangle} \sum_{j=0}^{k-1} \binom{k-1}{j} \theta_0^j (1 - \theta_0)^{k-1-j} B_{kj}$$

 $\frac{k P_k}{\langle k \rangle} = Q_k = \mathbf{Pr}$ (edge connects to a degree k node).

 $\sum_{j=0}^{k-1}$ piece gives \mathbf{Pr} (degree node k activates if j of its $k - 1$ incoming neighbors are active).

 ϕ_0 and $(1 - \phi_0)$ terms account for state of node at time $t = 0$.

 See this all generalizes to give θ_{t+1} in terms of $\theta_t \dots$

Basic Contagion Models

Global spreading condition

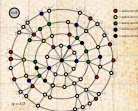
Social Contagion Models

Network version
All-to-all networks

Theory

Spreading possibility
Spreading probability
Physical explanation
Final size

References



Expected size of spread

Two pieces: edges first, and then nodes

$$1. \theta_{t+1} = \underbrace{\phi_0}_{\text{exogenous}}$$

$$+(1 - \phi_0) \underbrace{\sum_{k=1}^{\infty} \frac{k P_k}{\langle k \rangle} \sum_{j=0}^{k-1} \binom{k-1}{j} \theta_t^j (1 - \theta_t)^{k-1-j} B_{kj}}_{\text{social effects}}$$

with $\theta_0 = \phi_0$.

$$2. \phi_{t+1} =$$

$$\underbrace{\phi_0}_{\text{exogenous}} + (1 - \phi_0) \underbrace{\sum_{k=0}^{\infty} P_k \sum_{j=0}^k \binom{k}{j} \theta_t^j (1 - \theta_t)^{k-j} B_{kj}}_{\text{social effects}}$$

Basic Contagion Models

Global spreading condition

Social Contagion Models

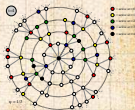
Network version
All-to-all networks

Theory

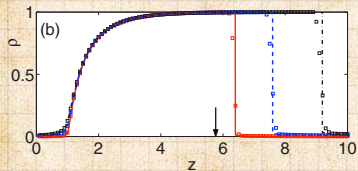
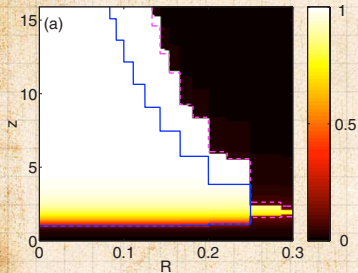
Spreading possibility
Spreading probability
Physical explanation

Final size

References



Comparison between theory and simulations



Pure random networks with simple threshold responses



$R =$ uniform threshold (our ϕ_*); $z =$ average degree; $\rho = \phi$; $q = \theta$; $N = 10^5$.



$\phi_0 = 10^{-3}$, 0.5×10^{-2} , and 10^{-2} .



Cascade window is for $\phi_0 = 10^{-2}$ case.



Sensible expansion of cascade window as ϕ_0 increases.

Basic Contagion Models

Global spreading condition

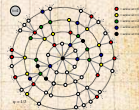
Social Contagion Models

Network version
All-to-all networks

Theory

Spreading possibility
Spreading probability
Physical explanation
Final size

References



From Gleeson and Cahalane [7]

Notes:

- Retrieve cascade condition for spreading from a single seed in limit $\phi_0 \rightarrow 0$.
- Depends on map $\theta_{t+1} = G(\theta_t; \phi_0)$.
- First: if self-starters are present, some activation is assured:

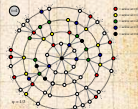
$$G(0; \phi_0) = \sum_{k=1}^{\infty} \frac{kP_k}{\langle k \rangle} \bullet B_{k0} > 0.$$

meaning $B_{k0} > 0$ for at least one value of $k \geq 1$.

- If $\theta = 0$ is a fixed point of G (i.e., $G(0; \phi_0) = 0$) then spreading occurs for a small seed if

$$G'(0; \phi_0) = \sum_{k=0}^{\infty} \frac{kP_k}{\langle k \rangle} \bullet (k-1) \bullet B_{k1} > 1.$$

[Insert question from assignment 10](#)



In words:

- 🧱 If $G(0; \phi_0) > 0$, spreading must occur because some nodes turn on for free.
- 🧱 If G has an **unstable fixed point** at $\theta = 0$, then cascades are also always possible.

Non-vanishing seed case:

- 🧱 Cascade condition is more complicated for $\phi_0 > 0$.
- 🧱 If G has a **stable fixed point** at $\theta = 0$, and an **unstable fixed point** for some $0 < \theta_* < 1$, then for $\theta_0 > \theta_*$, spreading takes off.
- 🧱 Tricky point: G depends on ϕ_0 , so as we change ϕ_0 , we also change G .

Basic Contagion Models

Global spreading condition

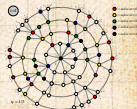
Social Contagion Models

Network version
All-to-all networks

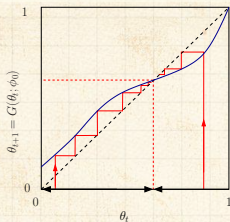
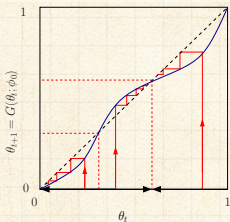
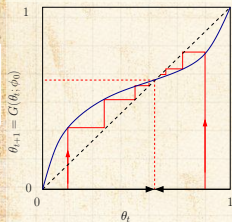
Theory

Spreading possibility
Spreading probability
Physical explanation
Final size

References



General fixed point story:



Given $\theta_0 (= \phi_0)$, θ_∞ will be the nearest stable fixed point, either above or below.

n.b., adjacent fixed points must have opposite stability types.

Important: Actual form of G depends on ϕ_0 .

Important: ϕ_t can only increase monotonically so ϕ_0 must shape G so that ϕ_0 is at or above an unstable fixed point.

First reason: $\phi_1 \geq \phi_0$.

Second: $G'(\theta; \phi_0) \geq 0, 0 \leq \theta \leq 1$.

Basic Contagion Models

Global spreading condition

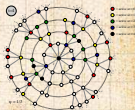
Social Contagion Models

Network version
All-to-all networks

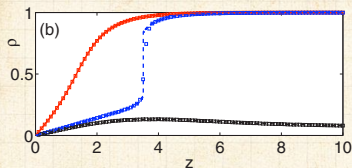
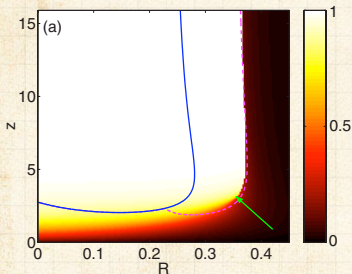
Theory

Spreading possibility
Spreading probability
Physical explanation
Final size

References



Interesting behavior:



Now allow thresholds to be distributed according to a Gaussian with mean R .



$R = 0.2, 0.362$, and $0.38; \sigma = 0.2$.



$\phi_0 = 0$ but some nodes have thresholds ≤ 0 so effectively $\phi_0 > 0$.



Now see a (nasty) discontinuous phase transition for low $\langle k \rangle$.

Basic Contagion Models

Global spreading condition

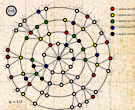
Social Contagion Models

Network version
All-to-all networks

Theory

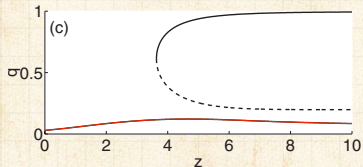
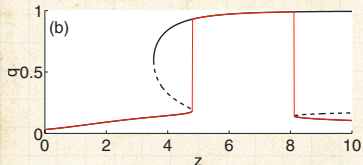
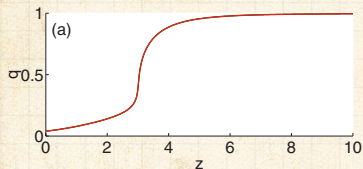
Spreading possibility
Spreading probability
Physical explanation
Final size

References



From Gleeson and Cahalane [7]

Interesting behavior:



Plots of stability points for $\theta_{t+1} = G(\theta_t; \phi_0)$.



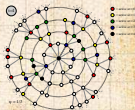
n.b.: 0 is not a fixed point here: $\theta_0 = 0$ always takes off.



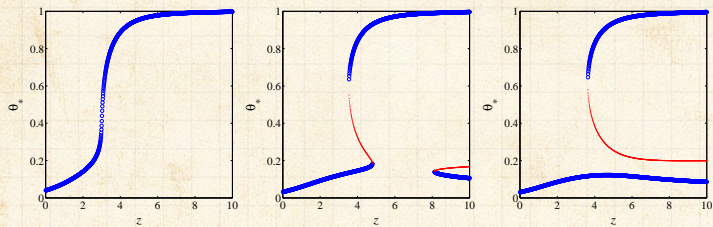
Top to bottom: $R = 0.35, 0.371, \text{ and } 0.375$.



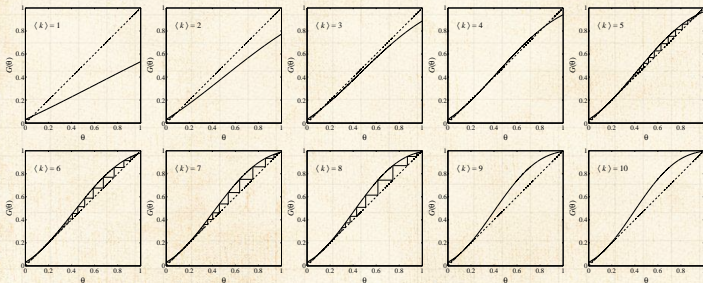
Saddle node bifurcations appear and merge (b and c).



What's happening:



Fixed points slip above and below the $\theta_{t+1} = \theta_t$ line:



Basic Contagion Models

Global spreading condition

Social Contagion Models

Network version

All-to-all networks

Theory

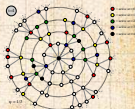
Spreading possibility

Spreading probability

Physical explanation

Final size

References



Synchronous update

- Done: Evolution of ϕ_t and θ_t given exactly by the maps we have derived.

Asynchronous updates

- Update nodes with probability α .
- As $\alpha \rightarrow 0$, updates become effectively independent.
- Now can talk about $\phi(t)$ and $\theta(t)$.

Basic Contagion Models

Global spreading condition

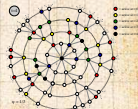
Social Contagion Models

Network version
All-to-all networks

Theory

Spreading possibility
Spreading probability
Physical explanation
Final size

References



- ☰ Solid dive into understanding contagion on generalized random networks.
- ☰ Threshold model leads to idea of vulnerables and a critical mass. [16, 8]
- ☰ Generating function approaches provided first breakthroughs and gave possibility and probability of spreading. [10, 16]
- ☰ Later: A probabilistic, physical method solved the whole story for a fractional seed—final size, dynamics, ... [7, 6]
- ☰ Much can be generalized for more realistic kinds of networks: degree-correlated, modular, bipartite, ...
- ☰ The single seed contagion condition and triggering probability can be fully developed using a physical story. [5, 9]
- ☰ Many connections to other kinds of models: Voter models, Ising models, ...

Basic Contagion Models

Global spreading condition

Social Contagion Models

Network version

All-to-all networks

Theory

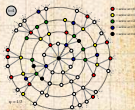
Spreading possibility

Spreading probability



Physical explanation

Final size

References



References I

- [1] S. Bikhchandani, D. Hirshleifer, and I. Welch.
A theory of fads, fashion, custom, and cultural
change as informational cascades.
[J. Polit. Econ.](#), 100:992–1026, 1992.
- [2] S. Bikhchandani, D. Hirshleifer, and I. Welch.
Learning from the behavior of others:
Conformity, fads, and informational cascades.
[J. Econ. Perspect.](#), 12(3):151–170, 1998. [pdf](#) 
- [3] J. M. Carlson and J. Doyle.
Highly optimized tolerance: A mechanism for
power laws in designed systems.
[Phys. Rev. E](#), 60(2):1412–1427, 1999. [pdf](#) 

Basic Contagion
Models

Global spreading
condition

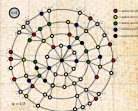
Social Contagion
Models




Network version
All-to-all networks

Theory

Spreading possibility
Spreading probability
Physical explanation
Final size

References



- [4] J. M. Carlson and J. Doyle.
Highly optimized tolerance: Robustness and design in complex systems.
[Phys. Rev. Lett., 84\(11\):2529–2532, 2000. pdf](#) 
- [5] P. S. Dodds, K. D. Harris, and J. L. Payne.
Direct, physically motivated derivation of the contagion condition for spreading processes on generalized random networks.
[Phys. Rev. E, 83:056122, 2011. pdf](#) 
- [6] J. P. Gleeson.
Cascades on correlated and modular random networks.
[Phys. Rev. E, 77:046117, 2008. pdf](#) 

Basic Contagion Models

Global spreading condition

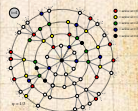
Social Contagion Models



Network version
All-to-all networks

Theory

Spreading possibility
Spreading probability
Physical explanation
Final size

References



- [7] J. P. Gleeson and D. J. Cahalane.
Seed size strongly affects cascades on random networks.
[Phys. Rev. E, 75:056103, 2007. pdf](#) 
- [8] M. Granovetter.
Threshold models of collective behavior.
[Am. J. Sociol., 83\(6\):1420–1443, 1978. pdf](#) 
- [9] K. D. Harris, J. L. Payne, and P. S. Dodds.
Direct, physically-motivated derivation of triggering probabilities for contagion processes acting on correlated random networks.
<http://arxiv.org/abs/1108.5398>, 2014.

Basic Contagion Models

Global spreading condition

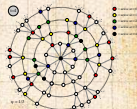
Social Contagion Models

Network version
All-to-all networks




Theory

Spreading possibility
Spreading probability
Physical explanation
Final size

References



References IV

- [10] M. E. J. Newman, S. H. Strogatz, and D. J. Watts.
Random graphs with arbitrary degree distributions and their applications.
[Phys. Rev. E, 64:026118, 2001. pdf](#) 
- [11] T. C. Schelling.
Dynamic models of segregation.
[J. Math. Sociol., 1:143-186, 1971. pdf](#) 
- [12] T. C. Schelling.
Hockey helmets, concealed weapons, and daylight saving: A study of binary choices with externalities.
[J. Conflict Resolut., 17:381-428, 1973. pdf](#) 
- [13] T. C. Schelling.
Micromotives and Macrobehavior.
Norton, New York, 1978.

Basic Contagion Models

Global spreading condition

Social Contagion Models

Network version

All-to-all networks

Theory

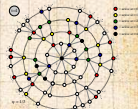
Spreading possibility



Spreading probability

Physical explanation

Final size

References



- [14] D. Sornette.
Critical Phenomena in Natural Sciences.
Springer-Verlag, Berlin, 1st edition, 2003.
- [15] D. J. Watts.
A simple model of global cascades on random networks.
Proc. Natl. Acad. Sci., 99(9):5766–5771, 2002.
[pdf](#) 
- [16] D. J. Watts, P. S. Dodds, and M. E. J. Newman.
Identity and search in social networks.
Science, 296:1302–1305, 2002. [pdf](#) 

Basic Contagion Models

Global spreading condition

Social Contagion Models

Network version
All-to-all networks

Theory

Spreading possibility
Spreading probability
Physical explanation
Final size

References

