

# Optimal Supply Networks III: Redistribution

Principles of Complex Systems | @pocsvox  
CSYS/MATH 300, Fall, 2017

Prof. Peter Dodds | @peterdodds

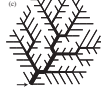
Dept. of Mathematics & Statistics | Vermont Complex Systems Center  
Vermont Advanced Computing Core | University of Vermont



Licensed under the Creative Commons Attribution-NonCommercial-ShareAlike 3.0 License.

PoCS | @pocsvox  
Optimal Supply  
Networks III

Distributed  
Sources  
Size-density law  
Cartograms  
A reasonable derivation  
Global redistribution  
Public versus Private  
References



1 of 48

## Outline

### Distributed Sources

- Size-density law
- Cartograms
- A reasonable derivation
- Global redistribution
- Public versus Private

### References

PoCS | @pocsvox  
Optimal Supply  
Networks III

Distributed  
Sources  
Size-density law  
Cartograms  
A reasonable derivation  
Global redistribution  
Public versus Private  
References



4 of 48

These slides are brought to you by:



PoCS | @pocsvox  
Optimal Supply  
Networks III

Distributed  
Sources  
Size-density law  
Cartograms  
A reasonable derivation  
Global redistribution  
Public versus Private  
References



2 of 48

## Many sources, many sinks

### How do we distribute sources?

- Focus on 2-d (results generalize to higher dimensions).
- Sources = hospitals, post offices, pubs, ...
- Key problem:** How do we cope with uneven population densities?
- Obvious: if density is uniform then sources are best distributed **uniformly**.
- Which lattice is optimal? The **hexagonal lattice**
- Q2:** Given population density is uneven, what do we do?
- We'll follow work by Stephan (1977, 1984) [4, 5], Gastner and Newman (2006) [2], Um *et al.* (2009) [6], and work cited by them.

PoCS | @pocsvox  
Optimal Supply  
Networks III

Distributed  
Sources  
Size-density law  
Cartograms  
A reasonable derivation  
Global redistribution  
Public versus Private  
References



5 of 48

These slides are also brought to you by:

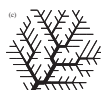
Special Guest Executive Producer: Pratchett




On Instagram at [pratchett\\_the\\_cat](https://www.instagram.com/pratchett_the_cat)

PoCS | @pocsvox  
Optimal Supply  
Networks III

Distributed  
Sources  
Size-density law  
Cartograms  
A reasonable derivation  
Global redistribution  
Public versus Private  
References



3 of 48



PoCS | @pocsvox  
Optimal Supply  
Networks III

Distributed  
Sources  
Size-density law  
Cartograms  
A reasonable derivation  
Global redistribution  
Public versus Private  
References



6 of 48

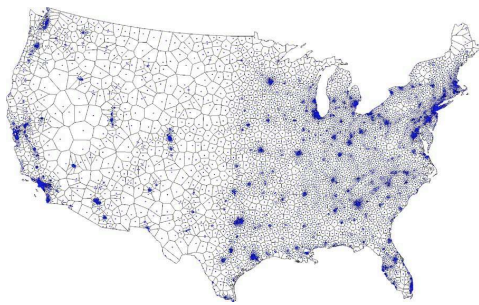
# Optimal source allocation

## Solidifying the basic problem

- Given a region with some population distribution  $\rho$ , most likely uneven.
- Given resources to build and maintain  $N$  facilities.
- Q: How do we locate these  $N$  facilities so as to **minimize the average distance** between an individual's residence and the nearest facility?

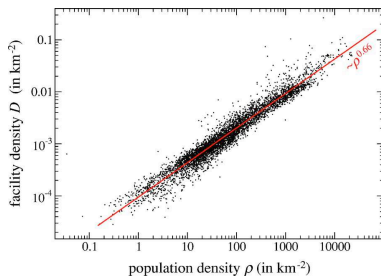


"Optimal design of spatial distribution networks"  
Gastner and Newman,  
Phys. Rev. E, **74**, 016117, 2006. [2]



- Approximately optimal location of 5000 facilities.
- Based on 2000 Census data.
- Simulated annealing + Voronoi tessellation.

# Optimal source allocation



- Optimal facility density  $\rho_{fac}$  vs. population density  $\rho_{pop}$ .
- Fit is  $\rho_{fac} \propto \rho_{pop}^{0.66}$  with  $r^2 = 0.94$ .
- Looking good for a 2/3 power ...

PoCS | @pocsvox  
Optimal Supply  
Networks III

Distributed  
Sources  
Size-density law  
Cartograms  
A reasonable derivation  
Global redistribution  
Public versus Private  
References



7 of 48

PoCS | @pocsvox  
Optimal Supply  
Networks III

Distributed  
Sources  
Size-density law  
Cartograms  
A reasonable derivation  
Global redistribution  
Public versus Private  
References



8 of 48

PoCS | @pocsvox  
Optimal Supply  
Networks III

Distributed  
Sources  
Size-density law  
Cartograms  
A reasonable derivation  
Global redistribution  
Public versus Private  
References



9 of 48

# Optimal source allocation

## Size-density law:

$$\rho_{fac} \propto \rho_{pop}^{2/3}$$

- Why?
- Again: Different story to branching networks where there was either one source or one sink.
- Now sources & sinks are distributed throughout region.

# Optimal source allocation



"Territorial Division: The Least-Time  
Constraint Behind the Formation of  
Subnational Boundaries"  
G. Edward Stephan,  
Science, **196**, 523-524, 1977. [4]

- We first examine Stephan's treatment (1977) [4, 5]
- Zipf-like approach: invokes **principle of minimal effort**.
- Also known as the Homer Simpson principle.

# Optimal source allocation

- Consider a region of area  $A$  and population  $P$  with a single functional center that everyone needs to access every day.
- Build up a general cost function based on time expended to **access and maintain center**.
- Write **average travel distance** to center as  $\bar{d}$  and assume **average speed of travel** is  $\bar{v}$ .
- Assume **isometry**: average travel distance  $\bar{d}$  will be on the length scale of the region which is  $\sim A^{1/2}$
- Average time expended per person in accessing facility is therefore

$$\bar{d}/\bar{v} = cA^{1/2}/\bar{v}$$

where  $c$  is an unimportant shape factor.

PoCS | @pocsvox  
Optimal Supply  
Networks III

Distributed  
Sources  
Size-density law  
Cartograms  
A reasonable derivation  
Global redistribution  
Public versus Private  
References



11 of 48

PoCS | @pocsvox  
Optimal Supply  
Networks III

Distributed  
Sources  
Size-density law  
Cartograms  
A reasonable derivation  
Global redistribution  
Public versus Private  
References



12 of 48

PoCS | @pocsvox  
Optimal Supply  
Networks III

Distributed  
Sources  
Size-density law  
Cartograms  
A reasonable derivation  
Global redistribution  
Public versus Private  
References



13 of 48

## Optimal source allocation

- Next assume facility requires regular maintenance (person-hours per day).
- Call this quantity  $\tau$ .
- If burden of maintenance is shared then average cost per person is  $\tau/P$  where  $P$  = population.
- Replace  $P$  by  $\rho_{\text{pop}}A$  where  $\rho_{\text{pop}}$  is density.
- Important assumption: uniform density.
- Total average time cost per person:

$$T = \bar{d}/\bar{v} + \tau/(\rho_{\text{pop}}A) = cA^{1/2}/\bar{v} + \tau/(\rho_{\text{pop}}A).$$

- Now Minimize with respect to  $A$  ...

PoCS | @pocsvox  
Optimal Supply Networks III

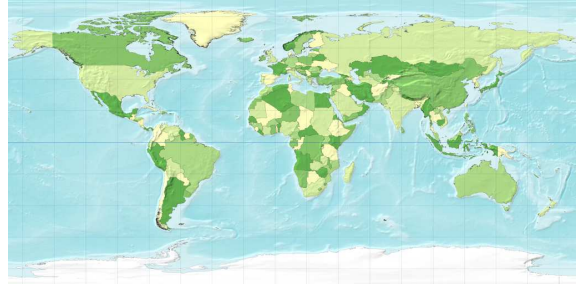
Distributed Sources  
Size-density law  
Cartograms  
A reasonable derivation  
Global redistribution  
Public versus Private  
References



14 of 48

## Cartograms

Standard world map:



PoCS | @pocsvox  
Optimal Supply Networks III

Distributed Sources  
Size-density law  
Cartograms  
A reasonable derivation  
Global redistribution  
Public versus Private  
References



18 of 48

## Optimal source allocation

- Differentiating ...

$$\begin{aligned} \frac{\partial T}{\partial A} &= \frac{\partial}{\partial A} (cA^{1/2}/\bar{v} + \tau/(\rho_{\text{pop}}A)) \\ &= \frac{c}{2\bar{v}A^{1/2}} - \frac{\tau}{\rho_{\text{pop}}A^2} = 0 \end{aligned}$$

- Rearrange:

$$A = \left( \frac{2\bar{v}\tau}{c\rho_{\text{pop}}} \right)^{2/3} \propto \rho_{\text{pop}}^{-2/3}$$

- # facilities per unit area  $\rho_{\text{fac}}$ :

$$\rho_{\text{fac}} \propto A^{-1} \propto \rho_{\text{pop}}^{2/3}$$

- Groovy ...

PoCS | @pocsvox  
Optimal Supply Networks III

Distributed Sources  
Size-density law  
Cartograms  
A reasonable derivation  
Global redistribution  
Public versus Private  
References



15 of 48

## Cartograms

Cartogram of countries 'rescaled' by population:



PoCS | @pocsvox  
Optimal Supply Networks III

Distributed Sources  
Size-density law  
Cartograms  
A reasonable derivation  
Global redistribution  
Public versus Private  
References



19 of 48

## Optimal source allocation

An issue:

- Maintenance ( $\tau$ ) is assumed to be **independent** of population and area ( $P$  and  $A$ )

- Stephan's online book "The Division of Territory in Society" is [here](#).
- (It used to be [here](#).)
- The [Readme](#) is well worth reading (1995).

PoCS | @pocsvox  
Optimal Supply Networks III

Distributed Sources  
Size-density law  
Cartograms  
A reasonable derivation  
Global redistribution  
Public versus Private  
References



16 of 48

## Cartograms

Diffusion-based cartograms:

- Idea of cartograms is to **distort areas** to more accurately represent some local density  $\rho_{\text{pop}}$  (e.g. population).
- Many methods put forward—typically involve some kind of physical analogy to **spreading or repulsion**.
- Algorithm due to Gastner and Newman (2004)<sup>[1]</sup> is based on **standard diffusion**:

$$\nabla^2 \rho_{\text{pop}} - \frac{\partial \rho_{\text{pop}}}{\partial t} = 0.$$

- Allow density to diffuse and trace the movement of individual elements and boundaries.
- Diffusion is constrained by boundary condition of surrounding area having density  $\bar{\rho}_{\text{pop}}$ .

PoCS | @pocsvox  
Optimal Supply Networks III

Distributed Sources  
Size-density law  
Cartograms  
A reasonable derivation  
Global redistribution  
Public versus Private  
References

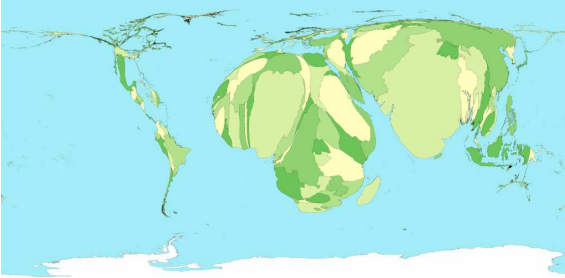


20 of 48

# Cartograms

PoCS | @pocsvox  
Optimal Supply  
Networks III

## Child mortality:



Distributed Sources  
Size-density law  
**Cartograms**  
A reasonable derivation  
Global redistribution  
Public versus Private  
References

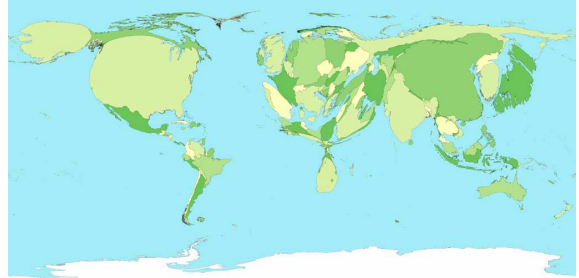


21 of 48

# Cartograms

PoCS | @pocsvox  
Optimal Supply  
Networks III

## Greenhouse gas emissions:



Distributed Sources  
Size-density law  
**Cartograms**  
A reasonable derivation  
Global redistribution  
Public versus Private  
References

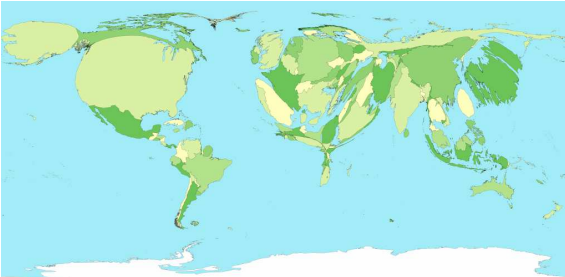


24 of 48

# Cartograms

PoCS | @pocsvox  
Optimal Supply  
Networks III

## Energy consumption:



Distributed Sources  
Size-density law  
**Cartograms**  
A reasonable derivation  
Global redistribution  
Public versus Private  
References

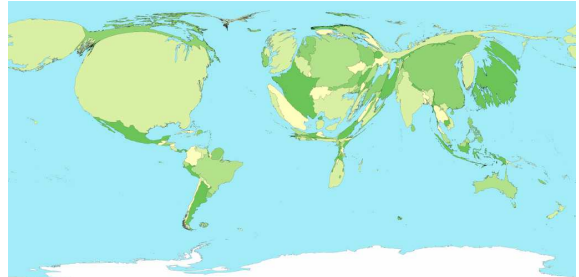


22 of 48

# Cartograms

PoCS | @pocsvox  
Optimal Supply  
Networks III

## Spending on healthcare:



Distributed Sources  
Size-density law  
**Cartograms**  
A reasonable derivation  
Global redistribution  
Public versus Private  
References

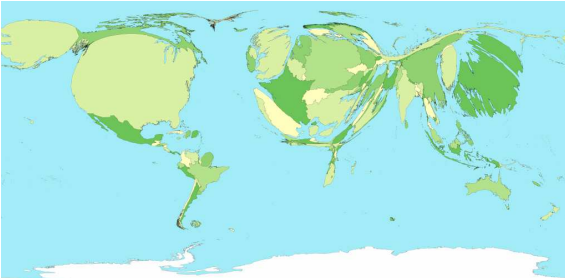


25 of 48

# Cartograms

PoCS | @pocsvox  
Optimal Supply  
Networks III

## Gross domestic product:



Distributed Sources  
Size-density law  
**Cartograms**  
A reasonable derivation  
Global redistribution  
Public versus Private  
References

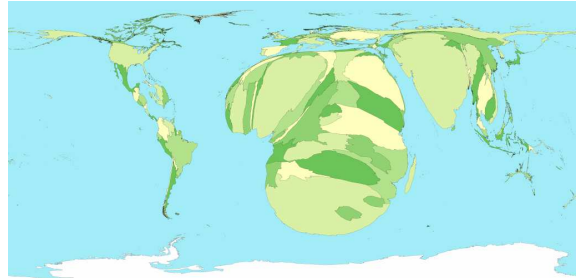


23 of 48

# Cartograms

PoCS | @pocsvox  
Optimal Supply  
Networks III

## People living with HIV:



Distributed Sources  
Size-density law  
**Cartograms**  
A reasonable derivation  
Global redistribution  
Public versus Private  
References



26 of 48

# Cartograms

- The preceding sampling of Gastner & Newman's cartograms lives [here](#).
- A larger collection can be found at [worldmapper.org](http://worldmapper.org).



PoCS | @pocsvox  
Optimal Supply Networks III

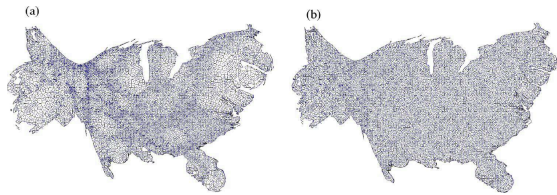
Distributed Sources  
Size-density law  
Cartograms  
A reasonable derivation  
Global redistribution  
Public versus Private  
References



27 of 48

# Size-density law

["Optimal design of spatial distribution networks"](#)  
Gastner and Newman,  
Phys. Rev. E, **74**, 016117, 2006. [2]



- Left: population density-equalized cartogram.
- Right: (population density)<sup>2/3</sup>-equalized cartogram.
- Facility density is uniform for  $\rho_{pop}^{2/3}$  cartogram.

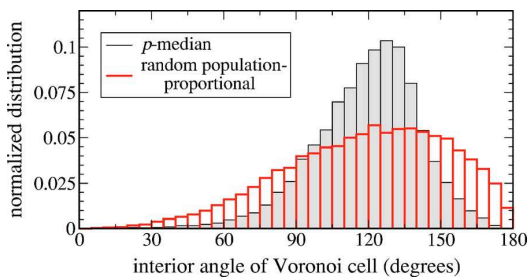
PoCS | @pocsvox  
Optimal Supply Networks III

Distributed Sources  
Size-density law  
Cartograms  
A reasonable derivation  
Global redistribution  
Public versus Private  
References



28 of 48

# Size-density law



From Gastner and Newman (2006) [2]

- Cartogram's Voronoi cells are somewhat hexagonal.

PoCS | @pocsvox  
Optimal Supply Networks III

Distributed Sources  
Size-density law  
Cartograms  
A reasonable derivation  
Global redistribution  
Public versus Private  
References



29 of 48

# Size-density law

Deriving the optimal source distribution:

- Basic idea:** Minimize the average distance from a random individual to the nearest facility. [2]
- Assume given a fixed population density  $\rho_{pop}$  defined on a spatial region  $\Omega$ .
- Formally, we want to find the locations of  $n$  sources  $\{\bar{x}_1, \dots, \bar{x}_n\}$  that minimizes the **cost function**

$$F(\{\bar{x}_1, \dots, \bar{x}_n\}) = \int_{\Omega} \rho_{pop}(\bar{x}) \min_i \|\bar{x} - \bar{x}_i\| d\bar{x}.$$

- Also known as the p-median problem.
- Not easy ...in fact this one is an NP-hard problem. [2]
- Approximate solution originally due to Gusein-Zade [3].

PoCS | @pocsvox  
Optimal Supply Networks III

Distributed Sources  
Size-density law  
Cartograms  
A reasonable derivation  
Global redistribution  
Public versus Private  
References



31 of 48

# Size-density law

Approximations:

- For a given set of source placements  $\{\bar{x}_1, \dots, \bar{x}_n\}$ , the region  $\Omega$  is divided up into Voronoi cells, one per source.
- Define  $A(\bar{x})$  as the **area** of the Voronoi cell containing  $\bar{x}$ .
- As per Stephan's calculation, estimate typical distance from  $\bar{x}$  to the nearest source (say  $i$ ) as

$$c_i A(\bar{x})^{1/2}$$

- where  $c_i$  is a shape factor for the  $i$ th Voronoi cell.
- Approximate  $c_i$  as a constant  $c$ .

PoCS | @pocsvox  
Optimal Supply Networks III

Distributed Sources  
Size-density law  
Cartograms  
A reasonable derivation  
Global redistribution  
Public versus Private  
References



32 of 48

# Size-density law

Carrying on:

- The cost function is now

$$F = c \int_{\Omega} \rho_{pop}(\bar{x}) A(\bar{x})^{1/2} d\bar{x}.$$

- We also have that the **constraint** that Voronoi cells divide up the overall area of  $\Omega$ :  $\sum_{i=1}^n A(\bar{x}_i) = A_{\Omega}$ .
- Sneakily turn this into an integral constraint:

$$\int_{\Omega} \frac{d\bar{x}}{A(\bar{x})} = n.$$

- Within each cell,  $A(\bar{x})$  is constant.
- So ...integral over each of the  $n$  cells equals 1.

PoCS | @pocsvox  
Optimal Supply Networks III

Distributed Sources  
Size-density law  
Cartograms  
A reasonable derivation  
Global redistribution  
Public versus Private  
References



33 of 48

## Now a Lagrange multiplier story:

By varying  $\{\bar{x}_1, \dots, \bar{x}_n\}$ , minimize

$$G(A) = c \int_{\Omega} \rho_{\text{pop}}(\bar{x}) A(\bar{x})^{1/2} d\bar{x} - \lambda \left( n - \int_{\Omega} [A(\bar{x})]^{-1} d\bar{x} \right)$$

I Can Haz Calculus of Variations

Compute  $\delta G / \delta A$ , the functional derivative of the functional  $G(A)$ .

This gives

$$\int_{\Omega} \left[ \frac{c}{2} \rho_{\text{pop}}(\bar{x}) A(\bar{x})^{-1/2} - \lambda [A(\bar{x})]^{-2} \right] d\bar{x} = 0.$$

Setting the integrand to be zilch, we have:

$$\rho_{\text{pop}}(\bar{x}) = 2\lambda c^{-1} A(\bar{x})^{-3/2}.$$

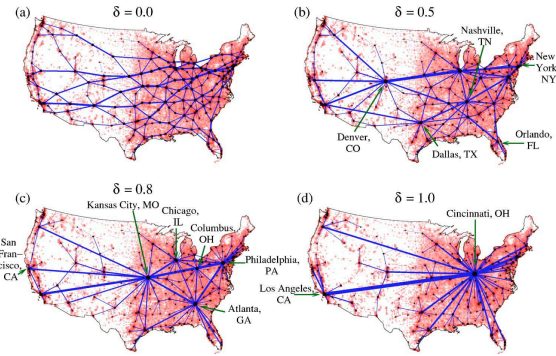
PoCS | @pocsvox  
Optimal Supply Networks III

Distributed Sources  
Size-density law  
Cartograms  
A reasonable derivation  
Global redistribution  
Public versus Private  
References



34 of 48

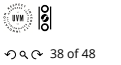
## Global redistribution networks



From Gastner and Newman (2006) [2]

PoCS | @pocsvox  
Optimal Supply Networks III

Distributed Sources  
Size-density law  
Cartograms  
A reasonable derivation  
Global redistribution  
Public versus Private  
References



38 of 48

## Size-density law

Now a Lagrange multiplier story:

Rearranging, we have

$$A(\bar{x}) = (2\lambda c^{-1})^{2/3} \rho_{\text{pop}}^{-2/3}.$$

Finally, we identify  $1/A(\bar{x})$  as  $\rho_{\text{fac}}(\bar{x})$ , an approximation of the local source density.

Substituting  $\rho_{\text{fac}} = 1/A$ , we have

$$\rho_{\text{fac}}(\bar{x}) = \left( \frac{c}{2\lambda} \rho_{\text{pop}} \right)^{2/3}.$$

Normalizing (or solving for  $\lambda$ ):


$$\rho_{\text{fac}}(\bar{x}) = n \frac{[\rho_{\text{pop}}(\bar{x})]^{2/3}}{\int_{\Omega} [\rho_{\text{pop}}(\bar{x})]^{2/3} d\bar{x}} \propto [\rho_{\text{pop}}(\bar{x})]^{2/3}.$$

PoCS | @pocsvox  
Optimal Supply Networks III

Distributed Sources  
Size-density law  
Cartograms  
A reasonable derivation  
Global redistribution  
Public versus Private  
References

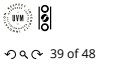


35 of 48



PoCS | @pocsvox  
Optimal Supply Networks III

Distributed Sources  
Size-density law  
Cartograms  
A reasonable derivation  
Global redistribution  
Public versus Private  
References



39 of 48

## Global redistribution networks

One more thing:

- How do we supply these facilities?
- How do we best redistribute mail? People?
- How do we get beer to the pubs?
- Gastner and Newman model: cost is a function of basic maintenance and travel time:

$$C_{\text{maint}} + \gamma C_{\text{travel}}$$

Travel time is more complicated: Take 'distance' between nodes to be a composite of shortest path distance  $l_{ij}$  and number of legs to journey:

$$(1 - \delta)l_{ij} + \delta(\#\text{hops}).$$

When  $\delta = 1$ , only number of hops matters.

PoCS | @pocsvox  
Optimal Supply Networks III

Distributed Sources  
Size-density law  
Cartograms  
A reasonable derivation  
Global redistribution  
Public versus Private  
References



37 of 48

## Public versus private facilities

Beyond minimizing distances:

- "Scaling laws between population and facility densities" by Um *et al.*, Proc. Natl. Acad. Sci., 2009. [6]
- Um *et al.* find empirically and argue theoretically that the connection between facility and population density

$$\rho_{\text{fac}} \propto \rho_{\text{pop}}^{\alpha}$$

does not universally hold with  $\alpha = 2/3$ .

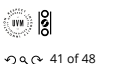
Two idealized limiting classes:

- For-profit, commercial facilities:  $\alpha = 1$ ;
- Pro-social, public facilities:  $\alpha = 2/3$ .

Um *et al.* investigate facility locations in the United States and South Korea.

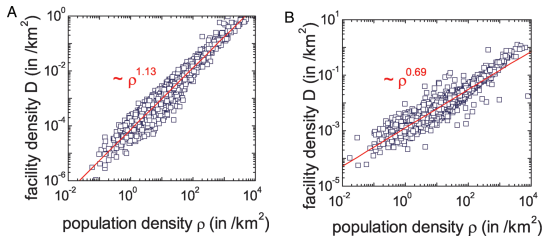
PoCS | @pocsvox  
Optimal Supply Networks III

Distributed Sources  
Size-density law  
Cartograms  
A reasonable derivation  
Global redistribution  
Public versus Private  
References



41 of 48

## Public versus private facilities: evidence



- Left plot: ambulatory hospitals in the U.S.
- Right plot: public schools in the U.S.
- Note: break in scaling for public schools. Transition from  $\alpha \approx 2/3$  to  $\alpha = 1$  around  $\rho_{pop} \approx 100$ .

PoCS | @pocsvox  
Optimal Supply Networks III

Distributed Sources  
Size-density law  
Cartograms  
A reasonable derivation  
Global redistribution  
Public versus Private  
References



42 of 48

## Public versus private facilities: the story

### So what's going on?

- Social institutions seek to minimize distance of travel.
- Commercial institutions seek to maximize the number of visitors.
- Defns: For the  $i$ th facility and its Voronoi cell  $V_i$ , define
  - $n_i$  = population of the  $i$ th cell;
  - $\langle r_i \rangle$  = the average travel distance to the  $i$ th facility.
  - $A_i$  = area of  $i$ th cell ( $s_i$  in
- Objective function to maximize for a facility (highly constructed):

$$v_i = n_i \langle r_i \rangle^\beta \text{ with } 0 \leq \beta \leq 1.$$

- Limits:
  - $\beta = 0$ : purely commercial.
  - $\beta = 1$ : purely social.

PoCS | @pocsvox  
Optimal Supply Networks III

Distributed Sources  
Size-density law  
Cartograms  
A reasonable derivation  
Global redistribution  
Public versus Private  
References



45 of 48

## Public versus private facilities: evidence

US facility	$\alpha$ (SE)	$R^2$
Ambulatory hospital	1.13(1)	0.93
Beauty care	1.08(1)	0.86
Laundry	1.05(1)	0.90
Automotive repair	0.99(1)	0.92
Private school	0.95(1)	0.82
Restaurant	0.93(1)	0.89
Accommodation	0.89(1)	0.70
Bank	0.88(1)	0.89
Gas station	0.86(1)	0.94
Death care	0.79(1)	0.80
* Fire station	0.78(3)	0.93
* Police station	0.71(6)	0.75
Public school	0.69(1)	0.87
SK facility	$\alpha$ (SE)	$R^2$
Bank	1.18(2)	0.96
Parking place	1.13(2)	0.91
* Primary clinic	1.09(2)	1.00
* Hospital	0.96(5)	0.97
* University/college	0.93(9)	0.89
Market place	0.87(2)	0.90
* Secondary school	0.77(3)	0.98
* Primary school	0.77(3)	0.97
Social welfare org.	0.75(2)	0.84
* Police station	0.71(5)	0.94
Government office	0.70(1)	0.93
* Fire station	0.60(4)	0.93
* Public health center	0.09(5)	0.19

Rough transition between public and private at  $\alpha \approx 0.8$ .

Note: \* indicates analysis is at state/province level; otherwise county level.

PoCS | @pocsvox  
Optimal Supply Networks III

Distributed Sources  
Size-density law  
Cartograms  
A reasonable derivation  
Global redistribution  
Public versus Private  
References



43 of 48

## Public versus private facilities: the story

- Either proceeding as per the Gastner-Newman-Gusein-Zade calculation or, as Um *et al.* do, observing that the cost for each cell should be the same, we have:

$$\rho_{fac}(\vec{x}) = n \frac{[\rho_{pop}(\vec{x})]^{2/(\beta+2)}}{\int_{\Omega} [\rho_{pop}(\vec{x})]^{2/(\beta+2)} d\vec{x}} \propto [\rho_{pop}(\vec{x})]^{2/(\beta+2)}.$$

- For  $\beta = 0, \alpha = 1$ : commercial scaling is linear.
- For  $\beta = 1, \alpha = 2/3$ : social scaling is sublinear.
- You can try this too: [Insert question from assignment 4](#)

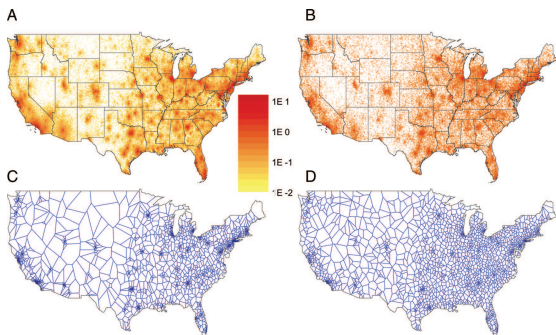
PoCS | @pocsvox  
Optimal Supply Networks III

Distributed Sources  
Size-density law  
Cartograms  
A reasonable derivation  
Global redistribution  
Public versus Private  
References



46 of 48

## Public versus private facilities: evidence



A, C: ambulatory hospitals in the U.S.; B, D: public schools in the U.S.; A, B: data; C, D: Voronoi diagram from model simulation.

PoCS | @pocsvox  
Optimal Supply Networks III

Distributed Sources  
Size-density law  
Cartograms  
A reasonable derivation  
Global redistribution  
Public versus Private  
References



44 of 48

## References

- M. T. Gastner and M. E. J. Newman. Diffusion-based method for producing density-equalizing maps. *Proc. Natl. Acad. Sci.*, 101:7499–7504, 2004. [pdf](#)
- M. T. Gastner and M. E. J. Newman. Optimal design of spatial distribution networks. *Phys. Rev. E*, 74:016117, 2006. [pdf](#)
- S. M. Gusein-Zade. Bunge's problem in central place theory and its generalizations. *Geogr. Anal.*, 14:246–252, 1982. [pdf](#)
- G. E. Stephan. Territorial division: The least-time constraint behind the formation of subnational boundaries. *Science*, 196:523–524, 1977. [pdf](#)

PoCS | @pocsvox  
Optimal Supply Networks III

Distributed Sources  
Size-density law  
Cartograms  
A reasonable derivation  
Global redistribution  
Public versus Private  
References



47 of 48

## References II

- [5] G. E. Stephan.  
Territorial subdivision.  
[Social Forces](#), 63:145–159, 1984. [pdf](#)
- [6] J. Um, S.-W. Son, S.-I. Lee, H. Jeong, and B. J. Kim.  
Scaling laws between population and facility  
densities.  
[Proc. Natl. Acad. Sci.](#), 106:14236–14240, 2009.  
[pdf](#)

PoCS | @pocsvox  
Optimal Supply  
Networks III

Distributed  
Sources  
Size-density law  
Cartograms  
A reasonable derivation  
Global redistribution  
Public versus Private  
References

