

Finding Happiness

Last updated: 2026/02/10, 21:24:36 EST

Principles of Complex Systems, Vols. 1, 2, 3D, 4 Fourever, V for Vendetta

Prof. Peter Sheridan Dodds

Computational Story Lab | Vermont Complex Systems Institute
University of Vermont | Santa Fe Institute



Licensed under the [Creative Commons Attribution 4.0 International](https://creativecommons.org/licenses/by/4.0/)



These slides are brought to you by:

Sealie & Lambie
Productions



The PoCServe
Finding Happiness
2 of 166

Introduction

Measurement

Happiness

Some motivation

Measuring emotional content

Hedonometer

Analysis

Songs

Blogs

SOTU

A Better Lexical Lens

Geography

Movement


Extras



References



These slides are also brought to you by:

Special Guest Executive Producer



 On Instagram at [pratchett_the_cat](https://www.instagram.com/pratchett_the_cat) 

The PoCverse
Finding Happiness
3 of 166

Introduction

Measurement

Happiness

Some motivation

Measuring emotional content

Hedonometer

Analysis

Songs

Blogs

SOTU

A Better Lexical Lens

Geography

Movement

Extras

References



Outline

Introduction

Measurement

Happiness

Some motivation

Measuring emotional content

Hedonometer

Analysis

Songs

Blogs

SOTU

A Better Lexical Lens

Geography

Movement

Extras

References

The PoCVerse
Finding Happiness
4 of 166

Introduction

Measurement

Happiness

Some motivation

Measuring emotional content

Hedonometer

Analysis

Songs

Blogs

SOTU

A Better Lexical Lens

Geography

Movement

Extras

References



Introduction

Measurement

Happiness

Some motivation

Measuring emotional content

Hedonometer

Analysis

Songs

Blogs

SOTU

A Better Lexical Lens

Geography

Movement

Extras

References

The Boggoracle Speaks:  



Introduction

Measurement


Happiness

- Some motivation
- Measuring emotional content
- Hedonometer
- Analysis
- Songs
- Blogs
- SOTU
- A Better Lexical Lens
- Geography
- Movement
- Extras


References

A few key papers:




“Measuring the happiness of large-scale written expression: Songs, blogs, and presidents.” , Dodds and Danforth, *Journal of Happiness Studies*, **11**, 441–456, 2009. ^[11]




“Temporal patterns of happiness and information in a global social network: Hedonometrics and Twitter” 
Dodds et al.,
PLoS ONE, **6**, e26752, 2011. ^[13]



“Positivity of the English language” , Kloumann et al., *PLoS ONE*, **7**, e29484, 2012. ^[28]



“Human language reveals a universal positivity bias” , Dodds et al., *Proc. Natl. Acad. Sci.*, **112**, 2389–2394, 2015. ^[10]



A few more key papers:



“Sentiment analysis methods for understanding large-scale texts: A case for using continuum-scored words and word shift graphs” ↗, Reagan et al., EPJ Data Science, **6**, , 2017. [37]



“Generalized word shift graphs: A method for visualizing and explaining pairwise comparisons between texts” ↗
Gallagher et al.,
EPJ Data Science, **10**, 4, 2021. [17]



“Ousiometrics and Telegnomics: The essence of meaning conforms to a two-dimensional powerful-weak and dangerous-safe framework with diverse corpora presenting a safety bias” ↗
Dodds et al.,
, 2021. [9]

Introduction

Measurement

Happiness

Some motivation

Measuring emotional content

Hedonometer

Analysis

Songs

Blogs

SOTU

A Better Lexical Lens

Geography

Movement

Extras

References



Alan Greenspan (September 18, 2007):

“I’ve been dealing with these big mathematical models of forecasting the economy ...

If I could figure out a way to determine whether or not people are more fearful or changing to more euphoric,

I don’t need any of this other stuff.

I could forecast the economy better than any way I know.”



<http://wikipedia.org>



Economics, Schmeconomics

Greenspan continues:



“The trouble is that we can’t figure that out. I’ve been in the forecasting business for 50 years. I’m no better than I ever was, and nobody else is. Forecasting 50 years ago was as good or as bad as it is today. And the reason is that human nature hasn’t changed. We can’t improve ourselves.”



Jon Stewart:

“You just bummed the @*!# out of me.”



wildbluffmedia.com

 From the Daily Show  (September 18, 2007; @5:13)

 The full interview was once here .



This is a Collateralized Debt Obligation:



Introduction

Measurement

Happiness

Some motivation

Measuring emotional content

Hedonometer

Analysis

Songs

Blogs

SOTU

A Better Lexical Lens

Geography

Movement

Extras

References

Robert Kennedy on the Gross Domestic Product (GDP) in 1968:

“It measures everything except that which makes life worthwhile. And it can tell us everything about America except why we are proud that we are Americans.” [26, 25]



Basic Science \simeq Describe + Explain:



Lord Kelvin (possibly):



“To measure is to know.”



“If you cannot measure it, you cannot improve it.”

But also:



“There is nothing new to be discovered in physics now. All that remains is more and more precise measurement.”




“X-rays will prove to be a hoax.”



A brief history of measuring time:

- 🧱 Megaliths for Big Time
- 🧱 Sundials, 1500 BC, Egypt (solid for over 2000 years)
- 🧱 Escapements (200s), Hourglasses (1300s?), Pendulum clocks (Galileo, 1500s)
- 🧱 Chronometers, 1700s:



“Longitude: The True Story of a Lone Genius Who Solved the Greatest Scientific Problem of His Time” [a](#) [↗](#)
by Dava Sobel (2007).^[39]


- 🧱 Billionths of a second accuracy: Atomic clocks (Lord Kelvin, 1879)



Measuring temperature was thought impossible:

The properties measured by our instruments usually begin as subjective judgments. Temperature is a good example. People were aware of variations in temperature long before there were any objective measurements of temperature. Judgments of temperature are imperfectly correlated among different persons, or even the same person at different times, depending on the humidity, the person's activity level and age, surrounding air currents, and so on. The idea that anything as subtle and complex as all the manifestations of changes in temperature could be measured and quantified on a single numerical scale was scoffed at as impossible, even by the leading philosophers of the sixteenth century.

The first thermometer invented by Galileo in 1592 did not go far in dispelling the notion that temperature was inherently unmeasurable, because the earliest thermometers, for about their first hundred years, were so imperfect as to make it possible for those who wished to do so to argue that no one could ever succeed in measuring temperature. Temperature was then confounded with all the subtleties of subjective judgment, which easily seem incompatible with a single numerical scale of measurement. How could the height of a column of mercury in a glass tube possibly reflect the rich varieties of temperature—damp cold, dank cold, frosty cold, crisp cold, humid heat, searing heat, scalding heat, dry heat, feverish heat, prickly heat, and so on?


From “Bias in Mental Testing”, Arthur Jensen, 1980 ^[22]
per @SilverVVulpes : Also: Inventing Temperature, Hasok Chang, 2004 ^[3]







Measuring temperature was thought impossible:

The early thermometers were inconsistent, both with themselves and with each other. Because they consisted of open-ended glass tubes, they were sensitive to changes in barometric pressure as well as to temperature. And there were problems of calibration, such as where to locate the zero point and how to divide the column of mercury into units. It was believed, incorrectly, that all caves had the same temperature, so thermometers were calibrated in caves. The freezing and boiling points of water were also used in calibration, but, as these vary with impurities in the water and the barometric pressure, the calibration of different thermometers at different times and places resulted in thermometers that failed to correlate perfectly with one another in any given instance. They lacked reliability, as we now would say.

All the while, no one knew what temperature is in a theoretical or scientific sense. There was no theory of thermodynamics that could explain temperature phenomena and provide a complete scientific rationale for the construction and calibration of thermometers. Yet quite adequate and accurate thermometers, hardly differing from those we use today, were eventually developed by the middle of the eighteenth century. Thus the objective measurement of temperature considerably preceded the development of an adequate theory of temperature and heat, and necessarily so, as the science of thermodynamics could not possibly have developed without first having been able to quantify or measure the temperatures of liquids, gasses, and other substances independently of

From “Bias in Mental Testing”, Arthur Jensen, 1980 ^[22]
per [@SilverVVulpes](#) : Also: Inventing Temperature, Hasok Chang, 2004 ^[3]





What matters and what's measurable:

The PoCSverse
Finding Happiness
17 of 166

Introduction

Measurement

Happiness

Some motivation

Measuring emotional content

Hedonometer

Analysis

Songs

Blogs

SOTU


A Better Lexical Lens

Geography

Movement

Extras

References



© Derrick J. van Omen



Panometer—Three kinds of lexical meters:



1. Principled lexical meters:

- 📦 The Hedonometer.
- 📦 The Lexicocalorimeter.

2. Ground truth lexical meters:

- 📦 Insomniometer.
- 📦 Hangoverometer.

3. Bootstrap lexical meters:

- 📦 Boredometer.
- 📦 Hashtagometers.



Measuring Happiness and Sadness:

The PoCVerse
Finding Happiness
20 of 166

Introduction

Measurement

Happiness

Some motivation

Measuring emotional content

Hedonometer

Analysis

Songs

Blogs

SOTU


A Better Lexical Lens

Geography

Movement

Extras


References



Socrates et al.:
eudaimonia ^[23]



Bentham:
hedonistic calculus



Jefferson:
...the pursuit of
happiness



Early drafts:

that among these are:

Life, ✓

Liberty, ✓ and ?? ~~Money?~~

~~Libations~~

~~Alcohol~~

~~Property~~

~~Foot-the-ball~~

~~Beer~~

Happiness ✓✓



Happiness:

The PoCServe
Finding Happiness
22 of 166

Introduction

Measurement

Happiness

Some motivation

Measuring emotional content

Hedonometer

Analysis

Songs

Blogs

SOTU

A Better Lexical Lens

Geography

Movement

Extras

References

Even the odd modern economist is
happy:

“Happiness” by Richard Layard ^[29]





[amazon] 





What makes us happy?—Layard's summary:


Dominant factors:


 Family relationships


 Financial situation

 Work


 Community and
Friends


 Health


 Personal Values


 Personal Freedom


Unimportant factors:

 Age

 Gender

 Education

 Inherent intelligence

 Looks



Desiring happiness—not just for boffins:

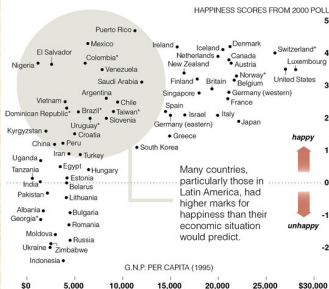
Average people routinely report being happy is what they want most in life [29, 30, 8]

And it matters: “Happy people live longer:...”
Survey by Diener and Chan. [8]

A Plateau of Happiness

A country's wealth may not always dictate the happiness of its people.

As part of the World Values Survey project, inhabitants of different countries and territories were asked how happy or satisfied they were. Below is a sampling of happiness rankings, along with economic status.



*Poll results for these countries were from 1995.

Source: Ronald Inglehart, "Human Beliefs and Values: A Cross-Cultural Sourcebook Based on the 1999-2002 Values Surveys"

National indices of well-being:

Bhutan


UK

France

Australia



Some easy knocks:



“The Passionate State of Mind: And Other Aphorisms” [a](#) [↗](#)
by Eric Hoffer (1954). ^[21]

“The search for happiness is one of the chief sources of unhappiness.”

The PoCverse
Finding Happiness
26 of 166

Introduction

Measurement

Happiness

Some motivation

Measuring emotional content

Hedonometer

Analysis

Songs

Blogs

SOTU

A Better Lexical Lens

Geography

Movement

Extras

References




Some easy knocks:

Colbert: “Happiness is totally overrated ...”

“Happiness is for the weak.”



Full interview with Jennifer Senior [was here](#) 



Introduction

Measurement

Happiness

Some motivation

Measuring emotional content

Hedonometer

Analysis

Songs

Blogs

SOTU

A Better Lexical Lens

Geography



Movement

Extras

References

30 Rock, S7E8:  





© 1995 Watterson. Distributed by Andrews McMeel Syndication



Meaning rather than happiness:



“Mindfulness in Plain English” [a](#) [↗](#)
by Henepola Gunaratana (1992). [20]



“Flow” [a](#) [↗](#)
by Mihaly Csikszentmihalyi (1990). [6]



Can we measure Flow in a big data way?



Maybe drops in social media usage indicate people are doing okay?





Emotional content




So how does one measure

1. happiness?
2. levels of other emotional states?

Just ask people how happy they are.

-  Experience sampling ^[5, 7, 6] (Csikszentmihalyi et al.)
-  Day reconstruction ^[24] (Kahneman et al.)

But self-reporting has some drawbacks:

-  relies on memory and self-perception
-  induces misreporting ^[31]
-  costly



Happiness, attention, and doing:

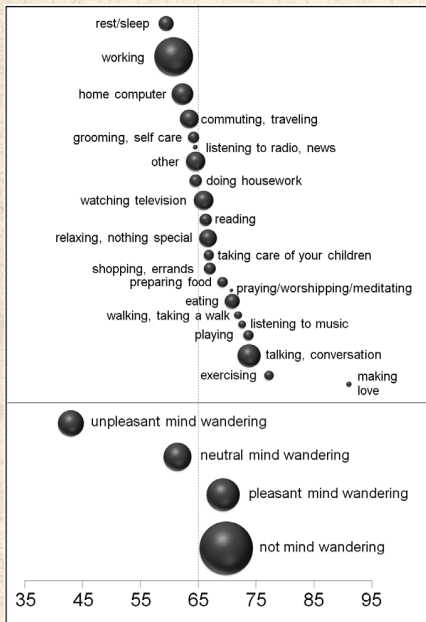


Fig. 1. Mean happiness reported during each activity (**top**) and while mind wandering to unpleasant topics, neutral topics, pleasant topics or not mind wandering (**bottom**). Dashed line indicates mean of happiness across all samples. Bubble area indicates the frequency of occurrence. The largest bubble ("not mind wandering") corresponds to 53.1% of the samples, and the smallest bubble ("praying/worshipping/meditating") corresponds to 0.1% of the samples.

Killingsworth and Gilbert,
Science, 2010 [27]



We'd like to build an 'hedonometer':



An instrument to 'remotely-sense'
emotional states and levels, in real time or
post hoc.

Ideally:



Transparent



Fast



Based on written expression



Uses human evaluation



Non-reactive



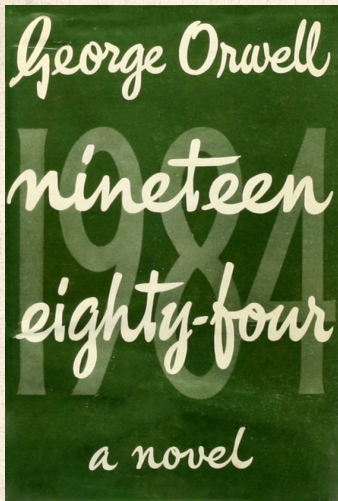
Complementary to
self-reported measures




Improvable



We don't want to end up here:



Science



Policy

The PoCVerse
Finding Happiness
36 of 166

Introduction

Measurement

Happiness

Some motivation

Measuring emotional content

Hedonometer

Analysis

Songs

Blogs

SOTU

A Better Lexical Lens

Geography

Movement


Extras


References





Ousiometrics before we called it that:


Measuring essential meaning ^[9]


 **Idea:** Build on measures of the essential meaning of **individual words**.


 Osgood et al. (1957) ^[36] identified a basis of three psychological variables as semantic differentials:


 Evaluation, Potency, and Activation.


 EPA was recast by Mehrabian and Russell (1974) ^[33] in the context of emotion:

 **Valence (or sometimes Pleasure):** bad ↔ good

 **Arousal:** passive ↔ active

 **Dominance:** weak ↔ strong

 VAD became more commonly used framework.

 'VAD ≡ EAP' (more later).

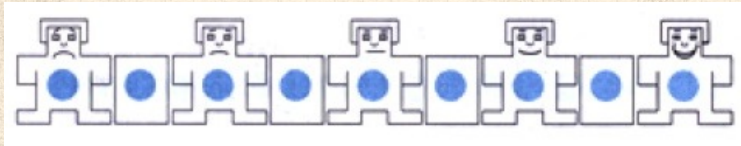


- ANEW = “Affective Norms for English Words”
- Study: participants shown lists of isolated words
- Asked to grade each word’s valence, arousal, and dominance level
- Integer scale of 1–9
- $N = 1034$ words—previously identified as bearing emotional weight
- Participants = College students (*cough*)
- Results published by Bradley and Lang (1999) [2]

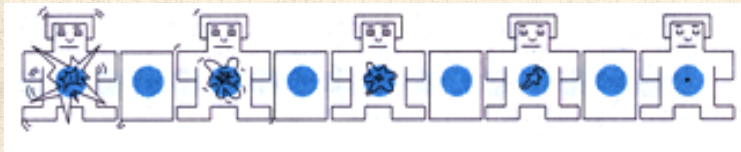


1999 ANEW study—three 1–9 scales: [2]

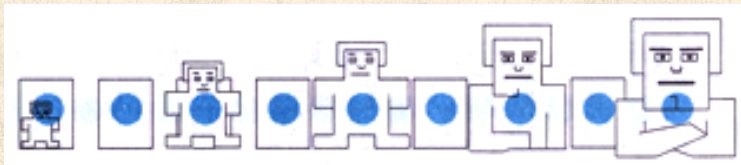
valence:




arousal:




dominance:



Valence = Happiness:

 Valence scale presented to participants as a ‘happy-unhappy scale.’

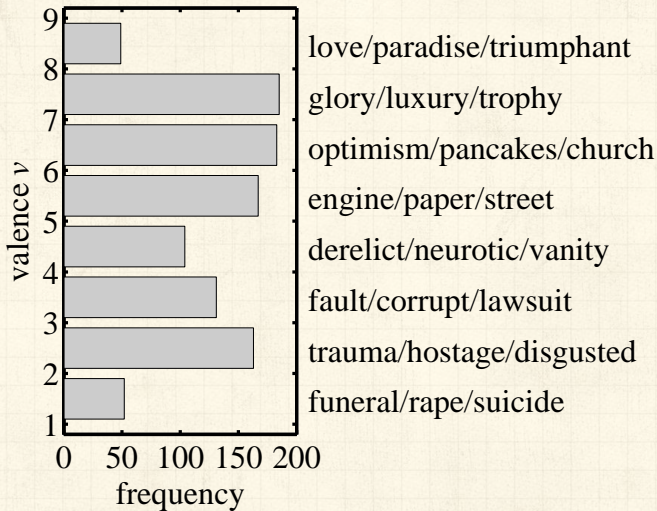
 Participants were further told:

“At one extreme of this scale, you are happy, pleased, satisfied, contented, hopeful. ...


The other end of the scale is when you feel completely unhappy, annoyed, unsatisfied, melancholic, despaired, or bored.”



ANEW study words—examples





Analysing text:

 Simplest measure for a text:

$$\theta_{\text{avg}} = \sum_{i=1}^N p_i \theta_i$$

where p_i is fractional abundance of word i and θ is average valence, arousal, or dominance for word i .

 Focus on happiness (valence), $\theta = h$.

 Average happiness typically falls between 5 and 7.



Measuring the perceived happiness of a text:



Lyrics for Michael Jackson's Billie Jean

"She was more like a beauty queen
from a movie scene.
:
And mother always told me,
be careful who you love.
And be careful of what you do
'cause the lie becomes the truth.
Billie Jean is not my lover,
She's just a girl who claims
that I am the one.
:
:

ANEW words

$k=1$. love
2. mother
3. baby
4. beauty
5. truth
6. people
7. strong
8. young
9. girl
10. movie
11. perfume
12. queen
13. name
14. lie

v_k	f_k
8.72	1
8.39	1
8.22	3
7.82	1
7.80	1
7.33	2
7.11	1
6.89	2
6.87	4
6.86	1
6.76	1
6.44	1
5.55	1
2.79	1

$$v_{\text{text}} = \frac{\sum_k v_k f_k}{\sum_k f_k}$$

↓

$$v_{\text{Billie Jean}} = 7.1$$

$$v_{\text{Thriller}} = 6.3$$

$$v_{\text{Michael Jackson}} = 6.4$$



Temperature-like measure—large numbers only.



Not meant to be used at level of sentence, paragraph, song, tweet, ...



Important: Social measure of sentiment.



Later: see instrument is tunable.

Song Lyrics—average happiness

The PoCServe
Finding Happiness
47 of 166

[Introduction](#)

[Measurement](#)

[Happiness](#)

[Some motivation](#)

[Measuring emotional content](#)

[Hedonometer](#)

[Analysis](#)

[Songs](#)

[Blogs](#)

[SOTU](#)

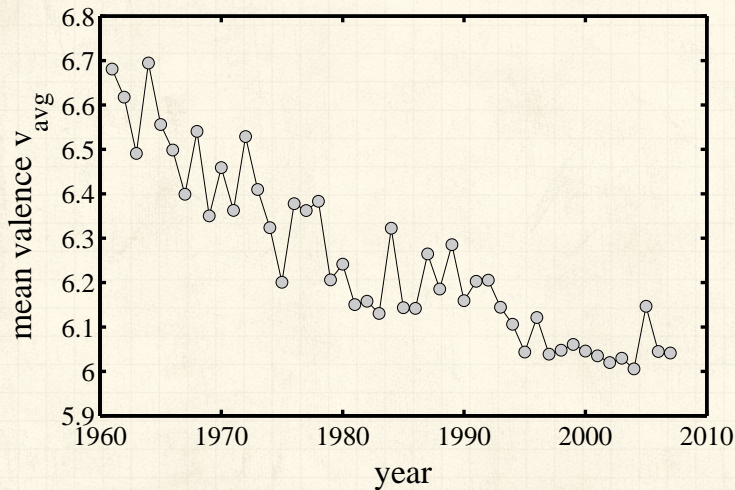
[A Better Lexical Lens](#)

[Geography](#)

[Movement](#)

[Extras](#)

[References](#)



Song Lyrics—measurement robustness

The PoCVerse
Finding Happiness
48 of 166

[Introduction](#)

[Measurement](#)

[Happiness](#)

[Some motivation](#)

[Measuring emotional content](#)

[Hedonometer](#)

[Analysis](#)

[Songs](#)

[Blogs](#)

[SOTU](#)

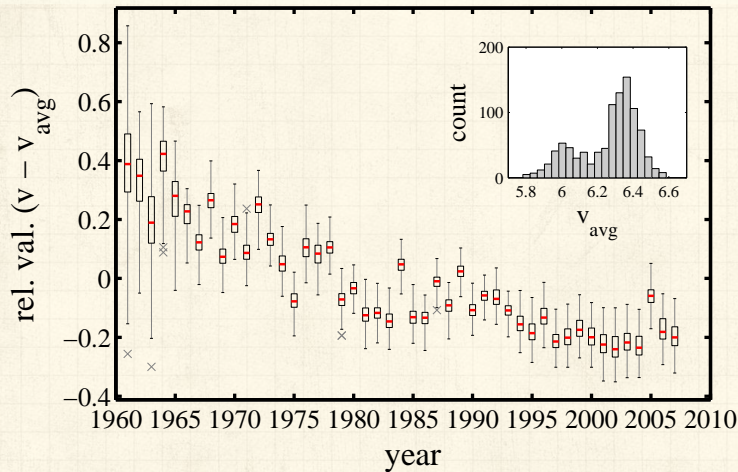
[A Better Lexical Lens](#)

[Geography](#)

[Movement](#)

[Extras](#)

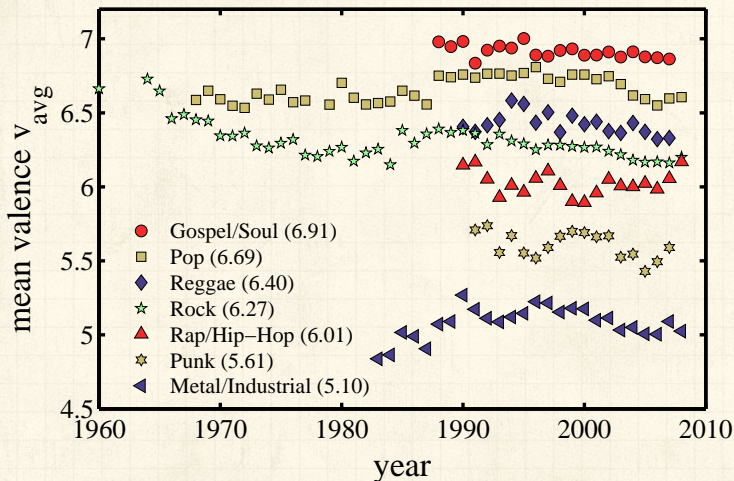
[References](#)



100 random subsets of 750 ANEW words



Song Lyrics—average happiness of genres:



Some motivation

Measuring emotional content

Hedonometer

Analysis

Songs

Blogs

SOTU

A Better Lexical Lens

Geography

Movement

Extras

The Boggoracle Speaks:

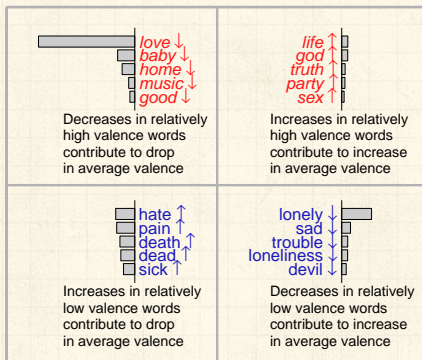


Happiness Word Shift Graph (early version):

Per word drop in valence of lyrics from 1980–2007 relative to valence of lyrics from 1960



Key:



Word shifts are word clouds for grown ups.



Word data shift details:

Given two texts T_{ref} and T_{comp} :

- Measure difference in average happiness: $h_{\text{avg}}^{(\text{comp})} - h_{\text{avg}}^{(\text{ref})}$
- Evident question: Which words contribute the most to this change?
- Break difference down by contributions from individual words:

$$\delta h_{\text{avg},i} = \frac{100}{|h_{\text{avg}}^{(\text{comp})} - h_{\text{avg}}^{(\text{ref})}|} \underbrace{[h_{\text{avg}}(w_i) - h_{\text{avg}}^{(\text{ref})}]}_{+/-} \underbrace{[p_i^{(\text{comp})} - p_i^{(\text{ref})}]}_{\uparrow/\downarrow}$$

- Must have: $\sum_i \delta h_{\text{avg},i} = \pm 100$
- Rank words by $|\delta h_{\text{avg},i}|$

Word data shift details:

$$\begin{aligned}h_{\text{avg}}^{(T_{\text{comp}})} - h_{\text{avg}}^{(T_{\text{ref}})} &= \sum_{i=1}^N h_{\text{avg}}(w_i) p_i^{(T_{\text{comp}})} - \sum_{i=1}^N h_{\text{avg}}(w_i) p_i^{(T_{\text{ref}})} \\&= \sum_{i=1}^N h_{\text{avg}}(w_i) \left[p_i^{(T_{\text{comp}})} - p_i^{(T_{\text{ref}})} \right] \\&= \sum_{i=1}^N \left[h_{\text{avg}}(w_i) - \underbrace{h_{\text{avg}}^{(T_{\text{ref}})} + h_{\text{avg}}^{(T_{\text{ref}})}}_{=0} \right] \left[p_i^{(T_{\text{comp}})} - p_i^{(T_{\text{ref}})} \right] \\&= \sum_{i=1}^N \left[h_{\text{avg}}(w_i) - h_{\text{avg}}^{(T_{\text{ref}})} \right] \left[p_i^{(T_{\text{comp}})} - p_i^{(T_{\text{ref}})} \right] + \sum_{i=1}^N \left[h_{\text{avg}}^{(T_{\text{ref}})} \right] \left[p_i^{(T_{\text{comp}})} - p_i^{(T_{\text{ref}})} \right] \\&= \sum_{i=1}^N \left[h_{\text{avg}}(w_i) - h_{\text{avg}}^{(T_{\text{ref}})} \right] \left[p_i^{(T_{\text{comp}})} - p_i^{(T_{\text{ref}})} \right],\end{aligned}$$

because

$$\begin{aligned}\sum_{i=1}^N h_{\text{avg}}^{(T_{\text{ref}})} \left[p_i^{(T_{\text{comp}})} - p_i^{(T_{\text{ref}})} \right] &= h_{\text{avg}}^{(T_{\text{ref}})} \sum_{i=1}^N \left[p_i^{(T_{\text{comp}})} - p_i^{(T_{\text{ref}})} \right] \\&= h_{\text{avg}}^{(T_{\text{ref}})} (1 - 1) = 0.\end{aligned}$$



- +↑: Increased usage of relatively positive words—If a word is happier than text $T_{\text{ref}}(+)$ and appears relatively more often in text $T_{\text{comp}}(\uparrow)$, then the contribution to the difference $h_{\text{avg}}^{(\text{comp})} - h_{\text{avg}}^{(\text{ref})}$ is positive;
- ↓: Decreased usage of relatively negative words—If a word is less happy than text $T_{\text{ref}}(-)$ and appears relatively less often in text $T_{\text{comp}}(\downarrow)$, then the contribution to the difference $h_{\text{avg}}^{(\text{comp})} - h_{\text{avg}}^{(\text{ref})}$ is also positive;
- +↓: Decreased usage of relatively positive words—If a word is happier than text $T_{\text{ref}}(+)$ and appears relatively less often in text $T_{\text{comp}}(\downarrow)$, then the contribution to the difference $h_{\text{avg}}^{(\text{comp})} - h_{\text{avg}}^{(\text{ref})}$ is negative; and
- ↑: Increased usage of relatively negative words—If a word is less happy than text $T_{\text{ref}}(-)$ and appears relatively more often in text $T_{\text{comp}}(\uparrow)$, then the contribution to the difference $h_{\text{avg}}^{(\text{comp})} - h_{\text{avg}}^{(\text{ref})}$ is also negative.



Introduction

Measurement

Happiness

Some motivation

Measuring emotional content

Hedonometer

Analysis

Songs

Blogs

SOTU

A Better Lexical Lens

Geography

Movement

Extras

References

The Boggoracle Speaks:



Top 50 of $\approx 20,000$ artists:

Rank	Artist	h_{avg}	Rank	Artist	h_{avg}
1	All-4-One	7.15	26	Sarah Connor	6.86
2	Luther Vandross	7.12	27	Darlene Zschech	6.86
3	S Club 7	7.05	28	Mary J Blige	6.86
4	K Ci & JoJo	7.04	29	Steve Miller Band	6.86
5	Perry Como	7.04	30	New Edition	6.86
6	Diana Ross & The Supremes	7.03	31	Mandy Moore	6.86
7	Buddy Holly	7.02	32	Alicia Keys	6.85
8	Faith Evans	7.01	33	Cher	6.85
9	The Beach Boys	7.01	34	Modern Talking	6.85
10	Jon B	6.98	35	Mario	6.84
11	Dru Hill	6.96	36	Aretha Franklin	6.84
12	Earth Wind & Fire	6.95	37	Jessica Simpson	6.84
13	Ashanti	6.95	38	112	6.84
14	Otis Redding	6.93	39	Backstreet Boys	6.83
15	Faith Hill	6.93	40	Billy Gilman	6.83
16	NSync	6.93	41	B2K	6.82
17	The Supremes	6.91	42	Stevie Wonder	6.82
18	The Partridge Family	6.91	43	John Legend	6.81
19	Kelly Price	6.89	44	Ricky Nelson	6.79
20	Tamia	6.89	45	Lionel Richie	6.79
21	Avant	6.88	46	98 Degrees	6.79
22	Jennifer Lopez	6.88	47	Boyzone	6.79
23	Vanessa Williams	6.87	48	Gerald Levert	6.79
24	Babyface	6.87	49	Nat King Cole	6.78
25	E Rotic	6.87	50	Marques Houston	6.78

(criteria: ≥ 50 songs and ≥ 1000 ANEW words)

The PoCVerse
Finding Happiness
56 of 166

Introduction

Measurement

Happiness

Some motivation

Measuring emotional content

Hedonometer

Analysis

Songs

Blogs

SOTU

A Better Lexical Lens

Geography

Movement

Extras

References



Bottom 50 of $\approx 20,000$ artists:

Rank	Artist	h_{avg}	Rank	Artist	h_{avg}
1	Slayer	4.80	26	Nine Inch Nails	5.34
2	Misfits	4.88	27	Sevendust	5.34
3	Staind	4.93	28	Annihilator	5.35
4	Slipknot	4.98	29	Biohazard	5.36
5	Darkthrone	4.98	30	Insane Clown Posse	5.36
6	Death	5.02	31	Megadeth	5.36
7	Black Label Society	5.05	32	Manowar	5.37
8	Pig	5.08	33	Zebrahead	5.38
9	Voivod	5.14	34	Danzig	5.39
10	Fear Factory	5.15	35	Acid Drinkers	5.40
11	Iced Earth	5.16	36	Dag Nasty	5.40
12	Simple Plan	5.16	37	Iron Maiden	5.40
13	Machine Head	5.17	38	Flotsam And Jetsam	5.41
14	Metallica	5.19	39	Powerman 5000	5.42
15	Dimmu Borgir	5.20	40	Anthrax	5.43
16	Mudvayne	5.21	41	Rhapsody	5.43
17	Linkin Park	5.22	42	Korn	5.43
18	Papa Roach	5.22	43	Rage	5.44
19	Audioslave	5.24	44	Accept	5.45
20	Rage Against The Machine	5.24	45	Esham	5.46
21	Cradle Of Filth	5.25	46	Blind Guardian	5.46
22	Dark Tranquility	5.26	47	White Zombie	5.47
23	Jack Off Jill	5.28	48	Helloween	5.50
24	Evanescence	5.30	49	W A S P	5.50
25	Twiztid	5.33	50	Green Day	5.50

(criteria: ≥ 50 songs and ≥ 1000 ANEW words)

Introduction

Measurement

Happiness

Some motivation

Measuring emotional content

Hedonometer

Analysis

Songs

Blogs

SOTU

A Better Lexical Lens

Geography

Movement

Extras


References









Text:	h_{avg}	Words with a similar score:
Soul/Gospel lyrics ^[12]	6.9	chocolate (6.88), leisurely (6.88), penthouse (6.81)
Pop lyrics ^[12]	6.7	dream (6.73), honey (6.73), sugar (6.74)
Dante's Paradise ^[?]	6.5	muffin (6.57), rabbit (6.57), smooth (6.58)
Tweets, 9/9/2008 to 12/31/2010	6.4	thought (6.39), face (6.39), blond (6.42)
Rock lyrics ^[12]	6.3	church (6.28), tree (6.32), air (6.34)
Enron Emails ^[?]	6.2	clouds (6.18), alert (6.20), computer (6.24)
State of the Union Messages ^[12]	6.1	grass (6.12), idol (6.12), bottle (6.15)
New York Times (1987–2007) ^[38]	6.0	hotel (6.00), tennis (6.02), wonder (6.03)
Blogs ^[12]	5.8	owl (5.80), whistle (5.81), humble (5.86)
Dante's Inferno ^[?]	5.5	glacier (5.50), repentant (5.53), mischief (5.57)
Heavy Metal lyrics ^[12]	5.4	lamp (5.41), elevator (5.44), truck (5.47)

“Language has a Positivity Bias. How did we measure that?”



Lexicon Valley, Episode #62, The Pollyanna Hypothesis,
June 17, 2015 

 Hosts: Mike Vuolo and Bob Garfield 

 The song: Final Six, Raining Blood  a bonus track on
Slayer's  tenth album Christ Illusion. 

The PoCverse
Finding Happiness
59 of 166

Introduction

Measurement

Happiness

Some motivation

Measuring emotional content

Hedonometer

Analysis

Songs

Blogs

SOTU

A Better Lexical Lens

Geography



Movement

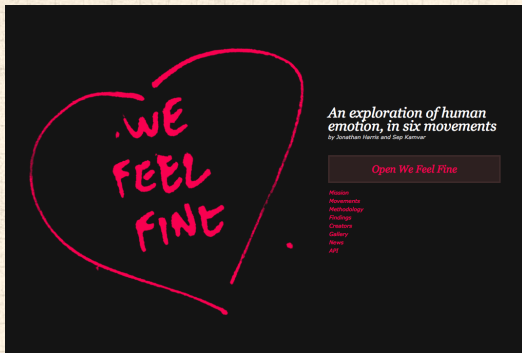
Extras

References



Data sets:

 Blog phrases containing “I feel...”, “I am feeling”, etc., taken from wefeelfine.org  (API, 2005–2010, RIP)



Created by
Jonathan Harris
& Sep Kamvar

The PoCVerse
Finding Happiness
61 of 166

Introduction

Measurement

Happiness

Some motivation

Measuring emotional content

Hedonometer

Analysis

Songs

Blogs

SOTU

A Better Lexical Lens


Geography

Movement

Extras

References



From Harris's March 2007 TED Talk:  

[Introduction](#)

[Measurement](#)

[Happiness](#)

[Some motivation](#)

[Measuring emotional content](#)

[Hedonometer](#)

[Analysis](#)

[Songs](#)

[Blogs](#)

[SOTU](#)

[A Better Lexical Lens](#)

[Geography](#)

[Movement](#)

[Extras](#)

[References](#)



[The Web's secret stories](#) 



Harris:

- So I really consider myself a storyteller.
- But I don't really tell stories in the usual way, in the sense that I don't usually tell my own stories.
- Instead, I'm really interested in building tools that allow large numbers of other people to tell their stories, people all around the world.
- I do this because I think that people actually have a lot in common.
- I think people are very similar, but I also think that we have trouble seeing that.



Feeling [lonely](#)

Gender [both](#)

Age [All](#)

Weather [All](#)

Location [All](#)

Date [All](#)

- **i feel very lonely and unnoticed and that i am poised in a point of my life when i am able to do great things but just cant quite get them started**

March 30, 2006 / from a 31 year old in fairfax virginia united states when it was cloudy

- **i feel lonely recently**

March 30, 2006 / from someone in georgia united states

- **i feel lonely things are all good but i miss the way things used to be**

March 31, 2006 / from an 18 year old female in arizona united states

- **i feel really lonely every night because i dont have any good friends irl that i can just talk about anything with**

March 31, 2006 / from a 17 year old male in lawrenceville georgia united states

- **i feel really lonely and like any sensible loser i have to write about it in a blog**

March 31, 2006 / from an 18 year old male in missouri united states

- **i feel so lonely inside**

March 31, 2006 / from a 24 year old male in san diego california united states when it was cloudy

- **i feel soooooo lonely sometimes**

March 31, 2006 / from a 19 year old female in ellensburg washington united states

i feel lonely

March 31, 2006 / from someone

i feel lonely i feel scared

March 31, 2006 / from a 29 year old in mount vernon ohio united states

i feel lonely when im with her

March 31, 2006 / from someone in florida united states

i feel so much less lonely knowing that there are people out there who



- Some motivation
- Measuring emotional content
- Hedonometer
- Analysis
- Songs
- Blogs**
- SOTU

A Better Lexical Lens

Geography

Movement

Extras

Feeling	lovesick	Gender	Female	Age	20 - 29	Weather	Cloudy	Location	All	Date	Feb 14, 2006	
All Feelings		Both Genders		All Ages		All Weather		All Locations		All Dates		
A	looser									2005	Jan	1
B	lopsided				0s			afghanistan		2006	Feb	2
C	loquacious							argentina			Mar	3
D	lost							australia			Apr	4
E	loud				10s			bahamas				5
F	lounging							bangladesh				6
G	lousy							belarus				7
H	lovable							belgium				8
I	loveable				20s			brazil				9
J	loved							brunei darussalam				10
K	loveless							bulgaria				11
L	lovely							bulgaria				12
M	lovely							cambodia				13
N	lovesick				30s			canada				14
O	loving							chile				15
P	low							china				16
Q	lower				40s			colombia				17
R	lowered							croatia				18
S	lowering							czech republic				19
T	lowest							denmark				20
U	lowly							dominican republic				21
V	loyal				50s			estonia				22
W	loyal							finland				23
X	lucid							france				24
Y	luckier				60s			gambia				25
Z	luckiest							germany				26
	lucky				70s			greece				27
					80s			hungary				28
								iceland				
								india				
								indonesia				
								iraq				
								ireland				
								israel				
								italy				



Find Feelings



Introduction

Measurement

Happiness

Some motivation

Measuring emotional content

Hedonometer

Analysis

Songs

Blogs

SOTU

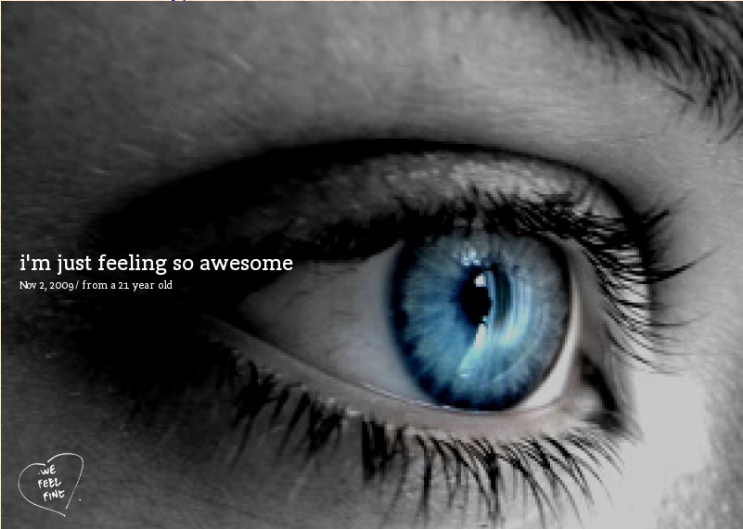
A Better Lexical Lens

Geography

Movement

Extras

References

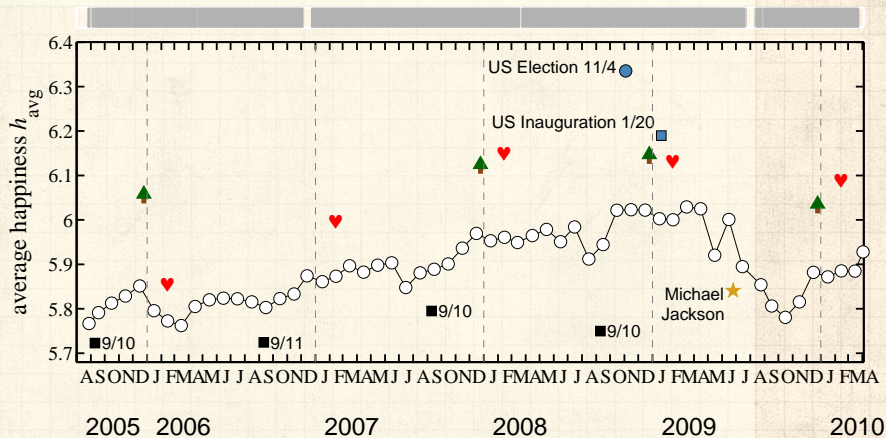


i'm just feeling so awesome

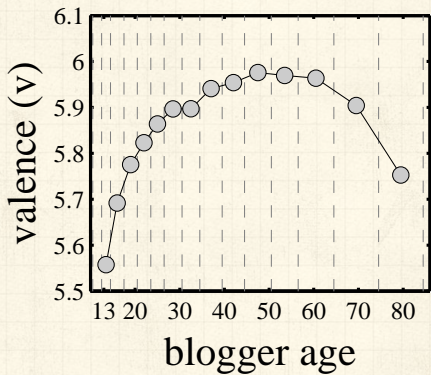
Nov 2, 2009 / from a 21 year old



Blogs—Overall trend




From wefeelfine.org by Jonathan Harris & Sep Kamvar





Average happiness as a function of the age bloggers report they will turn in the year of their posting.




 Self-report studies find **little variation** in happiness with age ^[14, 15]

 Surprising: Expect a rise and fall.

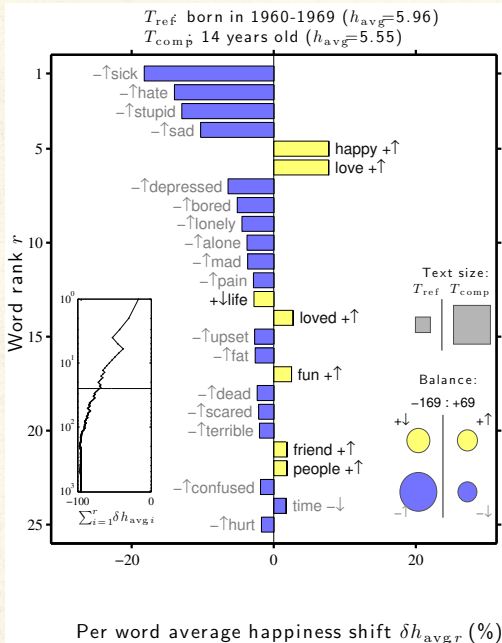
 A ‘challenge’ for theory...

 Related to the **Easterlin Paradox**:
Money doesn't buy happiness

 But maybe it does a little bit—Veenhoven & Hagerty (2003) and Wolfers & Stevenson (2008).



- Some motivation
- Measuring emotional content
- Hedonometer
- Analysis
- Songs
- Blogs**
- SOTU
- A Better Lexical Lens
- Geography
- Movement
- Extras



Blogs—Latitude

The PoCServe
Finding Happiness
71 of 166

Introduction

Measurement

Happiness

Some motivation

Measuring emotional content

Hedonometer

Analysis

Songs

Blogs

SOTU

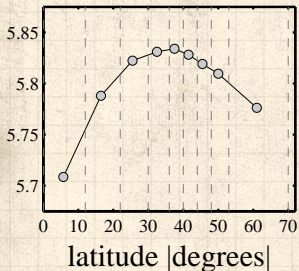
A Better Lexical Lens

Geography

Movement

Extras

References



Near equator—social factors

☰ Increase in 'sad', 'bored', 'lonely', 'stupid', 'guilty'

☰ Decrease in 'good' and 'people'

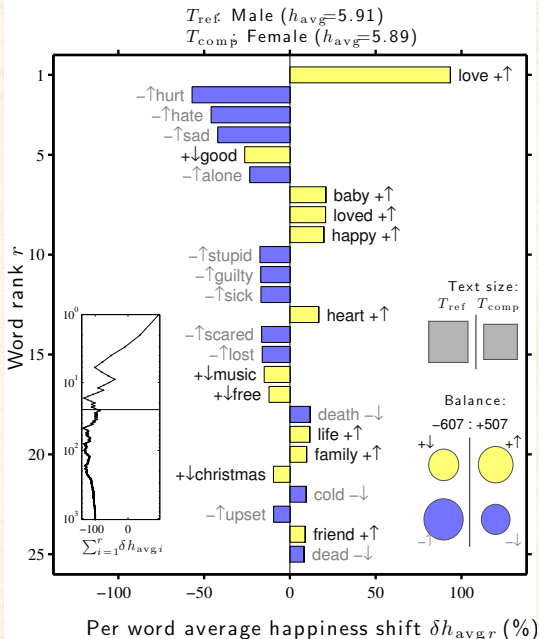
Near poles—social/psychological/climate

☰ Increase in 'sick', 'guilty', 'cold', 'depressed', and 'headache' and decrease of 'love' and 'life.'

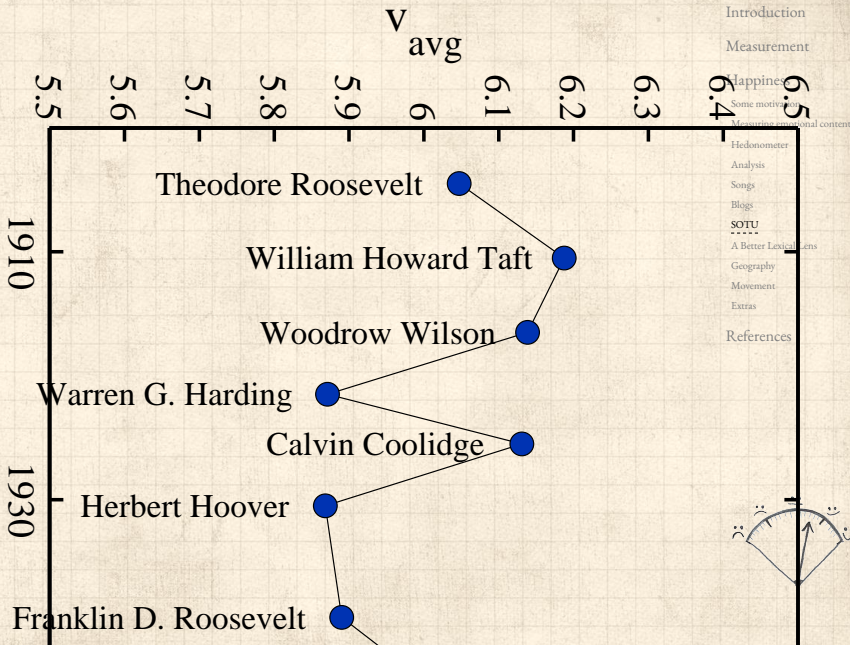
☰ Offset by decrease in 'hurt' and 'pain.'

☰ More 'bed' and 'sleep.'

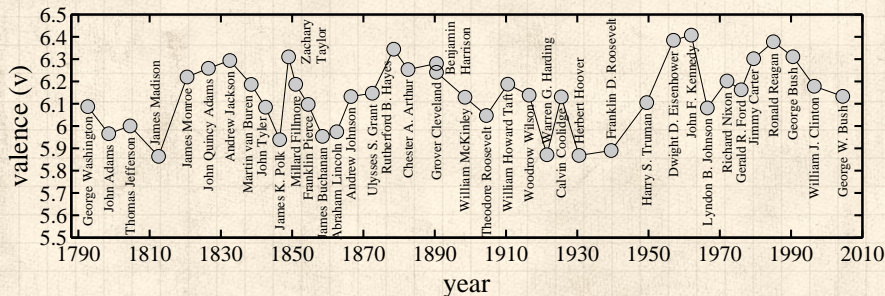





Presidential happiness:



Presidential happiness:



valence



Some motivation

Measuring emotional content

Hedonometer

Analysis

Songs

Blogs

SOTU


A Better Lexical Lens

Geography

Movement

Extras

The Boggoracle Speaks:



labMT 1.0: language assessment by Mechanical Turk

The PoCServe
Finding Happiness
79 of 166

Introduction

Measurement

Happiness

- Some motivation
- Measuring emotional content
- Hedonometer
- Analysis
- Songs
- Blogs
- SOTU
- A Better Lexical Lens
- Geography
- Movement
- Extras
- References

Four corpora:



Twitter



Google Books





Music Lyrics



New York Times

The screenshot shows the Amazon Mechanical Turk interface. At the top, it says "Mechanical Turk is a marketplace for work." Below that, it states "We give businesses and developers access to an on-demand, scalable workforce. Workers select from thousands of tasks and work whenever it's convenient. 261,700 HITs available. View them now." The main content is divided into two columns: "Make Money by working on HITs" and "Get Results from Mechanical Turk Workers". The first column lists benefits like "Human Intelligence Tasks - are individual tasks that you can do on Amazon.com" and "Can work from home". The second column lists benefits for employers like "Have access to a global, on-demand, 24 x 7 workforce" and "Pay only when you're satisfied with the results".

 5000 most frequently used words for each corpus.

 10,222 words, 50 evaluations each, 1–9 scale: ^[32]



PLOS ONE 10 Year Anniversary: Datasets

By sharing their underlying data and related metadata, authors increase the value and impact of their research. Since its inception, *PLOS ONE* has encouraged data sharing, and in 2014, in keeping with our commitment to openness, reproducibility and scientific progress, the journal began requiring authors to make their data publicly available

[More >](#)

10


Sections ▾



Submit your research to PLOS ONE

[Learn More](#)

Social Networks



Temporal Patterns of Happiness and Information in a Global Social Network: Hedonometrics and Twitter

Peter Sheridan Dodds, Kameron Decker Harris, Isabel M. Kloumann, Catherine A. Bliss, Christopher M. Danforth

PLOS ONE: 07 Dec 2011



Insight into this selection by Sune Lehmann

*This paper has made an MTurk generated list of word-valences openly available to the research community. As a ...

EveryONE Blog: 31 Mar 2017

Learn More About These Important, Widely Used and Well-Reported Datasets

Read the accompanying post in *EveryONE* – The *PLOS ONE* Community Blog

[READ THE BLOG](#)

Celebrate PLOS

The PoCVerse
Finding Happiness
80 of 166

Introduction

Measurement

Happiness

Some motivation

Measuring emotional content

Hedonometer

Analysis

Songs

Blogs

SOTU

A Better Lexical Lens

Geography

Movement

Extras

References



valence rank	word	valence	std dev	twitter rank	g-books rank	nyt rank	lyrics rank
□	□	□	□	□	□	□	□
10193	violence	1.86	1.05	4299	1724	1238	2016
10194	cruel	1.84	1.15	2963	-	-	1447
10195	cry	1.84	1.28	1028	3075	-	226
10196	failed	1.84	1.00	2645	1618	1276	2920
10197	sickness	1.84	1.18	4735	-	-	3782
10198	abused	1.83	1.31	-	-	-	4589
10199	tortured	1.82	1.42	-	-	-	4693
10200	fatal	1.80	1.53	-	4089	-	3724
10201	killings	1.80	1.54	-	-	4914	-
10202	murdered	1.80	1.63	-	-	-	4796
10203	war	1.80	1.41	468	175	291	462
10204	kills	1.78	1.23	2459	-	-	2857
10205	jail	1.76	1.02	1642	-	2573	1619
10206	terror	1.76	1.00	4625	4117	4048	2370
10207	die	1.74	1.19	418	730	2605	143
10208	killing	1.70	1.36	1507	4428	1672	998
10209	arrested	1.64	1.01	2435	4474	1435	-
10210	deaths	1.64	1.14	-	-	2974	-
10211	raped	1.64	1.43	-	-	-	4528
10212	torture	1.58	1.05	3175	-	-	3126
10213	died	1.56	1.20	1223	866	208	826
10214	kill	1.56	1.05	798	2727	2572	430
10215	killed	1.56	1.23	1137	1603	814	1273
10216	cancer	1.54	1.07	946	1884	796	3802
10217	death	1.54	1.28	509	307	373	433
10218	murder	1.48	1.01	2762	3110	1541	1059
10219	terrorism	1.48	0.91	-	-	3192	-
10220	rape	1.44	0.79	3133	-	4115	2977
10221	suicide	1.30	0.84	2124	4707	3319	2107
10222	terrorist	1.30	0.91	3576	-	3026	-

Introduction

Measurement

Happiness

Some motivation

Measuring emotional content

Hedonometer

Analysis

Songs

Blogs

SOTU

A Better Lexical Lens

Geography

Movement

Extras

References



Twitter—living in the now:

The PoCverse
Finding Happiness
84 of 166

Introduction

Measurement

Happiness

Some motivation

Measuring emotional content

Hedonometer

Analysis

Songs

Blogs

SOTU

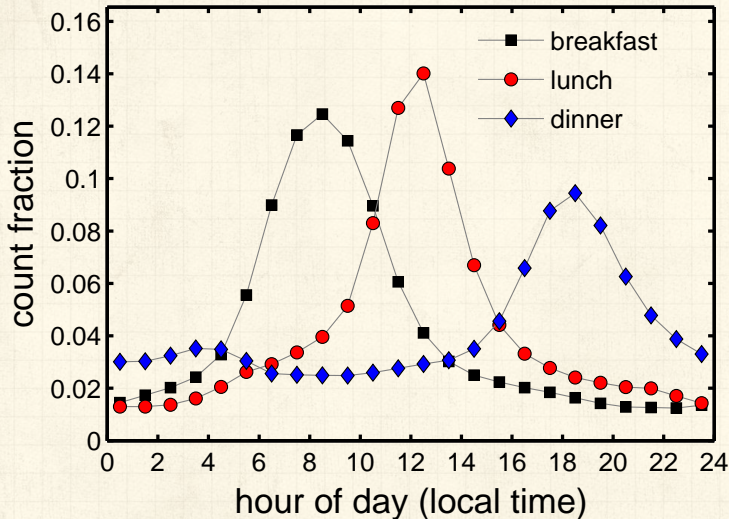
A Better Lexical Lens

Geography

Movement

Extras

References



Quantifying the quotidian.

Twitter—living in the now:

The PoCVerse
Finding Happiness
85 of 166

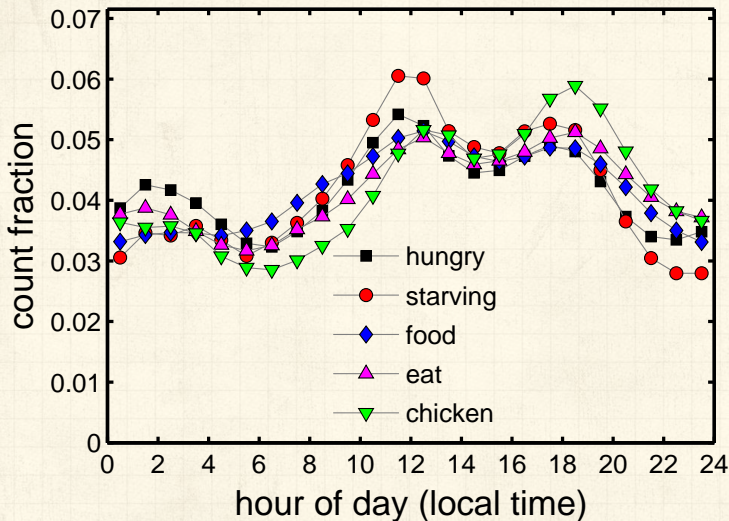
Introduction

Measurement

Happiness

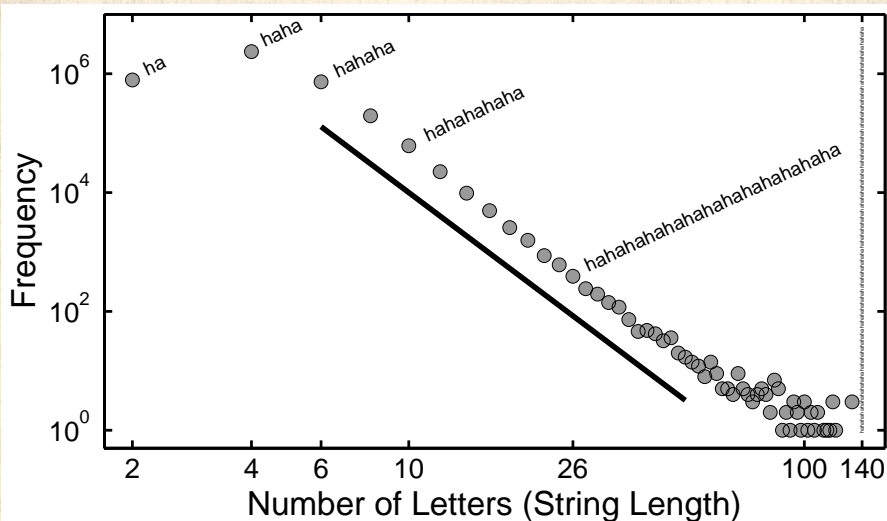
Some motivation
Measuring emotional content
Hedonometer
Analysis
Songs
Blogs
SOTU
A Better Lexical Lens
Geography
Movement
Extras

References




Makes the unexpected believable...

The happiest distribution:





“Hahahahaha, Duuuuude, Yeeessss!: A two-parameter characterization of stretchable words and the dynamics of mistypings and misspellings” 

Gray, Danforth, and Dodds,
PLOS ONE, **15**, e0232938, 2020. ^[19]



“GOOOOOOOOOOAAAAAAAAAL!!!!!!”



An exploration of families of strange lexical creatures.



Regular expression festival.



Identified kernels: ha versus goal.



Defined and measured stretch and balance



Stretch: Inequality (Gini) coefficient; Balance: (Shannon's) entropy.



Spelling trees!





Tom Sherwood @tomsherwood

1 Oct

Mississippi congressman moves gate and lets 92 WW2 vets see their monument. pic.twitter.com/541GvLLITz

 Retweeted 442 times

 Expand



The PoCverse
Finding Happiness
89 of 166

Introduction

Measurement

Happiness

Some motivation

Measuring emotional content

Hedonometer

Analysis

Songs

Blogs

SOTU

A Better Lexical Lens

Geography

Movement

Extras

References



Introduction

Measurement

Happiness

Some motivation

Measuring emotional content

Hedonometer

Analysis

Songs

Blogs

SOTU

A Better Lexical Lens

Geography

Movement

Extras

References

```
["created_at":"Tue Oct 01 15:59:45 +0000 2013","id":"385071546731347968","id_str":"385071546731347968","text":"RT @tomsherwood: Mississippi c  
ongressman moves gate and lets 92 MW2 vets see their monument. http://v.t.co/v/541GvLLlTz","source":"\u003ca href=\"http://www.tweetdeck.c  
om\" rel=\"nofollow\"\u003etweetdeck\u003c/a\u003e","truncated":false,"in_reply_to_status_id":null,"in_reply_to_user_id":null,"in_re  
ply_to_user_id":null,"in_reply_to_user_id_str":null,"in_reply_to_screen_name":null,"user":{"id":17912008,"id_str":"17912008","name":"Armen  
Terjmanian","screen_name":"translator82","location":"Washington DC area","url":null,"description":"Georgetown Univ Web Content Producer. T  
roy Mich native, Michigan & Columbia alum, Detroit sports fan, Armenian, recovering journalist. Tweets are my own.", "protected":false,"foll  
owers_count":589,"friends_count":1456,"listed_count":17,"created_at":"Sat Dec 06 00:08:32 +0000 2008","favourites_count":6,"utc_offset":-14  
400,"time_zone":"Eastern Time (US & Canada)","geo_enabled":false,"verified":false,"statuses_count":11072,"lang":"en","contributors_enabled"  
:false,"is_translator":false,"profile_background_color":"161922","profile_background_image_url":"http://\u003cimg alt=\"\" data-bbox=
```



Individual tweets have all kinds of potential impact:



The screenshot shows a tweet from The Associated Press (@AP) with the text: "Breaking: Two Explosions in the White House and Barack Obama is injured". The tweet has 483 retweets and 17 favorites. Below the tweet is a code block containing the JSON data for the tweet.

AP The Associated Press 
@AP 

Breaking: Two Explosions in the White House and Barack Obama is injured

 Reply  Retweet  Favorite  More

483 RETWEETS 17 FAVORITES 

10:07 AM - 23 Apr 13

```
twitter.03.13.23.04.13.json:{"created_at":"Tue Apr 23 17:07:50 +0000 2013","id":326744234273161216,"id_str":"326744234273161216","text":"Breaking: Two Explosions in the White House and Barack Obama is injured","source":"web","truncated":false,"in_reply_to_status_id":null,"in_reply_to_status_id_str":null,"in_reply_to_user_id":null,"in_reply_to_user_id_str":null,"in_reply_to_screen_name":null,"user":{"id":51241574,"id_str":"51241574","name":"The Associated Press","screen_name":"AP","location":"Global","url":"http://www.ap.org","description":"News, discussion and a behind-the-scenes look at the process from The Associated Press. Managed 24/7 by a team of editors based in NY: http://v.gne.ws/APStaff","protected":false,"followers_count":1903225,"friends_count":7012,"listed_count":42154,"created_at":"Fri Jun 26 21:48:52 +0000 2009","favourites_count":0,"utc_offset":-18000,"time_zone":"Eastern Time (US & Canada)","geo_enabled":false,"verified":true,"statuses_count":50187,"lang":"en","contributors_enabled":false,"is_translator":false,"profile_background_color":"333333","profile_background_image_url":"http://v.a0.twimg.com/profile_background_images/734506342/vb3be603514207db70cb0a991c26f2718.jpeg","profile_background_image_url_https":"https://si0.twimg.com/profile_background_images/734506342/vb3be603514207db70cb0a991c26f2718.jpeg","profile_background_tile":false,"profile_image_url":"http://v.a0.twimg.com/profile_images/1848193664/APLogo_normal.jpg","profile_image_url_https":"https://si0.twimg.com/profile_images/1848193664/APLogo_normal.jpg","profile_banner_url":"https://si0.twimg.com/profile_banners/51241574/1365092409","profile_link_color":"CC3300","profile_sidebar_border_color":"FFFFFF","profile_sidebar_fill_color":"CCCCCC","profile_text_color":"333333","profile_use_background_image":true,"default_profile":false,"default_profile_image":false,"following":null,"follow_request_sent":null,"notifications":null},"geo":null,"coordinates":null,"place":null,"contributors":null,"retweet_count":0,"favorite_count":0,"entities":{"hashtags":[],"symbols":[],"urls":[],"user_mentions":[]},"favorited":false,"retweeted":false,"filter_level":"medium","lang":"en"}
```



Meme come true: Fleetwood Mac re-enter US charts thanks

Mentions of CIA on Twitter, end of 2011:



The PoCVerse
Finding Happiness
92 of 166

Introduction

Measurement

Happiness

Some motivation

Measuring emotional content

Hedonometer

Analysis

Songs

Blogs

SOTU

A Better Lexical Lens

Geography

Movement

Extras

References



 See story [here](#)  for example [slate].

The daily unravelling of the human mind:

The PoCServe
Finding Happiness
93 of 166

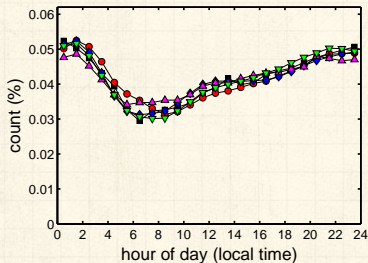
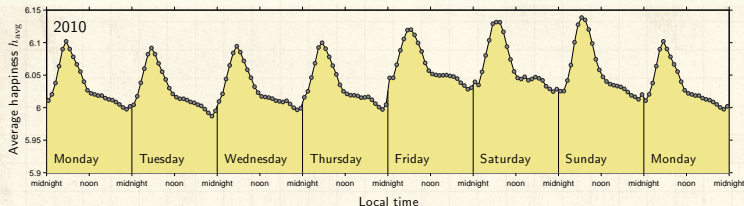
Introduction

Measurement

Happiness

- Some motivation
- Measuring emotional content
- Hedonometer
- Analysis
- Songs
- Blogs
- SOTU
- A Better Lexical Lens
- Geography
- Movement
- Extras

References

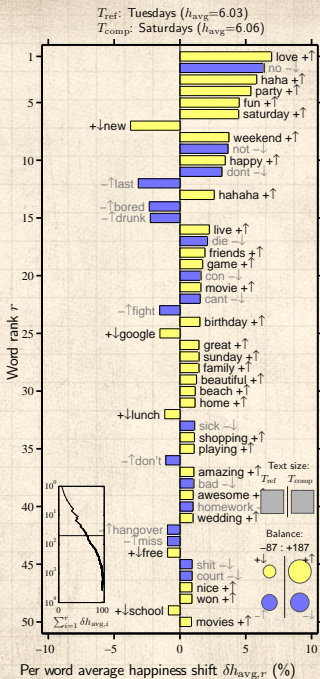


“Social Scientists waded into the Tweet stream” 


Greg Miller,


Science, **333**, 1814–1815, 2011. ^[34]







Text element and context correlate in happiness scores:

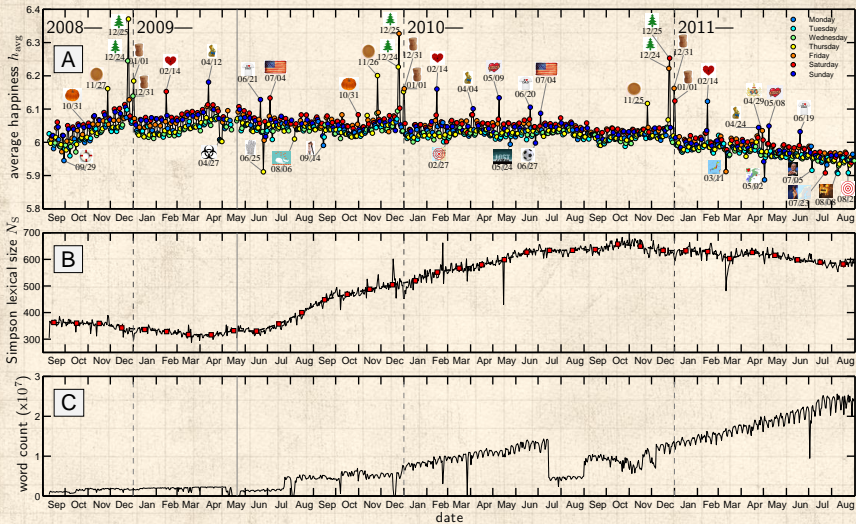
 Compare ambient happiness with text element happiness.

 Rank correlation coefficient:
 $r_s \simeq 0.79, p\text{-value} < 10^{-10}$.

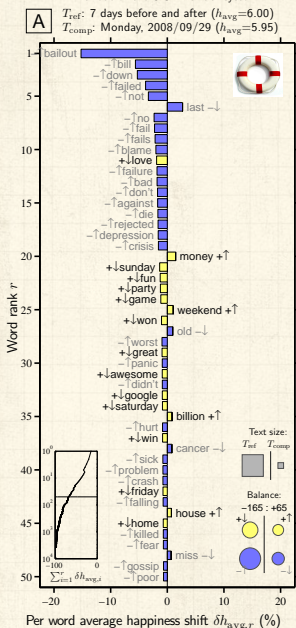
 An on-average result: says nothing about any individual sentence.

 Extra random piece: **stemming is fallible**.

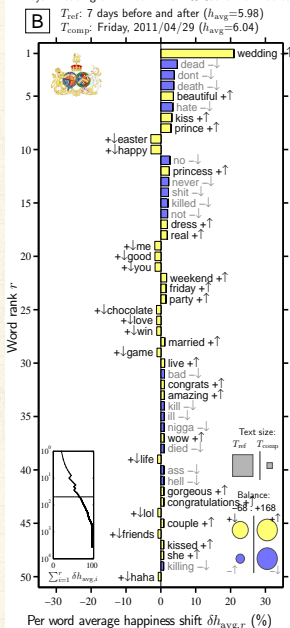




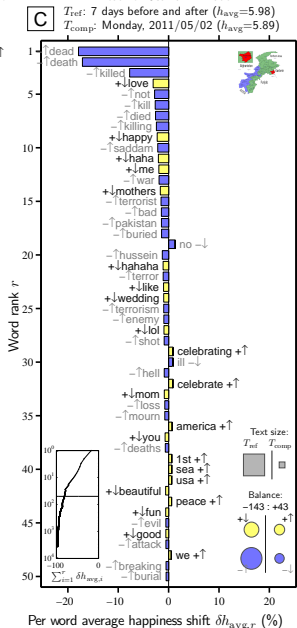
Bailout of the U.S. financial system:



Royal Wedding of Prince William & Catherine Middleton



Death of Osama Bin Laden:



Ambient happiness:

Word	$h_{\text{lex}}^{(\text{amb})}$	Total Tweets	$h_{\text{lex}}^{(\text{norm})}$	Word	$h_{\text{lex}}^{(\text{amb})}$	Total Tweets	$h_{\text{lex}}^{(\text{norm})}$
1. happy	+0.430	1.65e+07 (13)	+1.104 (1)	51. snow	-0.051	2.60e+06 (49)	+0.083 (39)
2. Christmas	+0.404	4.89e+06 (35)	+0.953 (3)	52. Jon Stewart	-0.052	5.21e+04 (97)	-0.024 (48)
3. vegan	+0.315	1.84e+05 (90)	-0.015 (46)	53. school	-0.056	9.26e+06 (24)	+0.050 (42)
4.)	+0.274	1.04e+07 (20)	+0.630 (12)	54. Lehman Brothers	-0.078	8.50e+03 (100)	-0.721 (79)
5. family	+0.251	5.01e+06 (32)	+0.716 (7)	55. them	-0.090	1.54e+07 (15)	-0.280 (60)
6. -)	+0.228	1.67e+06 (60)	+0.560 (16)	56. right	-0.090	1.92e+07 (10)	+0.126 (35)
7. our	+0.207	1.41e+07 (16)	+0.159 (33)	57. woman	-0.115	2.54e+06 (51)	+0.202 (30)
8. win	+0.204	7.98e+06 (26)	+0.924 (4)	58. left	-0.118	4.89e+06 (34)	-0.383 (63)
9. vacation	+0.200	9.35e+05 (67)	+0.817 (5)	59. me	-0.119	1.44e+08 (4)	+0.160 (32)
10. party	+0.170	6.44e+06 (29)	+0.679 (9)	60. election	-0.127	5.60e+05 (75)	-0.306 (61)
11. love	+0.164	4.67e+07 (6)	+0.977 (2)	61. Sarah Palin	-0.128	2.26e+05 (87)	-0.681 (76)
12. friends	+0.155	7.67e+06 (27)	+0.685 (8)	62. no	-0.132	9.51e+07 (5)	-1.415 (90)
13. hope	+0.149	1.18e+07 (18)	+0.515 (19)	63. rain	-0.134	3.23e+06 (41)	+0.050 (44)
14. coffee	+0.147	2.80e+06 (46)	+0.518 (18)	64. climate	-0.135	3.64e+05 (80)	-0.160 (51)
15. cash	+0.146	1.28e+06 (63)	+0.601 (14)	65. gay	-0.152	2.73e+06 (47)	-0.552 (72)
16. sun	+0.144	2.39e+06 (52)	+0.737 (6)	66. lose	-0.157	2.06e+06 (55)	-1.181 (86)
17. income	+0.137	5.10e+05 (76)	+0.621 (13)	67. they	-0.159	2.74e+07 (8)	-0.208 (58)
18. summer	+0.135	3.00e+06 (43)	+0.221 (29)	68. oil	-0.162	1.38e+06 (62)	-0.411 (65)
19. church	+0.131	1.81e+06 (58)	-0.016 (47)	69. cold	-0.162	3.67e+06 (36)	-0.546 (71)
20. Valentine	+0.127	2.47e+05 (84)	+0.593 (15)	70. I feel	-0.173	5.17e+06 (31)	-0.129 (50)
21. Stephen Colbert	+0.126	2.38e+04 (99)	+0.001 (45)	71. man	-0.175	1.59e+07 (14)	-0.163 (52)
22. USA	+0.113	2.16e+06 (54)	+0.325 (26)	72. Republican	-0.181	2.30e+05 (86)	-0.539 (70)
23. !	+0.106	3.44e+06 (40)	+0.195 (31)	73. sad	-0.187	3.56e+06 (38)	-1.366 (89)
24. winter	+0.101	1.26e+06 (64)	+0.050 (43)	74. gas	-0.193	1.02e+06 (65)	-0.471 (67)
25. God	+0.099	8.58e+06 (25)	+0.468 (20)	75. economy	-0.203	6.09e+05 (73)	-0.525 (69)
26. hot	+0.095	7.12e+06 (28)	-0.172 (54)	76. Obama	-0.205	2.98e+06 (44)	-0.173 (55)
27.)	+0.094	2.61e+06 (48)	+0.326 (25)	77. Democrat	-0.226	9.32e+04 (93)	-0.384 (64)
28. Jesus	+0.094	2.03e+06 (56)	+0.247 (28)	78. Congress	-0.231	3.92e+05 (79)	-0.580 (74)
29. today	+0.092	2.56e+07 (9)	+0.126 (36)	79. hell	-0.250	6.27e+06 (30)	-1.551 (96)
30. kiss	+0.072	1.70e+06 (59)	+0.632 (11)	80. sick	-0.262	3.58e+06 (37)	-0.630 (97)
31. yes	+0.056	1.16e+07 (19)	+0.321 (27)	81. Muslim	-0.262	2.15e+05 (88)	-0.569 (73)
32. tomorrow	+0.054	1.04e+07 (21)	+0.086 (38)	82. war	-0.270	1.96e+06 (57)	-2.040 (100)
33. you	+0.052	1.73e+08 (3)	+0.111 (37)	83. Pope	-0.277	1.52e+05 (91)	-0.316 (62)
34. heaven	+0.041	7.42e+05 (71)	+0.674 (10)	84. hate	-0.282	9.65e+06 (23)	-1.520 (94)
35. :-)	+0.041	9.39e+05 (66)	+0.395 (23)	85. Glenn Beck	-0.282	1.14e+05 (92)	-0.776 (82)
36. we	+0.035	3.91e+07 (7)	+0.146 (34)	86. Islam	-0.299	1.87e+05 (89)	-0.710 (78)
37. yesterday	+0.033	3.08e+06 (42)	-0.168 (53)	87. George Bush	-0.333	3.23e+04 (98)	-0.747 (80)
38. dark	+0.031	1.58e+06 (61)	-0.766 (81)	88. Goldman Sachs	-0.337	5.27e+04 (96)	-0.984 (84)
39. ?	+0.030	2.32e+06 (53)	-0.503 (68)	89. depressed	-0.339	2.81e+05 (82)	-1.541 (95)
40. RT	+0.028	5.39e+08 (1)	-0.443 (66)	90. Senate	-0.340	4.48e+05 (78)	-0.601 (75)
41. Michael Jackson	+0.018	8.26e+05 (70)	-0.213 (59)	91. BP	-0.355	5.82e+05 (74)	-0.902 (83)
42. night	+0.014	1.71e+07 (12)	+0.074 (40)	92. gun	-0.367	6.81e+05 (72)	-1.476 (93)
43. life	+0.012	1.40e+07 (17)	+0.422 (22)	93. drugs	-0.382	5.10e+05 (77)	-1.452 (91)
44. health	-0.000	2.58e+06 (50)	+0.447 (21)	94. headache	-0.437	8.57e+05 (69)	-1.881 (98)
45. sex	-0.008	3.55e+06 (39)	+0.542 (17)	95. :-)	-0.455	3.40e+05 (81)	-1.174 (85)
46. work	-0.010	1.84e+07 (11)	-0.174 (56)	96. :(-0.472	2.89e+06 (45)	-1.288 (88)
47. girl	-0.010	1.01e+07 (22)	+0.331 (24)	97. Afghanistan	-0.703	2.74e+05 (83)	-1.458 (92)
48. boy	-0.026	4.93e+06 (33)	+0.062 (41)	98. mosque	-0.709	6.98e+04 (95)	-0.694 (77)
49. I	-0.048	3.08e+08 (2)	-0.062 (49)	99. flu	-0.735	9.01e+05 (68)	-1.912 (99)
50. commute	-0.048	9.01e+04 (94)	-0.206 (57)	100. Iraq	-0.773	2.39e+05 (85)	-1.282 (87)

Introduction

Measurement

Happiness

Some motivation

Measuring emotional content

Hedonometer

Analysis

Songs

Blogs

SOTU

A Better Lexical Lens

Geography

Movement

Extras

References



Simpson lexical size, N_S :

Word	$h_{(amb)}$ rank	Total Tweets	$h_{(norm)}$ rank	Word	$h_{(amb)}$ rank	Total Tweets	$h_{(norm)}$ rank
1. happy	+0.430	1.65e+07 (13)	+1.104 (1)	51. snow	-0.051	2.60e+06 (49)	+0.083 (39)
2. Christmas	+0.404	4.89e+06 (35)	+0.953 (3)	52. Jon Stewart	-0.052	5.21e+04 (97)	-0.024 (48)
3. vegan	+0.315	1.84e+05 (90)	-0.015 (46)	53. school	-0.056	9.26e+06 (24)	+0.050 (42)
4. .)	+0.274	1.04e+07 (20)	+0.630 (12)	54. Lehman Brothers	-0.078	8.50e+03 (100)	-0.721 (79)
5. family	+0.251	5.01e+06 (32)	+0.716 (7)	55. them	-0.090	1.54e+07 (15)	-0.280 (60)
6. -)	+0.228	1.67e+06 (60)	+0.560 (16)	56. right	-0.090	1.92e+07 (10)	+0.126 (35)
7. our	+0.207	1.41e+07 (16)	+0.159 (33)	57. woman	-0.115	2.54e+06 (51)	+0.202 (30)
8. win	+0.204	7.98e+06 (26)	+0.924 (4)	58. left	-0.118	4.89e+06 (34)	-0.383 (63)
9. vacation	+0.200	9.35e+05 (67)	+0.817 (5)	59. me	-0.119	1.44e+08 (4)	+0.160 (32)
10. party	+0.170	6.44e+06 (29)	+0.679 (9)	60. election	-0.127	5.60e+05 (75)	-0.306 (61)
11. love	+0.164	4.67e+07 (6)	+0.977 (2)	61. Sarah Palin	-0.128	2.26e+05 (87)	-0.681 (76)
12. friends	+0.155	7.67e+06 (27)	+0.685 (8)	62. no	-0.132	9.51e+07 (5)	-1.415 (9)
13. hope	+0.149	1.18e+07 (18)	+0.515 (19)	63. rain	-0.134	3.23e+06 (41)	+0.050 (44)
14. coffee	+0.147	2.80e+06 (46)	+0.518 (18)	64. climate	-0.135	3.64e+05 (80)	-0.160 (51)
15. cash	+0.146	1.28e+06 (63)	+0.601 (14)	65. gay	-0.152	2.73e+06 (47)	-0.552 (72)
16. sun	+0.144	2.39e+06 (52)	+0.737 (6)	66. lose	-0.157	2.06e+06 (55)	-1.181 (86)
17. income	+0.137	5.10e+05 (76)	+0.621 (13)	67. they	-0.159	2.74e+07 (8)	-0.208 (58)
18. summer	+0.135	3.00e+06 (43)	+0.221 (29)	68. oil	-0.162	1.38e+06 (62)	-0.411 (65)
19. church	+0.131	1.81e+06 (58)	-0.016 (47)	69. cold	-0.162	3.67e+06 (36)	-0.546 (71)
20. Valentine	+0.127	2.47e+05 (84)	+0.593 (15)	70. I feel	-0.173	5.17e+06 (31)	-0.129 (50)
21. Stephen Colbert	+0.126	2.38e+04 (99)	+0.001 (45)	71. man	-0.175	1.59e+07 (14)	-0.163 (52)
22. USA	+0.113	2.16e+06 (54)	+0.325 (26)	72. Republican	-0.181	2.30e+05 (86)	-0.539 (70)
23. !	+0.106	3.44e+06 (40)	+0.195 (31)	73. sad	-0.187	3.56e+06 (38)	-1.366 (89)
24. winter	+0.101	1.26e+06 (64)	+0.050 (43)	74. gas	-0.193	1.02e+06 (65)	-0.471 (67)
25. God	+0.099	8.58e+06 (25)	+0.468 (20)	75. economy	-0.203	6.09e+05 (73)	-0.525 (69)
26. hot	+0.095	7.12e+06 (28)	-0.172 (54)	76. Obama	-0.205	2.98e+06 (44)	-0.173 (55)
27. .)	+0.094	2.61e+06 (48)	+0.326 (25)	77. Democrat	-0.226	9.32e+04 (93)	-0.384 (64)
28. Jesus	+0.094	2.03e+06 (56)	+0.247 (28)	78. Congress	-0.231	3.92e+05 (79)	-0.580 (74)
29. today	+0.092	2.56e+07 (9)	+0.126 (36)	79. hell	-0.250	6.27e+06 (30)	-1.551 (96)
30. kiss	+0.072	1.70e+06 (59)	+0.632 (11)	80. sick	-0.262	3.58e+06 (37)	-0.630 (97)
31. yes	+0.056	1.16e+07 (19)	+0.321 (27)	81. Muslim	-0.262	2.15e+05 (88)	-0.569 (73)
32. tomorrow	+0.054	1.04e+07 (21)	+0.086 (38)	82. war	-0.270	1.96e+06 (57)	-2.040 (100)
33. you	+0.052	1.73e+08 (3)	+0.111 (37)	83. Pope	-0.277	1.52e+05 (91)	-0.316 (62)
34. heaven	+0.041	7.42e+05 (71)	+0.674 (10)	84. hate	-0.282	9.65e+06 (23)	-1.520 (94)
35. :-)	+0.041	9.39e+05 (66)	+0.395 (23)	85. Glenn Beck	-0.282	1.14e+05 (92)	-0.776 (82)
36. we	+0.035	3.91e+07 (7)	+0.146 (34)	86. Islam	-0.299	1.87e+05 (89)	-0.710 (78)
37. yesterday	+0.033	3.08e+06 (42)	-0.168 (53)	87. George Bush	-0.333	3.23e+04 (98)	-0.747 (80)
38. dark	+0.031	1.58e+06 (61)	-0.766 (81)	88. Goldman Sachs	-0.337	5.27e+04 (96)	-0.984 (84)
39. ?	+0.030	2.32e+06 (53)	-0.503 (68)	89. depressed	-0.339	2.81e+05 (82)	-1.541 (95)
40. RT	+0.028	5.39e+08 (1)	-0.443 (66)	90. Senate	-0.340	4.48e+05 (78)	-0.601 (75)
41. Michael Jackson	+0.018	8.26e+05 (70)	-0.213 (59)	91. BP	-0.355	5.82e+05 (74)	-0.902 (83)
42. night	+0.014	1.71e+07 (12)	+0.074 (40)	92. gun	-0.367	6.81e+05 (72)	-1.476 (93)
43. life	+0.012	1.40e+07 (17)	+0.422 (22)	93. drugs	-0.382	5.10e+05 (77)	-1.452 (91)
44. health	-0.000	2.58e+06 (50)	+0.447 (21)	94. headache	-0.437	8.57e+05 (69)	-1.881 (98)
45. sex	-0.008	3.55e+06 (39)	+0.542 (17)	95. :-)	-0.455	3.40e+05 (81)	-1.174 (85)
46. work	-0.010	1.84e+07 (11)	-0.174 (56)	96. :(-0.472	2.89e+06 (45)	-1.288 (88)
47. girl	-0.010	1.01e+07 (22)	+0.331 (24)	97. Afghanistan	-0.703	2.74e+05 (83)	-1.458 (92)
48. boy	-0.026	4.93e+06 (33)	+0.062 (41)	98. mosque	-0.709	6.98e+04 (95)	-0.694 (77)
49. I	-0.048	3.08e+08 (2)	-0.062 (49)	99. flu	-0.735	9.01e+05 (68)	-1.912 (99)
50. commute	-0.048	9.01e+04 (94)	-0.206 (57)	100. Iraq	-0.773	2.39e+05 (85)	-1.282 (87)

Introduction

Measurement

Happiness

Some motivation

Measuring emotional content

Hedonometer

Analysis

Songs

Bligs

SOTU

A Better Lexical Lens

Geography

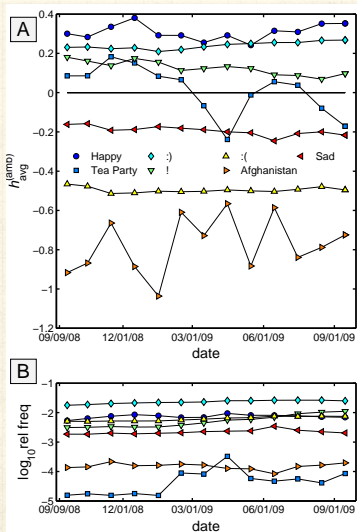
Movement

Extras

References



Ambient happiness:



Some motivation

Measuring emotional content

Hedonometer

Analysis

Songs

Blogs

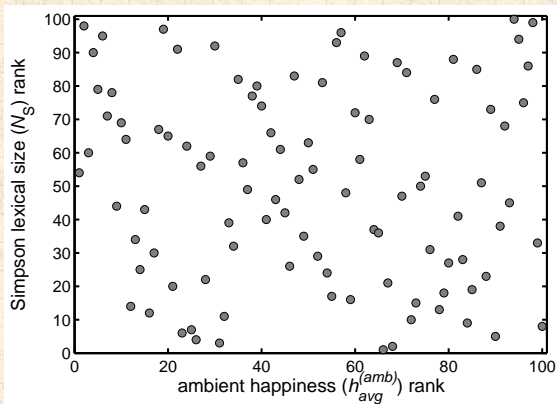
SOTU

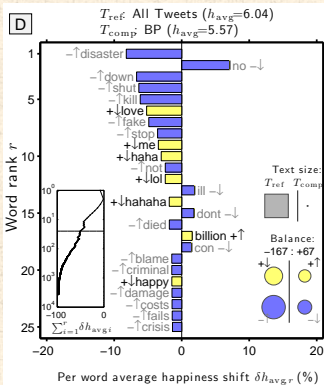
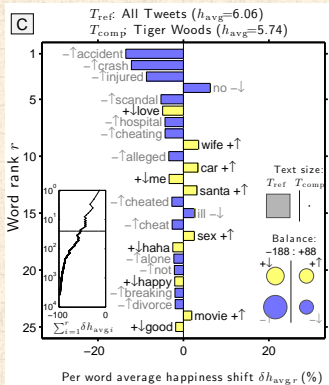
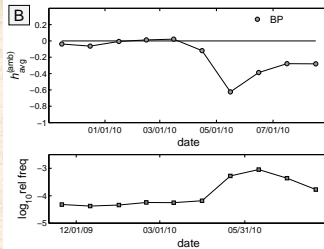
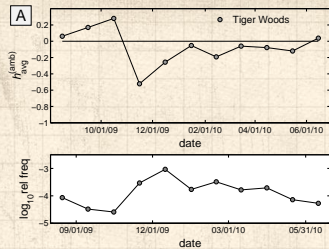
A Better Lexical Lens

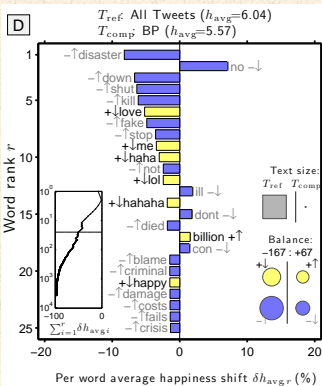
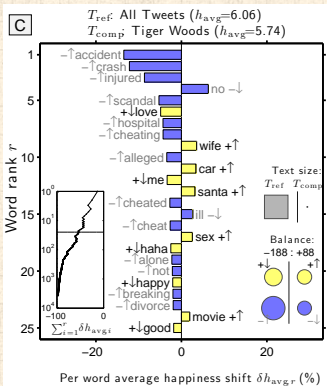
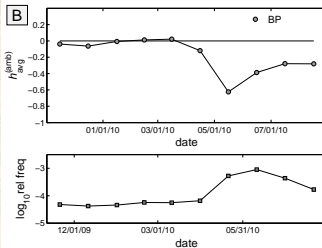
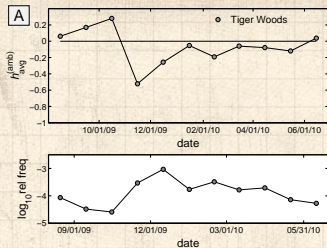
Geography

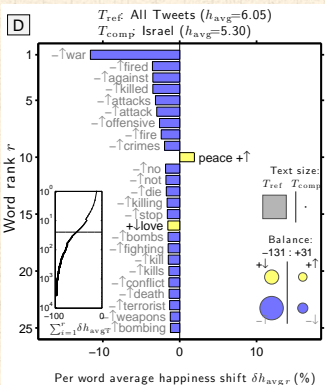
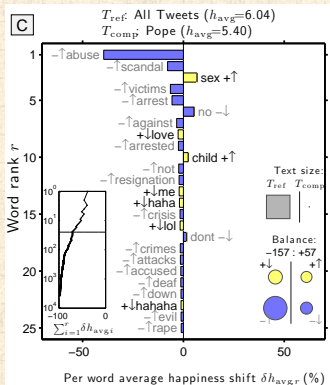
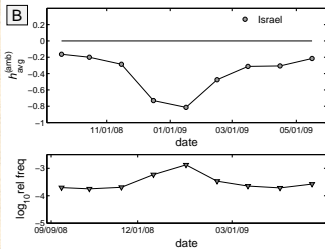
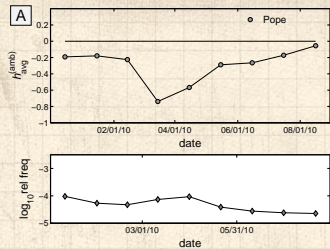
Movement

Extras









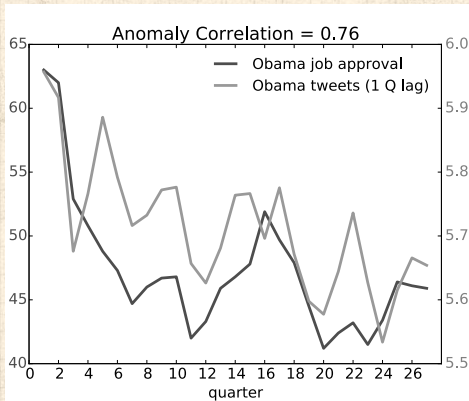


“Public opinion polling with Twitter”

Cody et al.,

Available online at

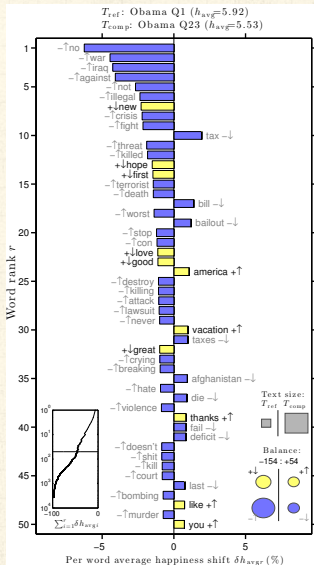
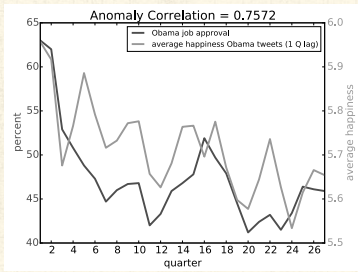
<https://arxiv.org/abs/1608.02024>, 2016. [4]



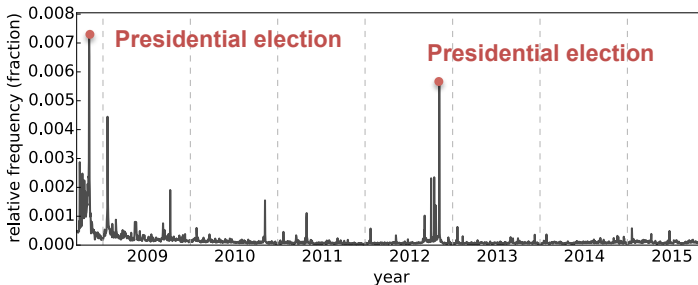
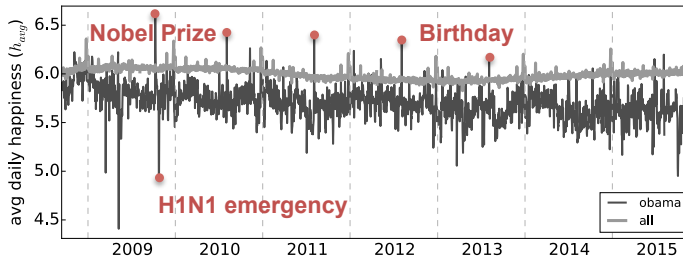
Twitter's Feels predict Obama's Approval Rating:

- Some motivation
- Measuring emotional content
- Hedonometer
- Analysis
- Songs
- Blogs
- SOTU

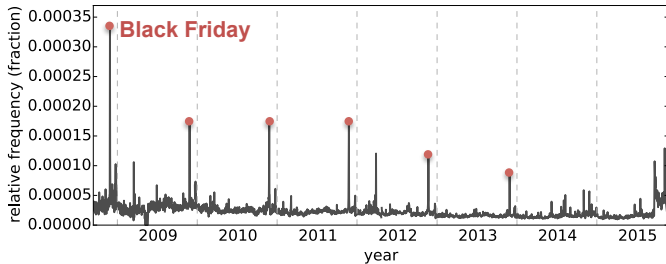
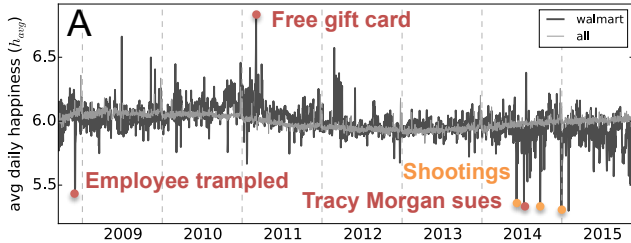
- Geography
- Movement
- Extras



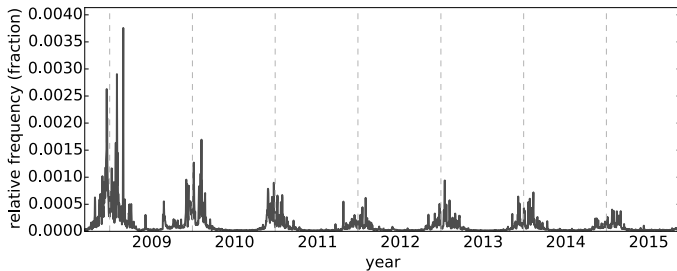
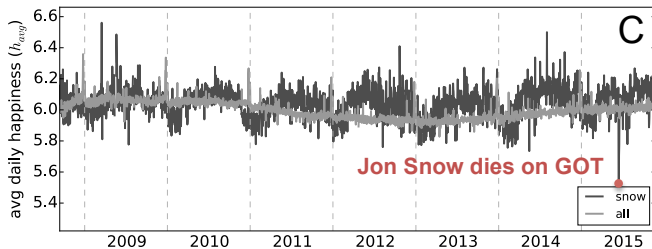
Ambient happiness for “Obama”:



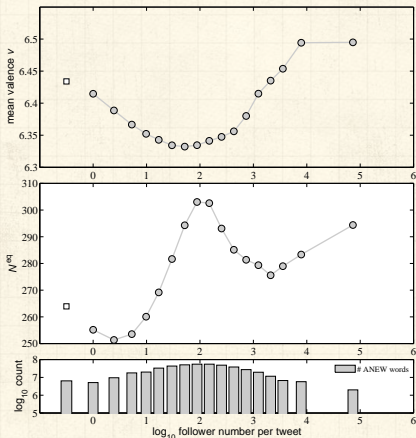
Ambient happiness for “Walmart”:



Ambient happiness for “snow”:



Dunbar number action:



Early Twitter data—follower counts are not worth so much.



Unpublished.

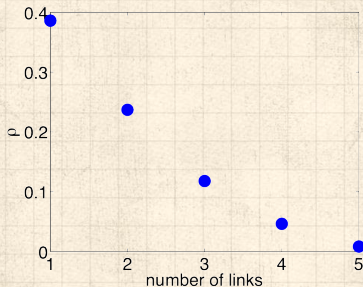






“Twitter reciprocal reply networks exhibit assortativity with respect to happiness” ↗

Bliss et al.,

Journal of Computational Science, 3, 388–397, 2012. [1]



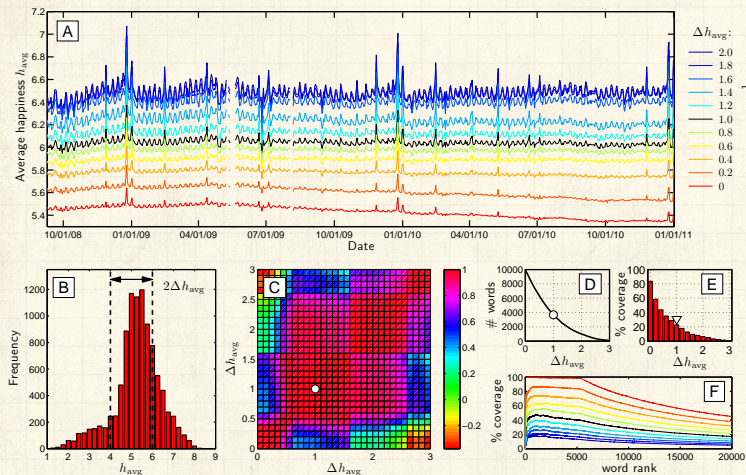
 Decay in happiness correlation in social network.

 Not a test of contagion ...

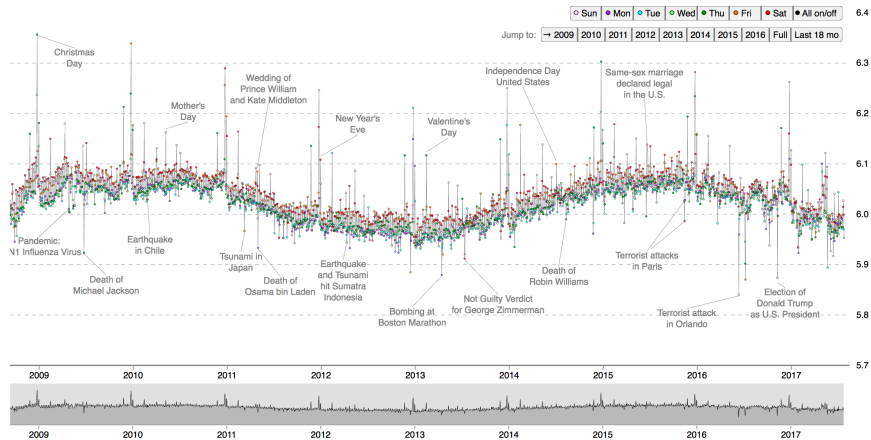


- Some motivation
- Measuring emotional content
- Hedonometer
- Analysis
- Songs
- Blogs
- SOTU
- A Better Lexical Lens
- Geography
- Movement
- Extras

The very surprising tunable hedonometer:



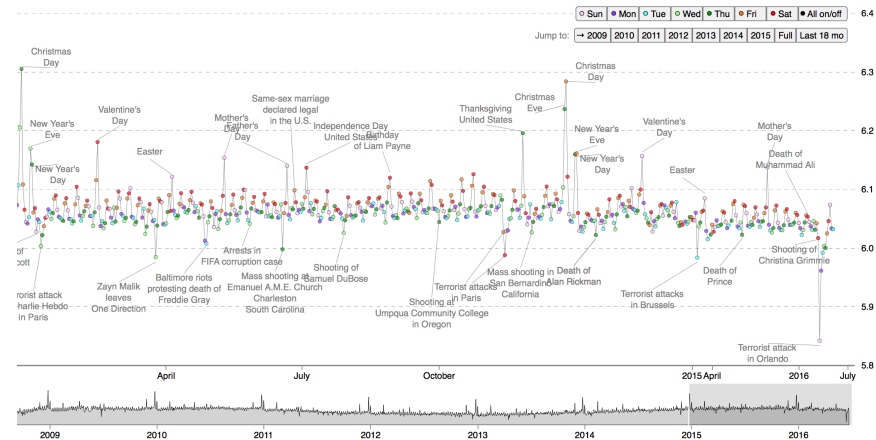
Average Happiness for Twitter



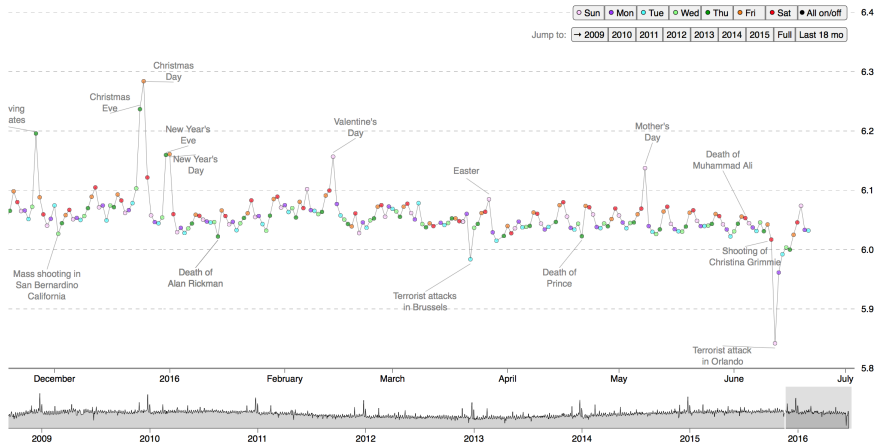
Machine: [@andreyreagan](https://twitter.com/andreyreagan)


Planned happiness versus tragedies.

Average Happiness for Twitter



Average Happiness for Twitter



The one reliable source of spontaneous, widespread happiness and despair:  



BreatheSport 
@BreatheSport

The Icelandic commentary on their last minute goal is incredible...

 **Daniele Mari**

90:00 ISL 1 - 1 AUS
02:23:44

RETWEETS 2,405 LIKES 1,947

DOWNLOAD THE THE SPORTS NETWORK MOBILE APP
iPhone

The PoCVerse
Finding Happiness
117 of 166

Introduction

Measurement

Happiness

Some motivation

Measuring emotional content

Hedonometer

Analysis

Songs

Blogs

SOTU

A Better Lexical Lens


Geography

Movement

Extras

References



Original tweet.  2024-02-08: Account is no longer. Things fall apart.



- Some motivation
- Measuring emotional content
- Hedonometer
- Analysis
- Songs
- Blogs
- SOTU
- A Better Lexical Lens
- Geography
- Movement
- Extras

Hedonometer
Reader

hedonometer.org/index.html?from=2013-03-04&to=2014-09-14&date=2014-07-17
Calendar Tasks bitmark Weather News Blogs Training Life Stories Sports Words Hedonometer GTD Play Design Magazines

hedonometer - About Shifts Words Blog Press Papers Talks API
Facebook Twitter Google+

Average Happiness for Twitter

Interactive Wordshift Major Event

Thursday, July 17, 2014
Malaysia Airlines Flight 17 crashes in Eastern Ukraine, apparently shot down by a surface-to-air missile.
Israel's ground forces enter Gaza, part of Operation Protective Edge
 Average happiness: 5.989
 What's making this day sadder than the last seven days:

Word Rank

Per word average happiness shift

Reset
Prev Day
2014-07-17
Next Day



hedonometer.org/index.html?from=2013-03-04&to=2014-09-14&date=2014-08-11
Reader

hedonometer
Hedonometer
Videos - YouTube

hedonometer - About Shifts Words Blog Press Papers Talks API
Facebook Twitter Google+

Average Happiness for Twitter

Interactive Wordshift
Major Event
W

Monday, August 11, 2014

Death of actor and comedian Robin Williams

Average happiness: 5.953

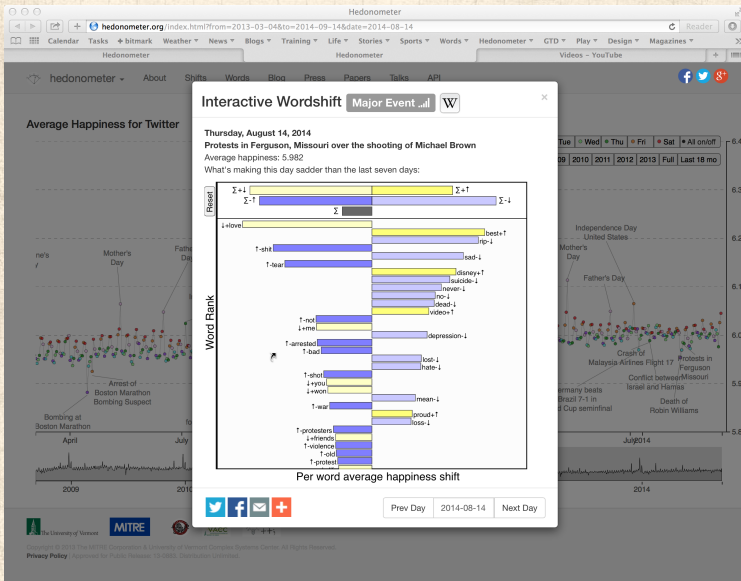
What's making this day sadder than the last seven days:

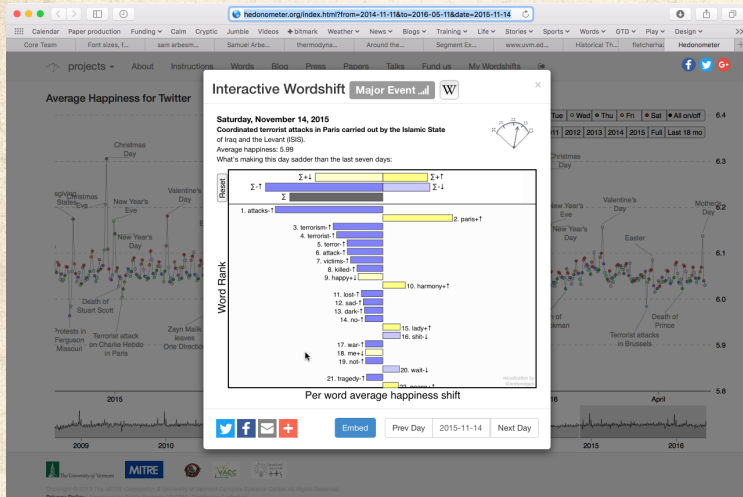
Word Rank	Word	Shift
1	Σ-1	Negative
2	Σ	Negative
3	Σ+i	Positive
4	Σ-i	Negative
5	T-rip	Negative
6	T-sad	Negative
7	T-suicide	Negative
8	T-dead	Negative
9	T-depression	Negative
10	T-died	Negative
11	T-death	Negative
12	T-mover	Negative
13	T-lost	Negative
14	T-missed	Negative
15	!thank+t	Positive
16	!don't-i	Positive
17	!peace+t	Positive
18	!+like	Positive
19	!+love!	Positive
20	T-loss	Negative
21	!hate-i	Positive
22	!laugh+t	Positive
23	!no-i	Positive
24	!+me!	Positive
25	!laughter+t	Positive
26	!rest+t	Positive
27	T-die	Negative
28	!childhood+t	Positive
29	!+new!	Positive
30	T-dies	Negative
31	!great+t	Positive
32	T-killed	Negative
33	!family+t	Positive
34	!+haha	Positive
35	!joy+t	Positive

Per word average happiness shift

Twitter Facebook Email RSS
Prev Day
2014-08-11
Next Day

The University of Vermont MITRE Copyright © 2014 The MITRE Corporation & University of Vermont Complex Systems Center. All Rights Reserved. Privacy Policy Approved for Public Release: 19-0885. Distribution Unlimited.





hedonometer.org/index.html?from=2015-11-18&to=2016-07-02&date=2016-06-12

Paper production Funding Calm Cryptic Jumble Videos bookmark Weather News Blogs Training Life Stories Sports Words GTD Play Design Magazines

Hedonometer

projects About Instructions Words Blog Press Papers Talks Fund us

Average Happiness for Twitter

Interactive Wordshift Major Event W

Sunday, June 12, 2016
Mass shooting at Pulse nightclub in Orlando, Florida
Average happiness: 5.84
What's making this day sadder than the last seven days:

Word Rank

Rank	Word	Shift
1	shooting	-1
2	gun	-1
3	guts	-1
4	victims	-1
5	hate	-1
6	violence	-1
7	kills	-1
8	dead	-1
9	sad	-1
10	not	-1
11	tragedy	-1
12	terrorist	-1
13	terrorism	-1
14	attack	-1
15	love	+1
16	blood	-1
17	terror	-1
18	ban	-1
19	sad	-1
20	assault	-1
21	happy	+1
22	me	+1
23	from	+1
24	hate	-1

Per word average happiness shift

Embed Prev Day 2016-06-12 Next Day

Twitter Facebook Email Plus

2009 2010 2015 2016 2017

December 2016

Christmas Day
New Year's Eve
Mass shooting in San Bernardino California
Death of Alan Rickman
Shooting of Christina Grimmie
Terrorist attack in Orlando


6.4
6.3
6.2
6.1
6.0
5.9
5.8

Tue Wed Thu Fri Sat All on/off
11 2012 2013 2014 2015 Jun Last 18 mo

per's by
Death of Muhammad Ali
Shooting of Christina Grimmie
Terrorist attack in Orlando

June July



Make your own: 

hedonometer.org/words/iterator/

Calendar Paper production Funding Cryptic NYT Crossword Videos ↗ bookmark Weather News Blog Training Life Stories Sports Words GTD Play Design >>

Hedonometer Hedonometer Hedonometer

projects - About Instructions Words Blog Press Papers Talks API Fund us logout

The Wordshifterator.

Generate your own embeddable, shareable wordshifts for any pair of texts.

Note: Texts must contain at least 1,000 words. Details about how this works can be found [here](#).

Name of reference text:
Reference Title

Name of comparison text:
Comparison Title

Reference text:
Paste Reference Text Here





Comparison text:
Paste Comparison Text Here

Title:

Stopwords:
Words to ignore, optional
A comma separated list of words that do not make sense in the context of these texts.

Language: English

[Generate Wordshift](#)

Copyright © 2013 The MITRE Corporation & University of Vermont Computer Systems Center. All Rights Reserved.
Privacy Policy | Approved for Public Release: 13-0085. Distribution Unlimited.

The PoCVerse
Finding Happiness
124 of 166

Introduction

Measurement

Happiness

Some motivation

Measuring emotional content

Hedonometer

Analysis

Songs

Blogs

SOTU

A Better Lexical Lens

Geography

Movement

Extras

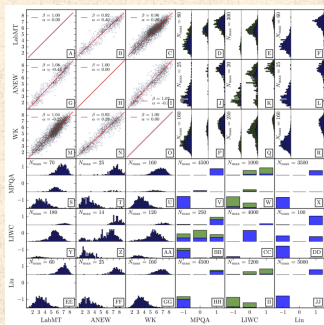
References



“Sentiment analysis methods for understanding large-scale texts:
A case for using continuum-scored words and word shift
graphs” ↗

Reagan et al.,

EPJ Data Science, 6, , 2017. [37]



Upshots: (1) do use wordshifts, and (2) do not use LIWC ...



Happiness in Manhattan:

The PoCServe
Finding Happiness
127 of 166

Introduction

Measurement

Happiness

Some motivation
Measuring emotional content
Hedonometer
Analysis
Songs
Blogs
SOTU

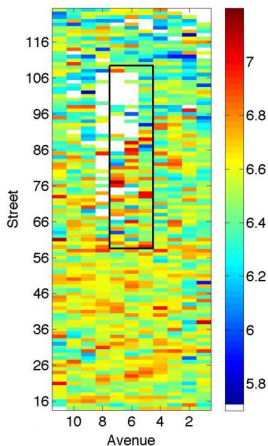
A Better Lexical Lens

Geography

Movement

Extras

References



See [Blog post on compstorylab.org](http://blog.compstorylab.org) 



Some motivation

Measuring emotional content

Hedonometer

Analysis

Songs

Blogs

SOTU

A Better Lexical Lens

Geography

Movement

Extras

Advertisement for Jamaica in Times Square. The ad features a large red banner with white text and a background image of Times Square at night with a person in a red hat. The banner text includes: 'TELL US WHY YOU'RE HAPPY', 'FOR A CHANCE TO WIN A TRIP FOR 2 TO JAMAICA!', 'INCLUDE #HAPPYNYC IN YOUR TWEET TO ENTER', 'Clear Channel Outdoor', and 'JAMAICA Once you go, you know.'. Below the banner, it states 'TIMES SQUARE IS THE HAPPIEST PLACE IN NEW YORK!' and 'COMPILED BY TRACKING TWEETS THAT INCLUDED SPECIFIC "HAPPY" AND "SAD" WORDS - THE UNIVERSITY OF VERMONT'. A small note at the bottom right says 'COMPLETE TERMS AND CONDITIONS AVAILABLE AT FACEBOOK.COM/CCOUTDOOR'. The Clear Channel logo is in the bottom left corner.



The Geography of Happiness:

The PoCVerse
Finding Happiness
129 of 166

Introduction

Measurement

Happiness

Some motivation

Measuring emotional content

Hedonometer

Analysis

Songs

Blogs

SOTU

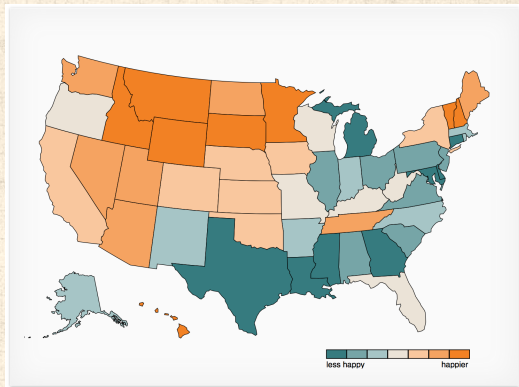
A Better Lexical Lens


Geography

Movement

Extras


References




 Mitchell et al., PLoS ONE, 2013. [35]

 It's a paper that tweets: [@geographyofhapp](#) 

 Online **Appendices** 

 Much interesting and amusing press ...

 Online, interactive US map at [hedonometer.org](#) 



Average Happiness of United States for

2013



Vermont

Rank: **4** out of 51

Average Happiness: 5.95

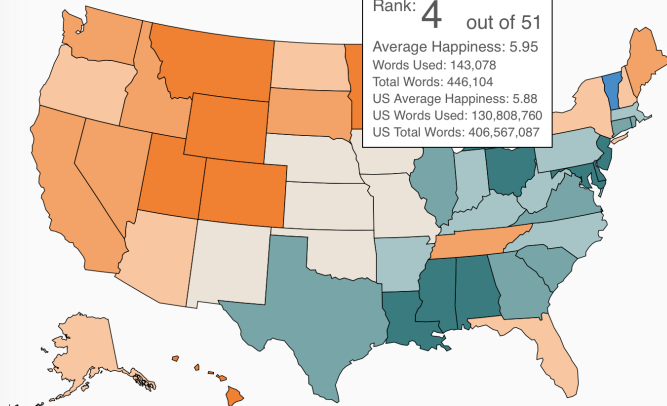
Words Used: 143,078

Total Words: 446,104

US Average Happiness: 5.88

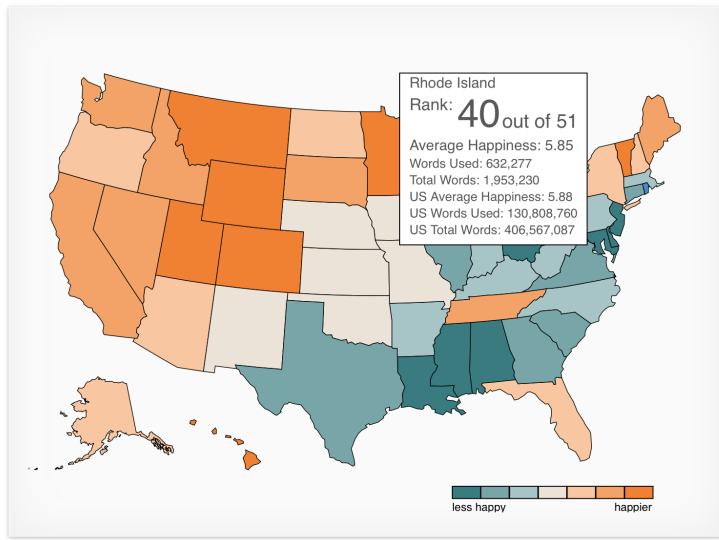
US Words Used: 130,808,760

US Total Words: 406,567,087



Average Happiness of United States for

2013



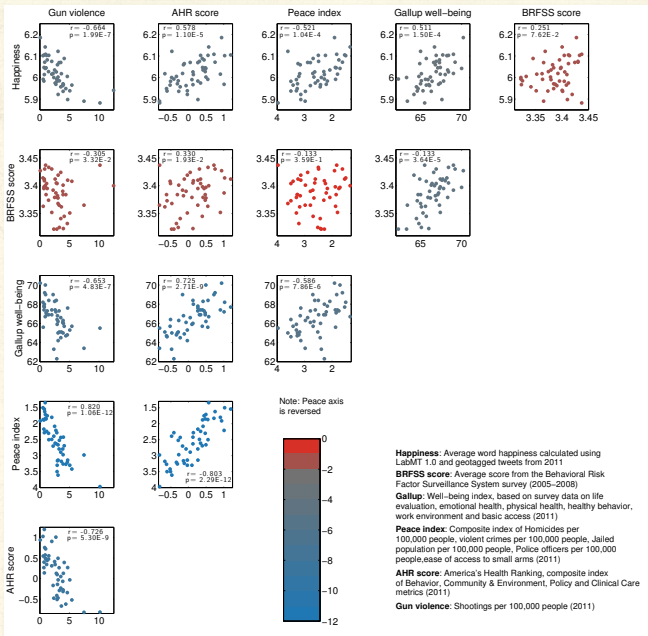
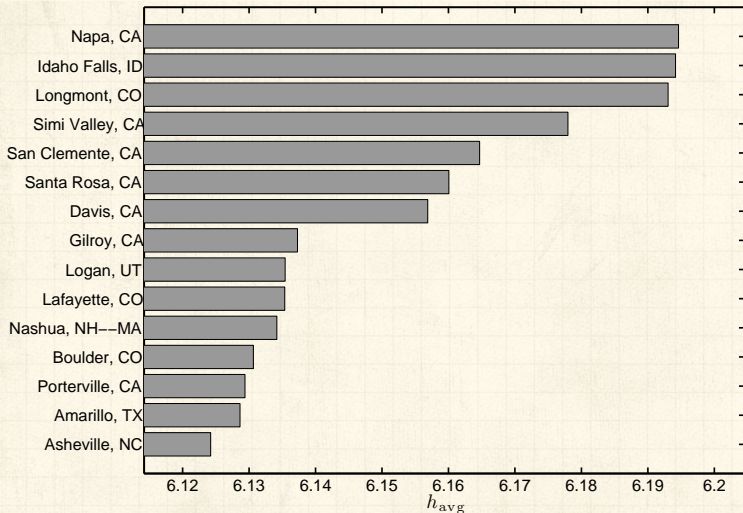
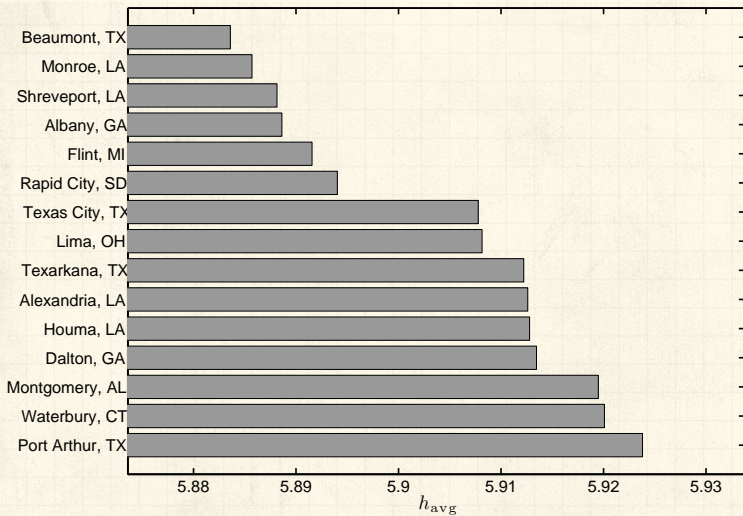


FIG. 2: Scatter plot matrix of correlations between different well-being measures. Points are colored by p -value, statistically insignificant correlations above $p = 0.01$ are shown in red. Spearman's r and p -value are reported in the inset.

Happiest Cities:



Saddest Cities (Sorry Beaumont):



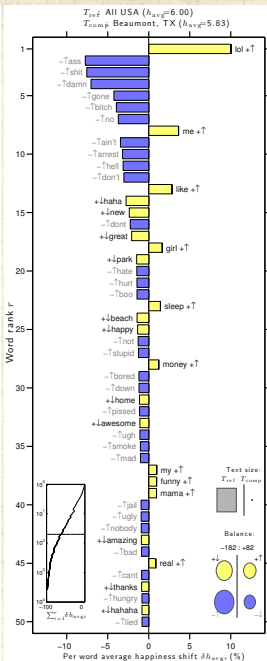
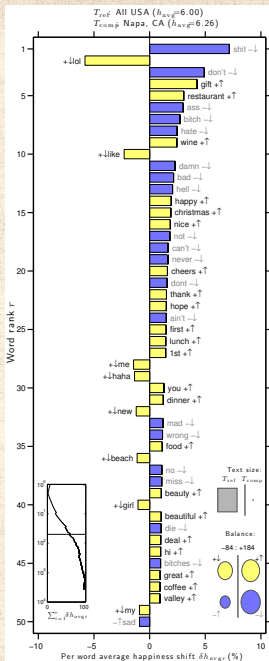
Introduction

Measurement

Happiness

- Some motivation
- Measuring emotional content
- Hedonometer
- Analysis
- Songs
- Blogs
- SOTU
- A Better Lexical Lens
- Geography
- Movement
- Extras

References



The Today Show

TODAY 



TAKE 1 WHY WOMEN TALK MORE THAN MEN

TODAY.COM 

05:05 / 09:00       

TODAY

Are adorable pandas worth the price of saving?



'Miracle on ice' hockey memorabilia up for auction



How to avoid retail pitfalls and shop like a pro

now



The tweet life: 3 happiest Twitter replies

Al Roker , John Legend , Chrissie Teigan 



- Some motivation
- Measuring emotional content
- Hedonometer
- Analysis
- Songs
- Blogs
- SOTU
- A Better Lexical Lens
- Geography
- Movement
- Extras

Rhode Island



LIVE THE BUZZ
THE RHOODE SHOW
America's Mood
RHODE ISLAND 32ND HAPPIEST STATE
12

Email This
View Story on a

Advertisement

Secrets Revealed
More >



- Some motivation
- Measuring emotional content
- Hedonometer
- Analysis
- Songs
- Blogs
- SOTU
- A Better Lexical Lens
- Geography
- Movement
- Extras

The Ellen DeGeneres Show

Amy Drinks in Napa

Thursday, 02.28.13 · Filed Under: [Amy: Ellen's Frightened Writer](#)



93 people like this. Be the first of your friends.



coming



[View Full List](#)

Ellen , married to Portia de Rossi  — Lindsay Bluth  — who was born in ... Horsham 




rednnneecckckkkkkkkk

2013/02/18 at 8:53 pm (Edit)



I've lived in quite a few places. The most recently Beaumont, TX. Its a pure hellhole. Hot, humid, trashy, terrible schools, corrupt government, lots of crime, no public parks or activities, terrible culture (other than crawfish boils), completely lacks diversity. This study confirms my suspicions that cities don't get any more miserable than this.

[Reply](#)

Blog post: Where is the happiest city in the US? 



- Some motivation
- Measuring emotional content
- Hedonometer
- Analysis
- Songs
- Blogs
- SOTU

A Better Lexical Lens

Geography

Movement

Extras

beaumontenterprise.com

Weather | Traffic | e-Edition | Register | Sign In

Tuesday, February 19, 2013

70°F Beaumont, TX
Clear



Search beaumont enterprise Web Search by YAHOO! Businesses

News Entertainment cat5 Sports Biz Obitis Opinion Photo Video Blogs eEdition Autos Shopping Jobs Homes

Index ▾

Check it out: The MEI | College football | Entertain photo galleries | Southeast Texas clublife | What you See? | I like 'em on Facebook

The Bayou

Biting satire, commentary & opinion Southeast-Texas style

Email | Twitter | Facebook



Eggheads find Beaumont IS the 'saddest city'

February 19, 2013 at 10:41 am by gator

SEARCH

RSS Posts Log in

Categories

General |

Beaumont Enterprise Blogs



The Bayou
Biting satire, Southeast Texas style



Newsworthy
Breaking news for Southeast Texas



Whaddya Think?
We want to hear from you



The Huddle

Comments(3) | E-mail | Print

Tweet 0 Recommend 0 +1 0

That's what some eggheads at the Department of Mathematics and Statistics at the University of Vermont have determined.

The method to their madness? **Twitter**. They say they plotted 10 million geotagged Tweets in 2011.





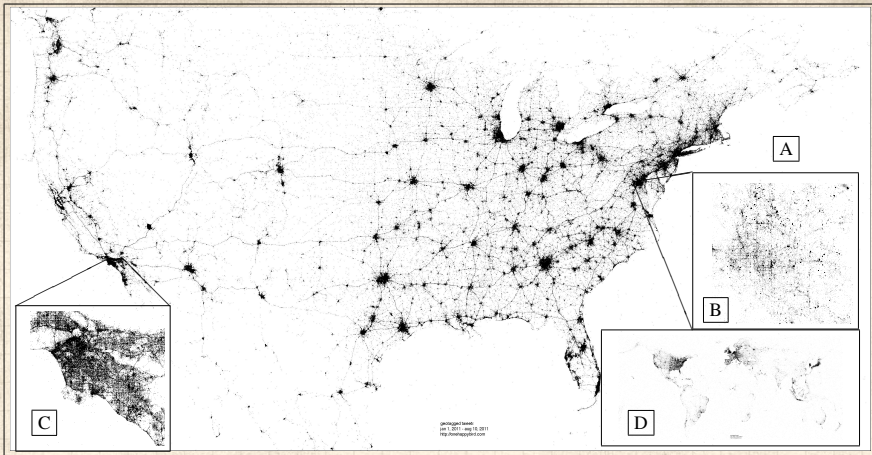



Figure 1. Each point corresponds to a geo-located tweet posted between 1/1/11 and 8/10/11. Twitter activity seems to correlate with urban areas. Note that the image contains no cartographic borders, simply a small dot for each message. Insets: **A** (U.S.), **B** (Washington, D.C.), **C** (Los Angeles, C.A.), and **D** (Earth).



“Happiness and the Patterns of Life: A Study of Geolocated Tweets” 

Frank et al.,

Nature Scientific Reports, **3**, 2625, 2013. ^[16]

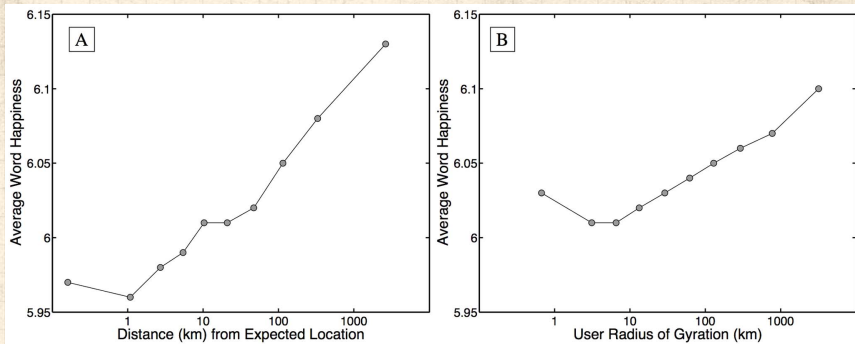
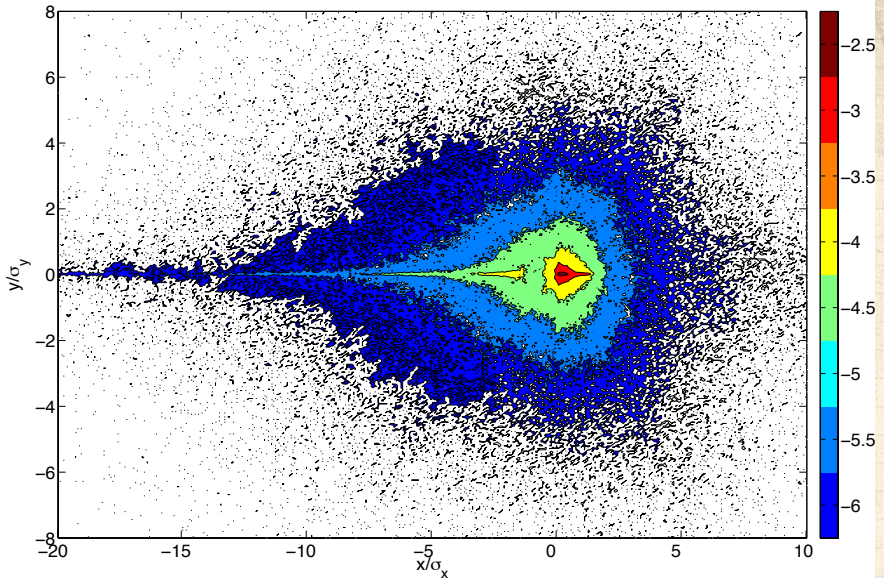


Figure 6 | (A) Average happiness of words written as a function of distance from an author's expected location, with tweets grouped into ten equally populated bins. Expressed happiness grows logarithmically with distance distance from expected location. (B) A similar trend is observed when individuals are grouped into ten equally populated bins according to their gyradius. Both trends persist through variations in binning and different measures of mobility.



We grow fonder as we wander.



Raw movement patterns agree with cell phone data findings. [18]

For cell phone data: Time spent at locations decays as an

MR

Summarize the PNAS article entitled "Human language reveals a universal positivity bias" by Peter Sheridan Dodds, Eric M Clark, Suma Desu, Morgan R Frank, Andrew J Reagan, Jake Ryland Williams, Lewis Mitchell, Kameron Decker Harris, Isabel M Kloumann, James P Bagrow, Karine Megerdooomian, Matthew T McMahon, Brian F Tivnan, and Christopher M Danforth. Write the summary in a rhyming scheme like Dr. Seuss.

2 / 2 >



This study looked at language, and what it can teach,
About how people express themselves when they speak.
The researchers analyzed words that were used,
To see if there was a bias, positive or abused.



And what they found was quite revealing,
A positivity bias, all people revealing.
From English to Chinese, to Spanish and more,
People speak positively, that's what the data bore.

Words like "love" and "happy" are used with more weight,
Than negative ones like "hate" that people debate.
This bias is universal, across all tongues,
A happy outlook, with few pessimistic lungs.

So next time you're talking, try to keep in mind,
That positive words can be quite a find.
They make people happier, and that's no fable,
As this study shows, with language on the table.

MR

Summarize the PLOS one publication entitled "The Geography of Happiness: Connecting Twitter Sentiment and Expression, Demographics, and Objective Characteristics of Place" by Lewis Mitchell, Morgan R. Frank, Kameron Decker Harris, Peter Sheridan Dodds, and Christopher M. Danforth using a rhyme scheme like Dr. Seuss



In this study of sentiment on Twitter,
The authors sought to see if they could deliver
A connection between happiness and place,
By analyzing tweets and what they could trace.



They found that location played a big part,
In the positivity of a Twitter art,
With income, education, and nature too,
All contributing to a happier view.

The words people used were also telling,
In happier places, there was more yelling,
About love and friends and other good things,
And fewer mentions of money or bling.

Overall, the study makes clear,
That social media data can help us steer,
Towards a better understanding of community well-being,
And how we can improve it, by seeing what we're feeling.

MR

Summarize the PLOS one publication entitles "The Geography of Happiness: Connecting Twitter Sentiment and Expression, Demographics, and Objective Characteristics of Place" by Lewis Mitchell, Morgan R. Frank, Kameron Decker Harris, Peter Sheridan Dodds, and Christopher M. Danforth. Write the summary as a sad poem in the style of Edgar Allen Poe.



Upon Twitter's vast and dreary plain,
A study sought to find what brings us pain,
By analyzing tweets from sea to sea,
To uncover what plagues our society.

"The Geography of Happiness" was its name,
A study in PLOS ONE that sought to claim,
That our well-being is tied to location,
And objective factors cause our damnation.

Income, education, and access to nature,
Were all factors that could shape our future,
And the sentiment expressed on Twitter,
Could reveal what makes us bitter.

In sad communities, words were often bleak,
Depression, suicide, and loneliness we'd seek,
But in happier places, joy was all around,
Hope, laughter, and love could be easily found.

So take heed, dear reader, and look around,
Your community's health may be easily found,
In the words that we tweet and the things that we say,
Our well-being is tied to our environment, come what may.



Introduction

Measurement

Happiness

Some motivation

Measuring emotional content

Hedonometer

Analysis

Songs

Blogs

SOTU

A Better Lexical Lens

Geography

Movement

Extras

References



Quokka Labs



Some motivation

Measuring emotional content

Hedonometer

Analysis

Songs

Blogs

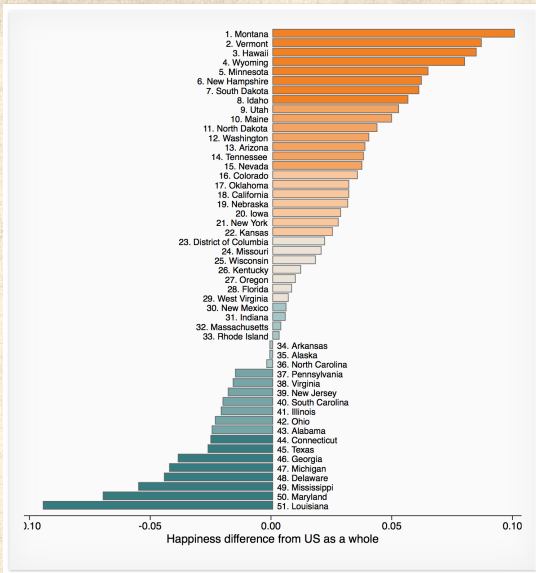
SOTU

A Better Lexical Lens

Geography

Movement

Extras



Developmental Sankey diagrams [states](#) and [cities](#).



Or here: Facebook Lexicon Sentiment Analysis (2008)

The PoCVerse
Finding Happiness
152 of 166

Introduction

Measurement

Happiness

Some motivation

Measuring emotional content

Hedonometer

Analysis

Songs

Blogs

SOTU

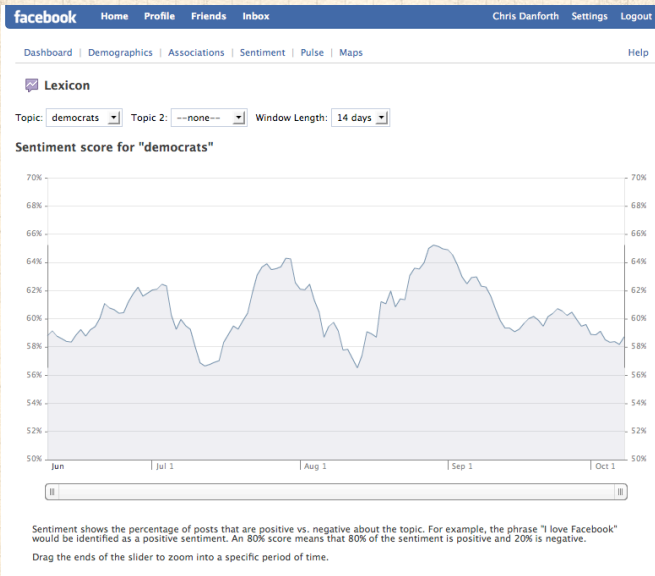
A Better Lexical Lens

Geography

Movement

Extras

References



Facebook Lexicon Sentiment Analysis

The PoCverse
Finding Happiness
153 of 166

Introduction

Measurement

Happiness

Some motivation

Measuring emotional content

Hedonometer

Analysis

Songs

Blogs

SOTU

A Better Lexical Lens

Geography

Movement

Extras

References

Binary decision on emotional content



Limitation: Sentiments are classified as either **positive** or **negative**.


'I like Sarah Palin' **given same score** as 'Sarah Palin's voice fills me with unbridled joy!'



References I

- [1] C. A. Bliss, I. M. Kloumann, K. D. Harris, C. M. Danforth, and P. S. Dodds.

Twitter reciprocal reply networks exhibit assortativity with respect to happiness.

[Journal of Computational Science](#), 3:388–397, 2012. pdf 

- [2] M. M. Bradley and P. J. Lang.

Affective norms for English words (ANEW): Stimuli, instruction manual and affective ratings.

Technical report c-1, University of Florida, Gainesville, FL, 1999.

- [3] H. Chang.

[Inventing temperature: Measurement and scientific progress.](#)
Oxford University Press, 2004.



References II

- [4] E. M. Cody, A. J. Reagan, P. S. Dodds, and C. M. Danforth.
Public opinion polling with Twitter, 2016.
Available online at <https://arxiv.org/abs/1608.02024>. pdf ↗
- [5] T. Conner Christensen, L. Feldman Barrett, E. Bliss-Moreau,
K. Lebo, and C. Kaschub.
A practical guide to experience-sampling procedures.
[Journal of Happiness Studies](#), 4:53–78, 2003.
- [6] M. Csikszentmihalyi.
Flow.
Harper & Row, New York, 1990.
- [7] M. Csikszentmihalyi, R. Larson, and S. Prescott.
The ecology of adolescent activity and experience.
[Journal of Youth and Adolescence](#), 6:281–294, 1977.



- [8] E. Diener and M. Y. Chan.
Happy people live longer: Subjective well-being contributes to health and longevity.

[Applied Psychology: Health and Well-Being, 3:1–43, 2011.](#)

[pdf](#) 

- [9] P. S. Dodds, T. Alshaabi, M. I. Fudolig, J. W. Zimmerman, J. Lovato, S. Beaulieu, J. R. Minot, M. V. Arnold, A. J. Reagan, and C. M. Danforth.

Ousiometrics and Telegnomics: The essence of meaning conforms to a two-dimensional powerful-weak and dangerous-safe framework with diverse corpora presenting a safety bias, 2021.

Available online at <https://arxiv.org/abs/2110.06847>. [pdf](#) 



References IV

- [10] P. S. Dodds, E. M. Clark, S. Desu, M. R. Frank, A. J. Reagan, J. R. Williams, L. Mitchell, K. D. Harris, I. M. Kloumann, J. P. Bagrow, K. Megerdooian, M. T. McMahon, B. F. Tivnan, and C. M. Danforth.

Human language reveals a universal positivity bias.


Proc. Natl. Acad. Sci., 112(8):2389–2394, 2015.

Available online at

<http://www.pnas.org/content/112/8/2389.pdf> 

- [11] P. S. Dodds and C. M. Danforth.

Measuring the happiness of large-scale written expression:
Songs, blogs, and presidents.

Journal of Happiness Studies, 11(4):441–456, 2009. [pdf](#) 



- [12] P. S. Dodds and C. M. Danforth.
Measuring the happiness of large-scale written expression:
songs, blogs, and presidents.
[Journal of Happiness Studies](#), 2009.
[doi:10.1007/s10902-009-9150-9](https://doi.org/10.1007/s10902-009-9150-9). pdf ↗
- [13] P. S. Dodds, K. D. Harris, I. M. Kloumann, C. A. Bliss, and
C. M. Danforth.
Temporal patterns of happiness and information in a global
social network: Hedonometrics and Twitter.
[PLoS ONE](#), 6:e26752, 2011. pdf ↗
- [14] R. A. Easterlin.
Income and happiness: towards a unified theory.
[The Economic Journal](#), 111:465–484, 2001. pdf ↗





References VI

- [15] R. A. Easterlin.
Explaining happiness.
[Proc. Natl. Acad. Sci.](#), 100:11176–11183, 2003. pdf ↗
- [16] M. R. Frank, L. Mitchell, P. S. Dodds, and C. M. Danforth.
Happiness and the patterns of life: A study of geolocated
Tweets.
[Nature Scientific Reports](#), 3:2625, 2013. pdf ↗
- [17] R. J. Gallagher, M. R. Frank, L. Mitchell, A. J. Schwartz, A. J.
Reagan, C. M. Danforth, and P. S. Dodds.
Generalized word shift graphs: A method for visualizing and
explaining pairwise comparisons between texts.
[EPJ Data Science](#), 10:4, 2021.
Available online at <https://arxiv.org/abs/2008.02250>. pdf ↗




References VII

- [18] M. C. González, C. A. Hidalgo, and A.-L. Barabási.
Understanding individual human mobility patterns.
Nature, 453:779–782, 2008. [pdf](#) 
- [19] T. J. Gray, C. M. Danforth, and P. S. Dodds.
Hahahahaha, Duuuuude, Yeeesss!: A two-parameter
characterization of stretchable words and the dynamics of
mistypings and misspellings.
PLOS ONE, 15:e0232938, 2020.
Available online at <https://arxiv.org/abs/1907.03920>. [pdf](#) 
- [20] H. Gunaratana.
Mindfulness in Plain English.
Wisdom Publications, Somerville, Massachusetts, 1992.
- [21] E. Hoffer.
The Passionate State of Mind: And Other Aphorisms.
Buccaneer Books, 1954.



References VIII

- [22] A. R. Jensen.
Bias in mental testing.
ERIC, 1980.
- [23] W. T. Jones.
The Classical Mind.
Harcourt, Brace, Jovanovich, New York, 1970.
- [24] D. Kahneman, A. B. Krueger, D. A. Schkade, N. Schwarz,
and A. A. Stone.
A survey method for characterizing daily life experience: The
day reconstruction method.
Science, 306(5702):1776–1780, 2004. pdf 



References IX

- [25] K. Kennedy Townsend.
The Pursuit of Happiness: What the Founders meant—And didn't.
The Atlantic, 2011.
<http://www.theatlantic.com/business/archive/2011/06/the-pursuit-of-happiness-what-the-founders-meant-and-didnt/240708/>.
- [26] K. Kennedy Townsend.
What makes life worthwhile? GDP won't tell you.
The Atlantic, 2011.
<http://www.theatlantic.com/business/archive/2011/06/what-makes-life-worthwhile-gdp-wont-tell-you/240343/>.





References X

- [27] M. A. Killingsworth and D. T. Gilbert.
A wondering mind is an unhappy mind.
Science, 330:932, 2010. pdf ↗
- [28] I. M. Kloumann, C. M. Danforth, K. D. Harris, C. A. Bliss,
and P. S. Dodds.
Positivity of the English language.
PLoS ONE, 7:e29484, 2012. pdf ↗
- [29] R. Layard.
Happiness.
The Penguin Press, London, 2005.
- [30] S. Lyubomirsky.
The How of Happiness.
The Penguin Press, New York, 2007.





References XI

- [31] C. Martinelli and S. W. Parker.
Deception and misreporting in a social program.
forthcoming in *Journal of the European Economic Association*, 2007. [pdf](#) 
- [32] S. McCloud.
Making Comics.
William Morrow, 2006.
- [33] A. Mehrabian and J. A. Russell.
An Approach to Environmental Psychology.
MIT Press, 1974.
- [34] G. Miller.
Social Scientists wade into the Tweet stream.
Science, 333:1814–1815, 2011. [pdf](#) 



References XII

- [35] L. Mitchell, M. R. Frank, K. D. Harris, P. S. Dodds, and C. M. Danforth.
The geography of happiness: Connecting Twitter sentiment and expression, demographics, and objective characteristics of place.
[PLoS ONE](#), 8:e64417, 2013. pdf 
- [36] C. Osgood, G. Suci, and P. Tannenbaum.
The Measurement of Meaning.
University of Illinois, Urbana, IL, 1957.
- [37] A. J. Reagan, B. F. Tivnan, J. R. Williams, C. M. Danforth, and P. S. Dodds.
Sentiment analysis methods for understanding large-scale texts: A case for using continuum-scored words and word shift graphs.
[EPJ Data Science](#), 6, 2017. pdf 



References XIII

The PoCSverse
Finding Happiness
166 of 166

Introduction

Measurement

Happiness

Some motivation

Measuring emotional content

Hedonometer

Analysis

Songs

Blogs

SOTU

A Better Lexical Lens

Geography

Movement

Extras

References

[38] E. Sandhaus.

The New York Times Annotated Corpus.

Linguistic Data Consortium, Philadelphia, 2008.

Available online at: <https://doi.org/10.35111/77ba-9x74>.

[39] D. Sobel.

Longitude: The True Story of a Lone Genius Who Solved the
Greatest Scientific Problem of His Time.

Bloomsbury Publishing, US, 2007.

