

Optimal Supply Networks

Complex Networks
CSYS/MATH 303, Spring, 2011

Prof. Peter Dodds

Department of Mathematics & Statistics
Center for Complex Systems
Vermont Advanced Computing Center
University of Vermont



Introduction

Optimal branching

Murray's law

Murray meets Tokunaga

Single Source

Geometric argument

Blood networks

River networks

Distributed Sources

Facility location

Size-density law

Cartograms

A reasonable derivation

Global redistribution networks

Public versus Private

References



Outline

Introduction

Optimal branching

Murray's law

Murray meets Tokunaga

Single Source

Geometric argument

Blood networks

River networks

Distributed Sources

Facility location

Size-density law

Cartograms

A reasonable derivation

Global redistribution networks

Public versus Private

References

Introduction

Optimal branching

Murray's law

Murray meets Tokunaga

Single Source

Geometric argument

Blood networks

River networks

Distributed Sources

Facility location

Size-density law

Cartograms

A reasonable derivation

Global redistribution networks

Public versus Private

References



Introduction

Optimal branching

Murray's law

Murray meets Tokunaga

Single Source

Geometric argument

Blood networks

River networks

Distributed Sources

Facility location

Size-density law

Cartograms

A reasonable derivation

Global redistribution networks

Public versus Private

References



Optimal supply networks

What's the best way to distribute stuff?

- ▶ Stuff = medical services, energy, people,
- ▶ Some fundamental network problems:
 1. Distribute stuff from a single source to many sinks
 2. Distribute stuff from many sources to many sinks
 3. Redistribute stuff between nodes that are both sources and sinks
- ▶ Supply and Collection are equivalent problems

Introduction

Optimal branching

Murray's law

Murray meets Tokunaga

Single Source

Geometric argument

Blood networks

River networks

Distributed Sources

Facility location

Size-density law

Cartograms

A reasonable derivation

Global redistribution networks

Public versus Private

References



What's the best way to distribute stuff?

- ▶ **Stuff = medical services, energy, people,**
- ▶ **Some fundamental network problems:**
 1. Distribute stuff from a single source to many sinks
 2. Distribute stuff from many sources to many sinks
 3. Redistribute stuff between nodes that are both sources and sinks
- ▶ **Supply and Collection are equivalent problems**

Introduction

Optimal branching

Murray's law

Murray meets Tokunaga

Single Source

Geometric argument

Blood networks

River networks

Distributed Sources

Facility location

Size-density law

Cartograms

A reasonable derivation

Global redistribution networks

Public versus Private

References



What's the best way to distribute stuff?

- ▶ Stuff = medical services, energy, people,
- ▶ **Some** fundamental network problems:
 1. Distribute stuff from a single source to many sinks
 2. Distribute stuff from many sources to many sinks
 3. Redistribute stuff between nodes that are both sources and sinks
- ▶ Supply and Collection are equivalent problems

Introduction

Optimal branching

Murray's law

Murray meets Tokunaga

Single Source

Geometric argument

Blood networks

River networks

Distributed Sources

Facility location

Size-density law

Cartograms

A reasonable derivation

Global redistribution networks

Public versus Private

References



What's the best way to distribute stuff?

- ▶ Stuff = medical services, energy, people,
- ▶ **Some** fundamental network problems:
 1. Distribute stuff from a **single source** to **many sinks**
 2. Distribute stuff from **many sources** to **many sinks**
 3. **Redistribute** stuff between nodes that are both sources and sinks
- ▶ Supply and Collection are equivalent problems

Introduction

Optimal branching

Murray's law

Murray meets Tokunaga

Single Source

Geometric argument

Blood networks

River networks

Distributed Sources

Facility location

Size-density law

Cartograms

A reasonable derivation

Global redistribution networks

Public versus Private

References



What's the best way to distribute stuff?

- ▶ Stuff = medical services, energy, people,
- ▶ **Some** fundamental network problems:
 1. Distribute stuff from a **single source** to **many sinks**
 2. Distribute stuff from **many sources** to many sinks
 3. **Redistribute** stuff between nodes that are both sources and sinks
- ▶ Supply and Collection are equivalent problems

Introduction

Optimal branching

Murray's law

Murray meets Tokunaga

Single Source

Geometric argument

Blood networks

River networks

Distributed Sources

Facility location

Size-density law

Cartograms

A reasonable derivation

Global redistribution networks

Public versus Private

References



What's the best way to distribute stuff?

- ▶ Stuff = medical services, energy, people,
- ▶ **Some** fundamental network problems:
 1. Distribute stuff from a **single source** to **many sinks**
 2. Distribute stuff from **many sources** to many sinks
 3. **Redistribute** stuff between nodes that are both sources and sinks
- ▶ Supply and Collection are equivalent problems

Introduction

Optimal branching

Murray's law

Murray meets Tokunaga

Single Source

Geometric argument

Blood networks

River networks

Distributed Sources

Facility location

Size-density law

Cartograms

A reasonable derivation

Global redistribution networks

Public versus Private

References



What's the best way to distribute stuff?

- ▶ Stuff = medical services, energy, people,
- ▶ **Some** fundamental network problems:
 1. Distribute stuff from a **single source** to **many sinks**
 2. Distribute stuff from **many sources** to many sinks
 3. **Redistribute** stuff between nodes that are both sources and sinks
- ▶ Supply and Collection are equivalent problems

Introduction

Optimal branching

Murray's law

Murray meets Tokunaga

Single Source

Geometric argument

Blood networks

River networks

Distributed Sources

Facility location

Size-density law

Cartograms

A reasonable derivation

Global redistribution networks

Public versus Private

References



Basic Q for distribution/supply networks:

- ▶ How does flow behave given cost:

$$C = \sum_j I_j^\gamma Z_j$$

where

I_j = current on link j

and

Z_j = link j 's impedance?

- ▶ Example: $\gamma = 2$ for electrical networks.

Introduction

Optimal branching

Murray's law

Murray meets Tokunaga

Single Source

Geometric argument

Blood networks

River networks

Distributed Sources

Facility location

Size-density law

Cartograms

A reasonable derivation

Global redistribution networks

Public versus Private

References



Basic Q for distribution/supply networks:

- ▶ How does flow behave given cost:

$$C = \sum_j I_j^\gamma Z_j$$

where

I_j = current on link j

and

Z_j = link j 's impedance?

- ▶ Example: $\gamma = 2$ for electrical networks.

Introduction

Optimal branching

Murray's law

Murray meets Tokunaga

Single Source

Geometric argument

Blood networks

River networks

Distributed Sources

Facility location

Size-density law

Cartograms

A reasonable derivation

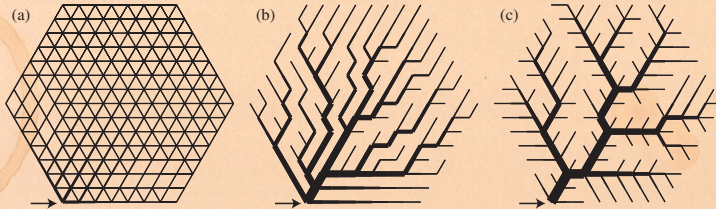
Global redistribution networks

Public versus Private

References



Single source optimal supply



- (a) $\gamma > 1$: Braided (bulk) flow
- (b) $\gamma < 1$: Local minimum: Branching flow
- (c) $\gamma < 1$: Global minimum: Branching flow

From Bohn and Magnasco [3]

See also Banavar et al. [1]

Introduction

Optimal branching

Murray's law

Murray meets Tokunaga

Single Source

Geometric argument

Blood networks

River networks

Distributed Sources

Facility location

Size-density law

Cartograms

A reasonable derivation

Global redistribution networks

Public versus Private

References



Introduction

Optimal branching

Murray's law

Murray meets Tokunaga

Single Source

Geometric argument

Blood networks

River networks

Distributed Sources

Facility location

Size-density law

Cartograms

A reasonable derivation

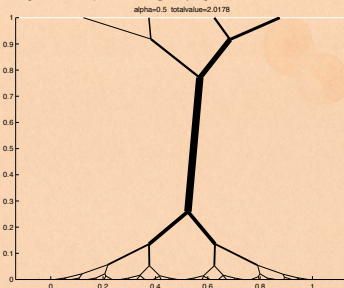
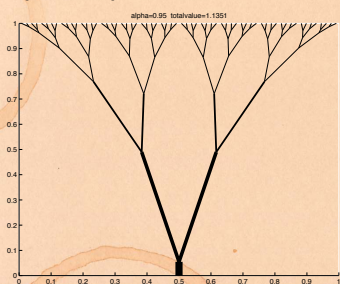
Global redistribution networks

Public versus Private

References

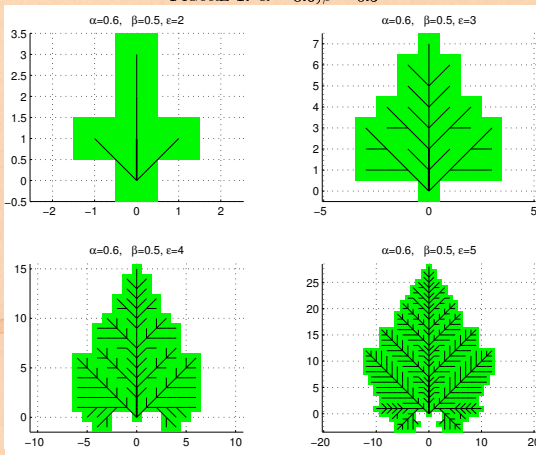


Optimal paths related to transport (Monge) problems:



Xia (2003) [28]

FIGURE 1. $\alpha = 0.6, \beta = 0.5$



Introduction

Optimal branching

- Murray's law
- Murray meets Tokunaga

Single Source

- Geometric argument
- Blood networks
- River networks

Distributed Sources

- Facility location
- Size-density law
- Cartograms
- A reasonable derivation
- Global redistribution networks
- Public versus Private


References



Xia (2007) [27]

Growing networks:

FIGURE 3. A maple leaf



Introduction

Optimal branching

- Murray's law
- Murray meets Tokunaga

Single Source

- Geometric argument
- Blood networks
- River networks

Distributed Sources

- Facility location
- Size-density law
- Cartograms
- A reasonable derivation
- Global redistribution networks
- Public versus Private

References



An immensely controversial issue...

- ▶ The form of river networks and blood networks: optimal or not? [26, 2, 5, 4]

Two observations:

- ▶ Self-similar networks appear everywhere in nature for single source supply/single sink collection.
- ▶ Real networks differ in details of scaling but reasonably agree in scaling relations.

Introduction

Optimal branching

Murray's law

Murray meets Tokunaga

Single Source

Geometric argument

Blood networks

River networks

Distributed Sources

Facility location

Size-density law

Cartograms

A reasonable derivation

Global redistribution networks

Public versus Private

References



Single source optimal supply

An immensely controversial issue...

- ▶ The form of river networks and blood networks: optimal or not? [26, 2, 5, 4]

Two observations:

- ▶ Self-similar networks appear everywhere in nature for single source supply/single sink collection.
- ▶ Real networks differ in details of scaling but reasonably agree in scaling relations.

Introduction

Optimal branching

Murray's law

Murray meets Tokunaga

Single Source

Geometric argument

Blood networks

River networks

Distributed Sources

Facility location

Size-density law

Cartograms

A reasonable derivation

Global redistribution networks

Public versus Private

References



Single source optimal supply

An immensely controversial issue...

- ▶ The form of river networks and blood networks: optimal or not? [26, 2, 5, 4]

Two observations:

- ▶ Self-similar networks appear everywhere in nature for single source supply/single sink collection.
- ▶ Real networks differ in details of scaling but reasonably agree in scaling relations.

Introduction

Optimal branching

Murray's law

Murray meets Tokunaga

Single Source

Geometric argument

Blood networks

River networks

Distributed Sources

Facility location

Size-density law

Cartograms

A reasonable derivation

Global redistribution networks

Public versus Private

References



Optimality:

- ▶ Optimal channel networks ^[16]
- ▶ Thermodynamic analogy ^[17]

versus...

Randomness:

- ▶ Scheidegger's directed random networks
- ▶ Undirected random networks

Introduction

Optimal branching

Murray's law

Murray meets Tokunaga

Single Source

Geometric argument

Blood networks

River networks

Distributed Sources

Facility location

Size-density law

Cartograms

A reasonable derivation

Global redistribution networks

Public versus Private

References



Optimality:

- ▶ Optimal channel networks ^[16]
- ▶ Thermodynamic analogy ^[17]

versus...

Randomness:

- ▶ Scheidegger's directed random networks
- ▶ Undirected random networks

Introduction

Optimal branching

- Murray's law
- Murray meets Tokunaga

Single Source

- Geometric argument
- Blood networks
- River networks

Distributed Sources

- Facility location
- Size-density law
- Cartograms
- A reasonable derivation
- Global redistribution networks
- Public versus Private

References



Outline

Introduction

Optimal branching

Murray's law

Murray meets Tokunaga

Single Source

Geometric argument

Blood networks

River networks

Distributed Sources

Facility location

Size-density law

Cartograms

A reasonable derivation

Global redistribution networks

Public versus Private

References

Introduction

Optimal branching

Murray's law

Murray meets Tokunaga

Single Source

Geometric argument

Blood networks

River networks

Distributed Sources

Facility location

Size-density law

Cartograms

A reasonable derivation

Global redistribution networks

Public versus Private

References



Optimization approaches

Cardiovascular networks:

- ▶ Murray's law (1926) connects branch radii at forks: [14, 13, 15, 10, 22]

$$r_0^3 = r_1^3 + r_2^3$$

where r_0 = radius of main branch
and r_1 and r_2 are radii of sub-branches.

- ▶ See D'Arcy Thompson's "On Growth and Form" for background inspiration [21, 22].
- ▶ Calculation assumes Poiseuille flow (⊕).
- ▶ Holds up well for outer branchings of blood networks.
- ▶ Also found to hold for trees [15, 11, 12].
- ▶ Use hydraulic equivalent of Ohm's law:

$$\Delta p = \Phi Z \Leftrightarrow V = IR$$

Introduction

Optimal branching

Murray's law

Murray meets Tokunaga

Single Source

Geometric argument

Blood networks

River networks

Distributed Sources

Facility location

Size-density law

Cartograms

A reasonable derivation

Global redistribution networks

Public versus Private

References



Optimization approaches

Cardiovascular networks:

- ▶ Murray's law (1926) connects branch radii at forks: [14, 13, 15, 10, 22]

$$r_0^3 = r_1^3 + r_2^3$$

where r_0 = radius of main branch
and r_1 and r_2 are radii of sub-branches.

- ▶ See D'Arcy Thompson's "On Growth and Form" for background inspiration [21, 22].
- ▶ Calculation assumes Poiseuille flow (⊕).
- ▶ Holds up well for outer branchings of blood networks.
- ▶ Also found to hold for trees [15, 11, 12].
- ▶ Use hydraulic equivalent of Ohm's law:

$$\Delta p = \Phi Z \Leftrightarrow V = IR$$

Introduction

Optimal branching

Murray's law

Murray meets Tokunaga

Single Source

Geometric argument

Blood networks

River networks

Distributed
Sources

Facility location

Size-density law

Cartograms

A reasonable derivation

Global redistribution
networks

Public versus Private

References



Optimization approaches

Cardiovascular networks:

- ▶ Murray's law (1926) connects branch radii at forks: [14, 13, 15, 10, 22]

$$r_0^3 = r_1^3 + r_2^3$$

where r_0 = radius of main branch
and r_1 and r_2 are radii of sub-branches.

- ▶ See D'Arcy Thompson's "On Growth and Form" for background inspiration [21, 22].
- ▶ Calculation assumes Poiseuille flow (⊕).
- ▶ Holds up well for outer branchings of blood networks.
- ▶ Also found to hold for trees [15, 11, 12].
- ▶ Use hydraulic equivalent of Ohm's law:

$$\Delta p = \Phi Z \Leftrightarrow V = IR$$

Introduction

Optimal branching

Murray's law

Murray meets Tokunaga

Single Source

Geometric argument

Blood networks

River networks

Distributed Sources

Facility location

Size-density law

Cartograms

A reasonable derivation

Global redistribution networks

Public versus Private

References



Optimization approaches

Cardiovascular networks:

- ▶ Murray's law (1926) connects branch radii at forks: [14, 13, 15, 10, 22]

$$r_0^3 = r_1^3 + r_2^3$$

where r_0 = radius of main branch
and r_1 and r_2 are radii of sub-branches.

- ▶ See D'Arcy Thompson's "On Growth and Form" for background inspiration [21, 22].
- ▶ Calculation assumes Poiseuille flow (⊕).
- ▶ Holds up well for outer branchings of blood networks.
- ▶ Also found to hold for trees [15, 11, 12].
- ▶ Use hydraulic equivalent of Ohm's law:

$$\Delta p = \Phi Z \Leftrightarrow V = IR$$

Introduction

Optimal branching

Murray's law

Murray meets Tokunaga

Single Source

Geometric argument

Blood networks

River networks

Distributed Sources

Facility location

Size-density law

Cartograms

A reasonable derivation

Global redistribution networks

Public versus Private

References



Optimization approaches

Cardiovascular networks:

- ▶ Murray's law (1926) connects branch radii at forks: [14, 13, 15, 10, 22]

$$r_0^3 = r_1^3 + r_2^3$$

where r_0 = radius of main branch
and r_1 and r_2 are radii of sub-branches.

- ▶ See D'Arcy Thompson's "On Growth and Form" for background inspiration [21, 22].
- ▶ Calculation assumes Poiseuille flow (⊕).
- ▶ Holds up well for outer branchings of blood networks.
- ▶ Also found to hold for trees [15, 11, 12].
- ▶ Use hydraulic equivalent of Ohm's law:

$$\Delta p = \Phi Z \Leftrightarrow V = IR$$

Introduction

Optimal branching

Murray's law

Murray meets Tokunaga

Single Source

Geometric argument

Blood networks

River networks

Distributed
Sources

Facility location

Size-density law

Cartograms

A reasonable derivation

Global redistribution
networks

Public versus Private

References



Optimization approaches

Cardiovascular networks:

- ▶ Fluid mechanics: Poiseuille impedance (\boxplus) for smooth flow in a tube of radius r and length ℓ :

$$Z = \frac{8\eta\ell}{\pi r^4}$$

where $\eta =$ dynamic viscosity (\boxplus) (units: $ML^{-1}T^{-1}$).

- ▶ Power required to overcome impedance:

$$P_{\text{drag}} = \Phi \Delta p = \Phi^2 Z.$$

- ▶ Also have rate of energy expenditure in maintaining blood:

$$P_{\text{metabolic}} = cr^2\ell$$

where c is a metabolic constant.

Introduction

Optimal branching

Murray's law

Murray meets Tokunaga

Single Source

Geometric argument

Blood networks

River networks

Distributed Sources

Facility location

Size-density law

Cartograms

A reasonable derivation

Global redistribution networks

Public versus Private

References



Optimization approaches

Cardiovascular networks:

- ▶ Fluid mechanics: Poiseuille impedance (\boxplus) for smooth flow in a tube of radius r and length ℓ :

$$Z = \frac{8\eta\ell}{\pi r^4}$$

where $\eta =$ dynamic viscosity (\boxplus) (units: $ML^{-1}T^{-1}$).

- ▶ Power required to overcome impedance:

$$P_{\text{drag}} = \Phi \Delta p = \Phi^2 Z.$$

- ▶ Also have rate of energy expenditure in maintaining blood:

$$P_{\text{metabolic}} = cr^2\ell$$

where c is a metabolic constant.

Introduction

Optimal branching

Murray's law

Murray meets Tokunaga

Single Source

Geometric argument

Blood networks

River networks

Distributed Sources

Facility location

Size-density law

Cartograms

A reasonable derivation

Global redistribution networks

Public versus Private

References



Optimization approaches

Cardiovascular networks:

- ▶ Fluid mechanics: Poiseuille impedance (\boxplus) for smooth flow in a tube of radius r and length ℓ :

$$Z = \frac{8\eta\ell}{\pi r^4}$$

where $\eta =$ dynamic viscosity (\boxplus) (units: $ML^{-1}T^{-1}$).

- ▶ Power required to overcome impedance:

$$P_{\text{drag}} = \Phi\Delta p = \Phi^2 Z.$$

- ▶ Also have rate of energy expenditure in maintaining blood:

$$P_{\text{metabolic}} = cr^2\ell$$

where c is a metabolic constant.

Introduction

Optimal branching

Murray's law

Murray meets Tokunaga

Single Source

Geometric argument

Blood networks

River networks

Distributed Sources

Facility location

Size-density law

Cartograms

A reasonable derivation

Global redistribution networks

Public versus Private

References



Aside on P_{drag}

- ▶ Work done = $F \cdot d$ = energy transferred by force F
- ▶ Power = P = rate work is done = $F \cdot v$
- ▶ Δp = Force per unit area
- ▶ Φ = Volume per unit time
= cross-sectional area \cdot velocity
- ▶ So $\Phi \Delta p$ = Force \cdot velocity

Introduction

Optimal branching

Murray's law

Murray meets Tokunaga

Single Source

Geometric argument

Blood networks

River networks

Distributed Sources

Facility location

Size-density law

Cartograms

A reasonable derivation

Global redistribution networks

Public versus Private

References



Aside on P_{drag}

- ▶ Work done = $F \cdot d$ = energy transferred by force F
- ▶ Power = P = rate work is done = $F \cdot v$
- ▶ Δp = Force per unit area
- ▶ Φ = Volume per unit time
= cross-sectional area \cdot velocity
- ▶ So $\Phi \Delta p$ = Force \cdot velocity

Introduction

Optimal branching

Murray's law

Murray meets Tokunaga

Single Source

Geometric argument

Blood networks

River networks

Distributed Sources

Facility location

Size-density law

Cartograms

A reasonable derivation

Global redistribution networks

Public versus Private

References



Aside on P_{drag}

- ▶ Work done = $F \cdot d$ = energy transferred by force F
- ▶ Power = P = rate work is done = $F \cdot v$
- ▶ Δp = Force per unit area
- ▶ Φ = Volume per unit time
= cross-sectional area \cdot velocity
- ▶ So $\Phi \Delta p$ = Force \cdot velocity

Introduction

Optimal branching

Murray's law

Murray meets Tokunaga

Single Source

Geometric argument

Blood networks

River networks

Distributed Sources

Facility location

Size-density law

Cartograms

A reasonable derivation

Global redistribution networks

Public versus Private

References



Aside on P_{drag}

- ▶ Work done = $F \cdot d$ = energy transferred by force F
- ▶ Power = P = rate work is done = $F \cdot v$
- ▶ Δp = Force per unit area
- ▶ Φ = Volume per unit time
= cross-sectional area \cdot velocity
- ▶ So $\Phi \Delta p$ = Force \cdot velocity

Introduction

Optimal branching

Murray's law

Murray meets Tokunaga

Single Source

Geometric argument

Blood networks

River networks

Distributed Sources

Facility location

Size-density law

Cartograms

A reasonable derivation

Global redistribution networks

Public versus Private

References



Aside on P_{drag}

- ▶ Work done = $F \cdot d$ = energy transferred by force F
- ▶ Power = P = rate work is done = $F \cdot v$
- ▶ Δp = Force per unit area
- ▶ Φ = Volume per unit time
= cross-sectional area \cdot velocity
- ▶ So $\Phi \Delta p$ = Force \cdot velocity

Introduction

Optimal branching

Murray's law

Murray meets Tokunaga

Single Source

Geometric argument

Blood networks

River networks

Distributed Sources

Facility location

Size-density law

Cartograms

A reasonable derivation

Global redistribution networks

Public versus Private

References



Aside on P_{drag}

- ▶ Work done = $F \cdot d$ = energy transferred by force F
- ▶ Power = P = rate work is done = $F \cdot v$
- ▶ Δp = Force per unit area
- ▶ Φ = Volume per unit time
= cross-sectional area \cdot velocity
- ▶ So $\Phi \Delta p$ = Force \cdot velocity

Introduction

Optimal branching

Murray's law

Murray meets Tokunaga

Single Source

Geometric argument

Blood networks

River networks

Distributed Sources

Facility location

Size-density law

Cartograms

A reasonable derivation

Global redistribution networks

Public versus Private

References



Murray's law:

- ▶ Total power (cost):

$$P = P_{\text{drag}} + P_{\text{metabolic}} = \Phi \frac{28\eta l}{\pi r^4} + cr^2 l$$

- ▶ Observe power increases linearly with l
- ▶ But r 's effect is nonlinear:
 - ▶ increasing r makes flow easier but increases metabolic cost (as r^2)
 - ▶ decreasing r decrease metabolic cost but impedance goes up (as r^{-4})

Introduction

Optimal branching

Murray's law

Murray meets Tokunaga

Single Source

Geometric argument

Blood networks

River networks

Distributed Sources

Facility location

Size-density law

Cartograms

A reasonable derivation

Global redistribution networks

Public versus Private

References



Murray's law:

- ▶ Total power (cost):

$$P = P_{\text{drag}} + P_{\text{metabolic}} = \Phi^2 \frac{8\eta l}{\pi r^4} + cr^2 l$$

- ▶ Observe power increases linearly with l
- ▶ But r 's effect is nonlinear:
 - ▶ increasing r makes flow easier but increases metabolic cost (as r^2)
 - ▶ decreasing r decrease metabolic cost but impedance goes up (as r^{-4})

Introduction

Optimal branching

Murray's law

Murray meets Tokunaga

Single Source

Geometric argument

Blood networks

River networks

Distributed Sources

Facility location

Size-density law

Cartograms

A reasonable derivation

Global redistribution networks

Public versus Private

References



Murray's law:

- ▶ Total power (cost):

$$P = P_{\text{drag}} + P_{\text{metabolic}} = \Phi^2 \frac{8\eta l}{\pi r^4} + cr^2 l$$

- ▶ Observe power increases linearly with l
- ▶ But r 's effect is nonlinear:
 - ▶ increasing r makes flow easier but increases metabolic cost (as r^2)
 - ▶ decreasing r decrease metabolic cost but impedance goes up (as r^{-4})

Introduction

Optimal branching

Murray's law

Murray meets Tokunaga

Single Source

Geometric argument

Blood networks

River networks

Distributed Sources

Facility location

Size-density law

Cartograms

A reasonable derivation

Global redistribution networks

Public versus Private

References



Murray's law:

- ▶ Total power (cost):

$$P = P_{\text{drag}} + P_{\text{metabolic}} = \Phi^2 \frac{8\eta \ell}{\pi r^4} + cr^2 \ell$$

- ▶ Observe power increases linearly with ℓ
- ▶ But r 's effect is nonlinear:
 - ▶ increasing r makes flow easier but increases metabolic cost (as r^2)
 - ▶ decreasing r decrease metabolic cost but impedance goes up (as r^{-4})

Introduction

Optimal branching

Murray's law

Murray meets Tokunaga

Single Source

Geometric argument

Blood networks

River networks

Distributed Sources

Facility location

Size-density law

Cartograms

A reasonable derivation

Global redistribution networks

Public versus Private

References



Murray's law:

- ▶ Total power (cost):

$$P = P_{\text{drag}} + P_{\text{metabolic}} = \Phi^2 \frac{8\eta \ell}{\pi r^4} + cr^2 \ell$$

- ▶ Observe power increases linearly with ℓ
- ▶ But r 's effect is nonlinear:
 - ▶ increasing r makes flow easier **but increases metabolic cost** (as r^2)
 - ▶ decreasing r decrease metabolic cost but impedance goes up (as r^{-4})

Introduction

Optimal branching

Murray's law

Murray meets Tokunaga

Single Source

Geometric argument

Blood networks

River networks

Distributed Sources

Facility location

Size-density law

Cartograms

A reasonable derivation

Global redistribution networks

Public versus Private

References



Murray's law:

- ▶ Total power (cost):

$$P = P_{\text{drag}} + P_{\text{metabolic}} = \Phi^2 \frac{8\eta \ell}{\pi r^4} + cr^2 \ell$$

- ▶ Observe power increases linearly with ℓ
- ▶ But r 's effect is nonlinear:
 - ▶ increasing r makes flow easier **but increases metabolic cost** (as r^2)
 - ▶ decreasing r decrease metabolic cost **but impedance goes up** (as r^{-4})

Introduction

Optimal branching

Murray's law

Murray meets Tokunaga

Single Source

Geometric argument

Blood networks

River networks

Distributed Sources

Facility location

Size-density law

Cartograms

A reasonable derivation

Global redistribution networks

Public versus Private

References



Murray's law:

- ▶ Minimize P with respect to r :

$$\frac{\partial P}{\partial r} = \frac{\partial}{\partial r} \left(\Phi^2 \frac{8\eta\ell}{\pi r^4} + cr^2\ell \right)$$

$$= -4\Phi^2 \frac{8\eta\ell}{\pi r^5} + c2r\ell = 0$$

- ▶ Rearrange/cancel/slap:

$$\Phi^2 = \frac{c\pi r^6}{16\eta} = k^2 r^6$$

where $k = \text{constant}$.

Introduction

Optimal branching

Murray's law

Murray meets Tokunaga

Single Source

Geometric argument

Blood networks

River networks

Distributed Sources

Facility location

Size-density law

Cartograms

A reasonable derivation

Global redistribution networks

Public versus Private

References



Murray's law:

- ▶ Minimize P with respect to r :

$$\begin{aligned}\frac{\partial P}{\partial r} &= \frac{\partial}{\partial r} \left(\Phi^2 \frac{8\eta l}{\pi r^4} + cr^2 l \right) \\ &= -4\Phi^2 \frac{8\eta l}{\pi r^5} + c2rl = 0\end{aligned}$$

- ▶ Rearrange/cancel/slap:

$$\Phi^2 = \frac{c\pi r^6}{16\eta} = k^2 r^6$$

where $k = \text{constant}$.

Introduction

Optimal branching

Murray's law

Murray meets Tokunaga

Single Source

Geometric argument

Blood networks

River networks

Distributed Sources

Facility location

Size-density law

Cartograms

A reasonable derivation

Global redistribution networks

Public versus Private

References



Murray's law:

- ▶ Minimize P with respect to r :

$$\begin{aligned}\frac{\partial P}{\partial r} &= \frac{\partial}{\partial r} \left(\Phi^2 \frac{8\eta l}{\pi r^4} + cr^2 l \right) \\ &= -4\Phi^2 \frac{8\eta l}{\pi r^5} + c2rl = 0\end{aligned}$$

- ▶ Rearrange/cancel/slap:

$$\Phi^2 = \frac{c\pi r^6}{16\eta} = k^2 r^6$$

where $k = \text{constant}$.

Introduction

Optimal branching

Murray's law

Murray meets Tokunaga

Single Source

Geometric argument

Blood networks

River networks

Distributed Sources

Facility location

Size-density law

Cartograms

A reasonable derivation

Global redistribution networks

Public versus Private

References



Murray's law:

- ▶ Minimize P with respect to r :

$$\begin{aligned}\frac{\partial P}{\partial r} &= \frac{\partial}{\partial r} \left(\Phi^2 \frac{8\eta l}{\pi r^4} + cr^2 l \right) \\ &= -4\Phi^2 \frac{8\eta l}{\pi r^5} + c2rl = 0\end{aligned}$$

- ▶ Rearrange/cancel/slap:

$$\Phi^2 = \frac{c\pi r^6}{16\eta} = k^2 r^6$$

where $k = \text{constant}$.

Introduction

Optimal branching

Murray's law

Murray meets Tokunaga

Single Source

Geometric argument

Blood networks

River networks

Distributed Sources

Facility location

Size-density law

Cartograms

A reasonable derivation

Global redistribution networks

Public versus Private

References



Murray's law:

- ▶ Minimize P with respect to r :

$$\begin{aligned}\frac{\partial P}{\partial r} &= \frac{\partial}{\partial r} \left(\phi^2 \frac{8\eta l}{\pi r^4} + cr^2 l \right) \\ &= -4\phi^2 \frac{8\eta l}{\pi r^5} + c2rl = 0\end{aligned}$$

- ▶ Rearrange/cancel/slap:

$$\phi^2 = \frac{c\pi r^6}{16\eta} = k^2 r^6$$

where $k = \text{constant}$.

Introduction

Optimal branching

Murray's law

Murray meets Tokunaga

Single Source

Geometric argument

Blood networks

River networks

Distributed Sources

Facility location

Size-density law

Cartograms

A reasonable derivation

Global redistribution networks

Public versus Private

References



Murray's law:

- ▶ So we now have:

$$\Phi = kr^3$$

- ▶ Flow rates at each branching have to add up (else our organism is in serious trouble...):

$$\Phi_0 = \Phi_1 + \Phi_2$$

where again 0 refers to the main branch and 1 and 2 refers to the offspring branches

- ▶ All of this means we have a groovy cube-law:

$$r_0^3 = r_1^3 + r_2^3$$

Introduction

Optimal branching

Murray's law

Murray meets Tokunaga

Single Source

Geometric argument

Blood networks

River networks

Distributed Sources

Facility location

Size-density law

Cartograms

A reasonable derivation

Global redistribution networks

Public versus Private

References



Murray's law:

- ▶ So we now have:

$$\Phi = kr^3$$

- ▶ Flow rates at each branching have to add up (else our organism is in serious trouble...):

$$\Phi_0 = \Phi_1 + \Phi_2$$

where again 0 refers to the main branch and 1 and 2 refers to the offspring branches

- ▶ All of this means we have a groovy cube-law:

$$r_0^3 = r_1^3 + r_2^3$$

Introduction

Optimal branching

Murray's law

Murray meets Tokunaga

Single Source

Geometric argument

Blood networks

River networks

Distributed Sources

Facility location

Size-density law

Cartograms

A reasonable derivation

Global redistribution networks

Public versus Private

References



Murray's law:

- ▶ So we now have:

$$\Phi = kr^3$$

- ▶ Flow rates at each branching have to add up (else our organism is in serious trouble...):

$$\Phi_0 = \Phi_1 + \Phi_2$$

where again 0 refers to the main branch and 1 and 2 refers to the offspring branches

- ▶ All of this means we have a groovy cube-law:

$$r_0^3 = r_1^3 + r_2^3$$

Introduction

Optimal branching

Murray's law

Murray meets Tokunaga

Single Source

Geometric argument

Blood networks

River networks

Distributed Sources

Facility location

Size-density law

Cartograms

A reasonable derivation

Global redistribution networks

Public versus Private

References



Outline

Introduction

Optimal branching

Murray's law

Murray meets Tokunaga

Single Source

Geometric argument

Blood networks

River networks

Distributed Sources

Facility location

Size-density law

Cartograms

A reasonable derivation

Global redistribution networks

Public versus Private

References

Introduction

Optimal branching

Murray's law

Murray meets Tokunaga

Single Source

Geometric argument

Blood networks

River networks

Distributed Sources

Facility location

Size-density law

Cartograms

A reasonable derivation

Global redistribution networks

Public versus Private

References



Murray meets Tokunaga:

- ▶ Φ_ω = volume rate of flow into an order ω vessel segment
- ▶ Tokunaga picture:

$$\Phi_\omega = 2\Phi_{\omega-1} + \sum_{k=1}^{\omega-1} T_k \Phi_{\omega-k}$$

- ▶ Using $\Phi_\omega = kr^3$

$$r_\omega^3 = 2r_{\omega-1}^3 + \sum_{k=1}^{\omega-1} T_k r_{\omega-k}^3$$

- ▶ Find Horton ratio for vessel radius $R_r = r_\omega / r_{\omega-1} \dots$

Introduction

Optimal branching

Murray's law

Murray meets Tokunaga

Single Source

Geometric argument

Blood networks

River networks

Distributed Sources

Facility location

Size-density law

Cartograms

A reasonable derivation

Global redistribution networks

Public versus Private

References



Murray meets Tokunaga:

- ▶ Φ_ω = volume rate of flow into an order ω vessel segment
- ▶ Tokunaga picture:

$$\Phi_\omega = 2\Phi_{\omega-1} + \sum_{k=1}^{\omega-1} T_k \Phi_{\omega-k}$$

- ▶ Using $\phi_\omega = kr_\omega^3$

$$r_\omega^3 = 2r_{\omega-1}^3 + \sum_{k=1}^{\omega-1} T_k r_{\omega-k}^3$$

- ▶ Find Horton ratio for vessel radius $R_r = r_\omega / r_{\omega-1} \dots$

Introduction

Optimal branching

Murray's law

Murray meets Tokunaga

Single Source

Geometric argument

Blood networks

River networks

Distributed Sources

Facility location

Size-density law

Cartograms

A reasonable derivation

Global redistribution networks

Public versus Private

References



Murray meets Tokunaga:

- ▶ Φ_ω = volume rate of flow into an order ω vessel segment
- ▶ Tokunaga picture:

$$\Phi_\omega = 2\Phi_{\omega-1} + \sum_{k=1}^{\omega-1} T_k \Phi_{\omega-k}$$

- ▶ Using $\phi_\omega = kr_\omega^3$

$$r_\omega^3 = 2r_{\omega-1}^3 + \sum_{k=1}^{\omega-1} T_k r_{\omega-k}^3$$

- ▶ Find Horton ratio for vessel radius $R_r = r_\omega / r_{\omega-1} \dots$

Introduction

Optimal branching

Murray's law

Murray meets Tokunaga

Single Source

Geometric argument

Blood networks

River networks

Distributed Sources

Facility location

Size-density law

Cartograms

A reasonable derivation

Global redistribution networks

Public versus Private

References



Murray meets Tokunaga:

- ▶ Φ_ω = volume rate of flow into an order ω vessel segment
- ▶ Tokunaga picture:

$$\Phi_\omega = 2\Phi_{\omega-1} + \sum_{k=1}^{\omega-1} T_k \Phi_{\omega-k}$$

- ▶ Using $\phi_\omega = kr_\omega^3$

$$r_\omega^3 = 2r_{\omega-1}^3 + \sum_{k=1}^{\omega-1} T_k r_{\omega-k}^3$$

- ▶ Find Horton ratio for vessel radius $R_r = r_\omega / r_{\omega-1} \dots$

Introduction

Optimal branching

Murray's law

Murray meets Tokunaga

Single Source

Geometric argument

Blood networks

River networks

Distributed Sources

Facility location

Size-density law

Cartograms

A reasonable derivation

Global redistribution networks

Public versus Private

References



Murray meets Tokunaga:

- ▶ Find R_r^3 satisfies same equation as R_n and R_v (v is for volume):

$$R_r^3 = R_n = R_v$$

- ▶ Is there more we could do here to constrain the Horton ratios and Tokunaga constants?

Introduction

Optimal branching

Murray's law

Murray meets Tokunaga

Single Source

Geometric argument

Blood networks

River networks

Distributed Sources

Facility location

Size-density law

Cartograms

A reasonable derivation

Global redistribution networks

Public versus Private

References



Murray meets Tokunaga:

- ▶ Find R_r^3 satisfies same equation as R_n and R_v (v is for volume):

$$R_r^3 = R_n = R_v$$

- ▶ Is there more we could do here to constrain the Horton ratios and Tokunaga constants?

Introduction

Optimal branching

Murray's law

Murray meets Tokunaga

Single Source

Geometric argument

Blood networks

River networks

Distributed Sources

Facility location

Size-density law

Cartograms

A reasonable derivation

Global redistribution networks

Public versus Private

References



Murray meets Tokunaga:

- ▶ Isometry: $V_w \propto l_w^3$
- ▶ Gives

$$R_l^3 = R_V = R_n$$

- ▶ We need one more constraint...
- ▶ West et al (1997) [26] achieve similar results following Horton's laws:
- ▶ So does Turcotte et al. (1998) [23] using Tokunaga (sort of).

Introduction

Optimal branching

Murray's law

Murray meets Tokunaga

Single Source

Geometric argument

Blood networks

River networks

Distributed Sources

Facility location

Size-density law

Cartograms

A reasonable derivation

Global redistribution networks

Public versus Private

References



Murray meets Tokunaga:

- ▶ Isometry: $V_\omega \propto l_\omega^3$
- ▶ Gives

$$R_\ell^3 = R_V = R_n$$

- ▶ We need one more constraint...
- ▶ West et al (1997) [26] achieve similar results following Horton's laws:
- ▶ So does Turcotte et al. (1998) [23] using Tokunaga (sort of).

Introduction

Optimal branching

Murray's law

Murray meets Tokunaga

Single Source

Geometric argument

Blood networks

River networks

Distributed Sources

Facility location

Size-density law

Cartograms

A reasonable derivation

Global redistribution networks

Public versus Private

References



Murray meets Tokunaga:

- ▶ Isometry: $V_\omega \propto l_\omega^3$
- ▶ Gives

$$R_\ell^3 = R_V = R_n$$

- ▶ We need one more constraint...
- ▶ West et al (1997) [26] achieve similar results following Horton's laws:
- ▶ So does Turcotte et al. (1998) [23] using Tokunaga (sort of).

Introduction

Optimal branching

Murray's law

Murray meets Tokunaga

Single Source

Geometric argument

Blood networks

River networks

Distributed Sources

Facility location

Size-density law

Cartograms

A reasonable derivation

Global redistribution networks

Public versus Private

References



Murray meets Tokunaga:

- ▶ Isometry: $V_\omega \propto l_\omega^3$
- ▶ Gives

$$R_\ell^3 = R_V = R_n$$

- ▶ We need one more constraint...
- ▶ West et al (1997) [26] achieve similar results following Horton's laws.
- ▶ So does Turcotte et al. (1998) [23] using Tokunaga (sort of).

Introduction

Optimal branching

Murray's law

Murray meets Tokunaga

Single Source

Geometric argument

Blood networks

River networks

Distributed Sources

Facility location

Size-density law

Cartograms

A reasonable derivation

Global redistribution networks

Public versus Private

References



Murray meets Tokunaga:

- ▶ Isometry: $V_\omega \propto l_\omega^3$
- ▶ Gives

$$R_\ell^3 = R_V = R_n$$

- ▶ We need one more constraint...
- ▶ West et al (1997) [26] achieve similar results following Horton's laws.
- ▶ So does Turcotte et al. (1998) [23] using Tokunaga (sort of).

Introduction

Optimal branching

Murray's law

Murray meets Tokunaga

Single Source

Geometric argument

Blood networks

River networks

Distributed Sources

Facility location

Size-density law

Cartograms

A reasonable derivation

Global redistribution networks

Public versus Private

References



Outline

Introduction

Optimal branching

Murray's law

Murray meets Tokunaga

Single Source

Geometric argument

Blood networks

River networks

Distributed Sources

Facility location

Size-density law

Cartograms

A reasonable derivation

Global redistribution networks

Public versus Private

References

Supply Networks

Introduction

Optimal branching

Murray's law

Murray meets Tokunaga

Single Source

Geometric argument

Blood networks

River networks

Distributed Sources

Facility location

Size-density law

Cartograms

A reasonable derivation

Global redistribution networks

Public versus Private

References



Geometric argument

- ▶ Consider **one source** supplying **many sinks** in a volume V d -dim. region in a D -dim. ambient space.
- ▶ Assume **sinks are invariant**.
- ▶ Assume $\rho = \rho(V)$, i.e., ρ may vary with region's volume V .
- ▶ See network as a bundle of virtual vessels:

- ▶ Q: how does the number of sustainable sinks N_{sinks} scale with volume V for the most efficient network design?
- ▶ Or: what is the highest α for $N_{\text{sinks}} \propto V^\alpha$?

Introduction

Optimal branching

Murray's law

Murray meets Tokunaga

Single Source

Geometric argument

Blood networks

River networks

Distributed Sources

Facility location

Size-density law

Cartograms

A reasonable derivation

Global redistribution networks

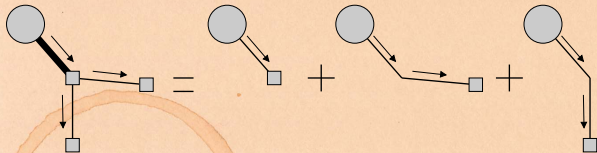
Public versus Private

References



Geometric argument

- ▶ Consider **one source** supplying **many sinks** in a volume V d -dim. region in a D -dim. ambient space.
- ▶ Assume **sinks are invariant**.
- ▶ Assume $\rho = \rho(V)$, i.e., ρ may vary with region's volume V .
- ▶ See network as a bundle of virtual vessels:



- ▶ Q: how does the number of sustainable sinks N_{sinks} scale with volume V for the most efficient network design?
- ▶ Or: what is the highest α for $N_{\text{sinks}} \propto V^\alpha$?

Introduction

Optimal branching

Murray's law

Murray meets Tokunaga

Single Source

Geometric argument

Blood networks

River networks

Distributed Sources

Facility location

Size-density law

Cartograms

A reasonable derivation

Global redistribution networks

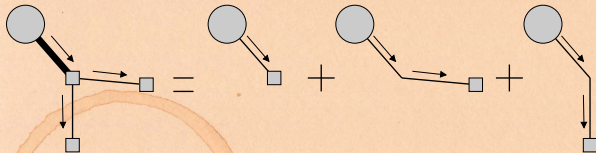
Public versus Private

References



Geometric argument

- ▶ Consider **one source** supplying **many sinks** in a volume V d -dim. region in a D -dim. ambient space.
- ▶ Assume **sinks are invariant**.
- ▶ Assume $\rho = \rho(V)$, i.e., ρ may vary with region's volume V .
- ▶ See network as a bundle of virtual vessels:



- ▶ **Q:** how does the number of sustainable sinks N_{sinks} scale with volume V for the most efficient network design?
- ▶ Or: what is the highest α for $N_{\text{sinks}} \propto V^\alpha$?

Introduction

Optimal branching

Murray's law

Murray meets Tokunaga

Single Source

Geometric argument

Blood networks

River networks

Distributed Sources

Facility location

Size-density law

Cartograms

A reasonable derivation

Global redistribution networks

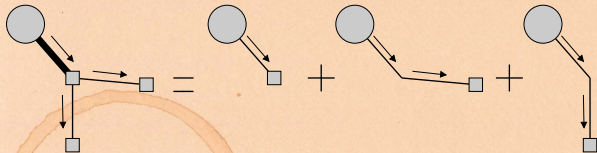
Public versus Private

References



Geometric argument

- ▶ Consider **one source** supplying **many sinks** in a volume V d -dim. region in a D -dim. ambient space.
- ▶ Assume **sinks are invariant**.
- ▶ Assume $\rho = \rho(V)$, i.e., ρ may vary with region's volume V .
- ▶ See network as a bundle of virtual vessels:



- ▶ **Q:** how does the number of sustainable sinks N_{sinks} scale with volume V for the most efficient network design?
- ▶ **Or:** what is the highest α for $N_{\text{sinks}} \propto V^\alpha$?

Introduction

Optimal branching

Murray's law

Murray meets Tokunaga

Single Source

Geometric argument

Blood networks

River networks

Distributed Sources

Facility location

Size-density law

Cartograms

A reasonable derivation

Global redistribution networks

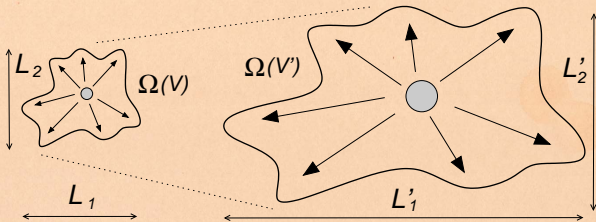
Public versus Private

References



Geometric argument

- ▶ Allometrically growing regions:



- ▶ Have d length scales which scale as

$$L_i \propto V^{\gamma_i} \text{ where } \gamma_1 + \gamma_2 + \dots + \gamma_d = 1.$$

- ▶ For **isometric** growth, $\gamma_i = 1/d$.
- ▶ For **allometric** growth, we must have at least two of the $\{\gamma_i\}$ being different

Introduction

Optimal branching

Murray's law

Murray meets Tokunaga

Single Source

Geometric argument

Blood networks

River networks

Distributed Sources

Facility location

Size-density law

Cartograms

A reasonable derivation

Global redistribution networks

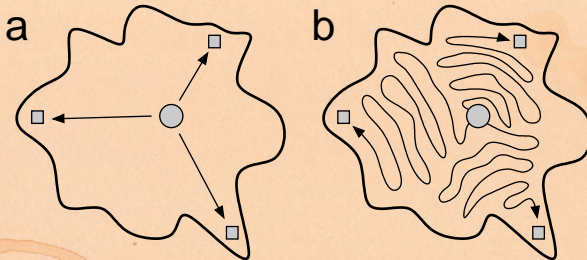
Public versus Private

References



Geometric argument

- ▶ Best and worst configurations (Banavar et al.)



- ▶ Rather obviously:
 $\min V_{\text{net}} \propto \sum \text{distances from source to sinks.}$

Introduction

Optimal branching

Murray's law

Murray meets Tokunaga

Single Source

Geometric argument

Blood networks

River networks

Distributed

Sources

Facility location

Size-density law

Cartograms

A reasonable derivation

Global redistribution
networks

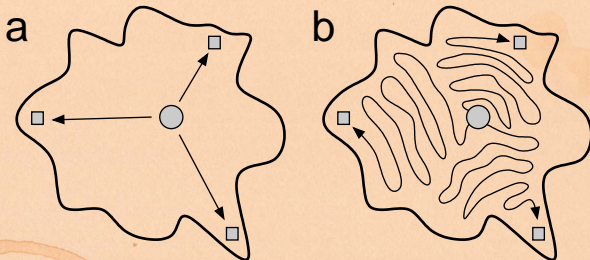
Public versus Private

References





- ▶ Best and worst configurations (Banavar et al.)



- ▶ **Rather obviously:**

$$\min V_{\text{net}} \propto \sum \text{distances from source to sinks.}$$

Minimal network volume:

Real supply networks are close to optimal:

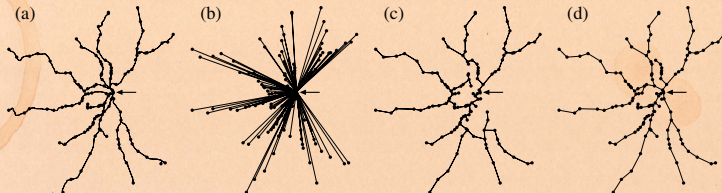


Figure 1. (a) Commuter rail network in the Boston area. The arrow marks the assumed root of the network. (b) Star graph. (c) Minimum spanning tree. (d) The model of equation (3) applied to the same set of stations.

(2006) Gastner and Newman [8]: “Shape and efficiency in spatial distribution networks”

Introduction

Optimal branching

Murray's law

Murray meets Tokunaga

Single Source

Geometric argument

Blood networks

River networks

Distributed Sources

Facility location

Size-density law

Cartograms

A reasonable derivation

Global redistribution networks

Public versus Private

References



Minimal network volume:

Add one more element:

- ▶ Vessel cross-sectional area may vary with distance from the source.
- ▶ Flow rate increases as cross-sectional area decreases.
- ▶ e.g., a collection network may have vessels tapering as they approach the central sink.
- ▶ Find that vessel volume v must scale with vessel length l to affect overall system scalings.
- ▶ Consider vessel radius $r \propto (l + 1)^{-\epsilon}$, tapering from $r = r_{\max}$ where $\epsilon \geq 0$.
- ▶ Gives $v \propto l^{1-2\epsilon}$ if $\epsilon < 1/2$
- ▶ Gives $v \propto 1 - l^{-(2\epsilon-1)} \rightarrow 1$ for large l if $\epsilon > 1/2$
- ▶ Previously, we looked at $\epsilon = 0$ only.

Introduction

Optimal branching

Murray's law

Murray meets Tokunaga

Single Source

Geometric argument

Blood networks

River networks

Distributed Sources

Facility location

Size-density law

Cartograms

A reasonable derivation

Global redistribution networks

Public versus Private

References



Minimal network volume:

For $0 \leq \epsilon < 1/2$, approximate network volume by integral over region:

$$\min V_{\text{net}} \propto \int_{\Omega_{d,D}(V)} \rho \|\vec{x}\|^{1-2\epsilon} d\vec{x}$$

- ▶ So if supply lines can taper fast enough and without limit, minimum network volume can be made negligible.

Introduction

Optimal branching

Murray's law

Murray meets Tokunaga

Single Source

Geometric argument

Blood networks

River networks

Distributed Sources

Facility location

Size-density law

Cartograms

A reasonable derivation

Global redistribution networks

Public versus Private

References



Minimal network volume:

For $0 \leq \epsilon < 1/2$, approximate network volume by integral over region:

$$\min V_{\text{net}} \propto \int_{\Omega_{d,D}(V)} \rho \|\vec{x}\|^{1-2\epsilon} d\vec{x}$$

Insert question 1, assignment 3 (田)

$$\propto \rho V^{1+\gamma_{\max}(1-2\epsilon)} \text{ where } \gamma_{\max} = \max_i \gamma_i.$$

- ▶ So if supply lines can taper fast enough and without limit, minimum network volume can be made negligible.

Introduction

Optimal branching

Murray's law

Murray meets Tokunaga

Single Source

Geometric argument

Blood networks

River networks

Distributed

Sources

Facility location

Size-density law

Cartograms

A reasonable derivation

Global redistribution networks

Public versus Private

References



Minimal network volume:

For $0 \leq \epsilon < 1/2$, approximate network volume by integral over region:

$$\min V_{\text{net}} \propto \int_{\Omega_{d,D}(V)} \rho \|\vec{x}\|^{1-2\epsilon} d\vec{x}$$

Insert question 1, assignment 3 (田)

$$\propto \rho V^{1+\gamma_{\max}(1-2\epsilon)} \text{ where } \gamma_{\max} = \max_i \gamma_i.$$

For $\epsilon > 1/2$, find simply that

$$\min V_{\text{net}} \propto \rho V$$

- ▶ So if supply lines can taper fast enough and without limit, minimum network volume can be made negligible.

Introduction

Optimal branching

Murray's law

Murray meets Tokunaga

Single Source

Geometric argument

Blood networks

River networks

Distributed Sources

Facility location

Size-density law

Cartograms

A reasonable derivation

Global redistribution networks

Public versus Private

References



Minimal network volume:

For $0 \leq \epsilon < 1/2$, approximate network volume by integral over region:

$$\min V_{\text{net}} \propto \int_{\Omega_{d,D}(V)} \rho \|\vec{x}\|^{1-2\epsilon} d\vec{x}$$

Insert question 1, assignment 3 (田)

$$\propto \rho V^{1+\gamma_{\max}(1-2\epsilon)} \text{ where } \gamma_{\max} = \max_i \gamma_i.$$

For $\epsilon > 1/2$, find simply that

$$\min V_{\text{net}} \propto \rho V$$

- ▶ So if supply lines can taper fast enough and without limit, minimum network volume can be made negligible.

Introduction

Optimal branching

Murray's law

Murray meets Tokunaga

Single Source

Geometric argument

Blood networks

River networks

Distributed Sources

Facility location

Size-density law

Cartograms

A reasonable derivation

Global redistribution networks

Public versus Private

References



Geometric argument

For $0 \leq \epsilon < 1/2$:

▶ $\min V_{\text{net}} \propto \rho V^{1+\gamma_{\text{max}}(1-2\epsilon)}$

▶ If scaling is isometric, we have $\gamma_{\text{max}} = 1/d$:

$$\min V_{\text{net}/\text{iso}} \propto \rho V^{1+(1-2\epsilon)/d}$$

▶ If scaling is allometric, we have $\gamma_{\text{max}} = \gamma_{\text{allo}} > 1/d$:
and

$$\min V_{\text{net}/\text{allo}} \propto \rho V^{1+(1-2\epsilon)\gamma_{\text{allo}}}$$

▶ Isometrically growing volumes require less network volume than allometrically growing volumes:

$$\frac{\min V_{\text{net}/\text{iso}}}{\min V_{\text{net}/\text{allo}}} \rightarrow 0 \text{ as } V \rightarrow \infty$$

Introduction

Optimal branching

Murray's law

Murray meets Tokunaga

Single Source

Geometric argument

Blood networks

River networks

Distributed Sources

Facility location

Size-density law

Cartograms

A reasonable derivation

Global redistribution networks

Public versus Private

References



Geometric argument

For $0 \leq \epsilon < 1/2$:

▶ $\min V_{\text{net}} \propto \rho V^{1+\gamma_{\text{max}}(1-2\epsilon)}$

▶ If scaling is **isometric**, we have $\gamma_{\text{max}} = 1/d$:

$$\min V_{\text{net/iso}} \propto \rho V^{1+(1-2\epsilon)/d}$$

▶ If scaling is allometric, we have $\gamma_{\text{max}} = \gamma_{\text{allo}} > 1/d$:
and

$$\min V_{\text{net/allo}} \propto \rho V^{1+(1-2\epsilon)\gamma_{\text{allo}}}$$

▶ Isometrically growing volumes require less network volume than allometrically growing volumes:

$$\frac{\min V_{\text{net/iso}}}{\min V_{\text{net/allo}}} \rightarrow 0 \text{ as } V \rightarrow \infty$$

Introduction

Optimal branching

Murray's law

Murray meets Tokunaga

Single Source

Geometric argument

Blood networks

River networks

Distributed Sources

Facility location

Size-density law

Cartograms

A reasonable derivation

Global redistribution networks

Public versus Private

References



Geometric argument

For $0 \leq \epsilon < 1/2$:

▶ $\min V_{\text{net}} \propto \rho V^{1+\gamma_{\text{max}}(1-2\epsilon)}$

▶ If scaling is **isometric**, we have $\gamma_{\text{max}} = 1/d$:

$$\min V_{\text{net}/\text{iso}} \propto \rho V^{1+(1-2\epsilon)/d}$$

▶ If scaling is **allometric**, we have $\gamma_{\text{max}} = \gamma_{\text{allo}} > 1/d$:
and

$$\min V_{\text{net}/\text{allo}} \propto \rho V^{1+(1-2\epsilon)\gamma_{\text{allo}}}$$

▶ Isometrically growing volumes require less network volume than allometrically growing volumes:

$$\frac{\min V_{\text{net}/\text{iso}}}{\min V_{\text{net}/\text{allo}}} \rightarrow 0 \text{ as } V \rightarrow \infty$$

Introduction

Optimal branching

Murray's law

Murray meets Tokunaga

Single Source

Geometric argument

Blood networks

River networks

Distributed Sources

Facility location

Size-density law

Cartograms

A reasonable derivation

Global redistribution networks

Public versus Private

References



Geometric argument

For $0 \leq \epsilon < 1/2$:

▶ $\min V_{\text{net}} \propto \rho V^{1+\gamma_{\text{max}}(1-2\epsilon)}$

▶ If scaling is **isometric**, we have $\gamma_{\text{max}} = 1/d$:

$$\min V_{\text{net}/\text{iso}} \propto \rho V^{1+(1-2\epsilon)/d}$$

▶ If scaling is **allometric**, we have $\gamma_{\text{max}} = \gamma_{\text{allo}} > 1/d$:
and

$$\min V_{\text{net}/\text{allo}} \propto \rho V^{1+(1-2\epsilon)\gamma_{\text{allo}}}$$

▶ Isometrically growing volumes **require less network volume** than allometrically growing volumes:

$$\frac{\min V_{\text{net}/\text{iso}}}{\min V_{\text{net}/\text{allo}}} \rightarrow 0 \text{ as } V \rightarrow \infty$$

Introduction

Optimal branching

Murray's law

Murray meets Tokunaga

Single Source

Geometric argument

Blood networks

River networks

Distributed Sources

Facility location

Size-density law

Cartograms

A reasonable derivation

Global redistribution networks

Public versus Private

References



Geometric argument

For $\epsilon > 1/2$:

▶ $\min V_{\text{net}} \propto \rho V$

- ▶ Network volume scaling is now independent of overall shape scaling.

Limits to scaling

- ▶ Can argue that r must effectively be 0 for real networks over large enough scales.
- ▶ Limit to how fast material can move, and how small material packages can be.
- ▶ e.g., blood velocity and blood cell size.

Introduction

Optimal branching

Murray's law

Murray meets Tokunaga

Single Source

Geometric argument

Blood networks

River networks

Distributed Sources

Facility location

Size-density law

Cartograms

A reasonable derivation

Global redistribution networks

Public versus Private

References



Geometric argument

For $\epsilon > 1/2$:

- ▶ $\min V_{\text{net}} \propto \rho V$
- ▶ Network volume scaling is now independent of overall shape scaling.

Limits to scaling

- ▶ Can argue that r must effectively be 0 for real networks over large enough scales.
- ▶ Limit to how fast material can move, and how small material packages can be.
- ▶ e.g., blood velocity and blood cell size.

Introduction

Optimal branching

Murray's law

Murray meets Tokunaga

Single Source

Geometric argument

Blood networks

River networks

Distributed Sources

Facility location

Size-density law

Cartograms

A reasonable derivation

Global redistribution networks

Public versus Private

References



Geometric argument

For $\epsilon > 1/2$:

- ▶ $\min V_{\text{net}} \propto \rho V$
- ▶ Network volume scaling is now independent of overall shape scaling.

Limits to scaling

- ▶ Can argue that ϵ must effectively be 0 for real networks over large enough scales.
- ▶ Limit to how fast material can move, and how small material packages can be.
- ▶ e.g., blood velocity and blood cell size.

Introduction

Optimal branching

Murray's law

Murray meets Tokunaga

Single Source

Geometric argument

Blood networks

River networks

Distributed Sources

Facility location

Size-density law

Cartograms

A reasonable derivation

Global redistribution networks

Public versus Private

References



Outline

Introduction

Optimal branching

Murray's law

Murray meets Tokunaga

Single Source

Geometric argument

Blood networks

River networks

Distributed Sources

Facility location

Size-density law

Cartograms

A reasonable derivation

Global redistribution networks

Public versus Private

References

Supply Networks

Introduction

Optimal branching

Murray's law

Murray meets Tokunaga

Single Source

Geometric argument

Blood networks

River networks

Distributed Sources

Facility location

Size-density law

Cartograms

A reasonable derivation

Global redistribution networks

Public versus Private

References



- ▶ Velocity at capillaries and aorta approximately constant across body size^[25]: $\epsilon = 0$.
- ▶ Material costly \Rightarrow expect lower optimal bound of $V_{\text{net}} \propto \rho V^{(d+1)/d}$ to be followed closely.
- ▶ For cardiovascular networks, $d = D = 3$.
- ▶ Blood volume scales linearly with blood volume^[18], $V_{\text{net}} \propto V$.
- ▶ Sink density must \therefore decrease as volume increases:

$$\rho \propto V^{-1/d}$$

- ▶ Density of supplyable sinks decreases with organism size.

Introduction

Optimal branching

Murray's law

Murray meets Tokunaga

Single Source

Geometric argument

Blood networks

River networks

Distributed Sources

Facility location

Size-density law

Cartograms

A reasonable derivation

Global redistribution networks

Public versus Private

References



- ▶ Velocity at capillaries and aorta approximately constant across body size^[25]: $\epsilon = 0$.
- ▶ **Material costly** \Rightarrow expect lower optimal bound of $V_{\text{net}} \propto \rho V^{(d+1)/d}$ to be followed closely.
- ▶ For cardiovascular networks, $d = D = 3$.
- ▶ Blood volume scales linearly with blood volume^[18], $V_{\text{net}} \propto V$.
- ▶ Sink density must \therefore decrease as volume increases:

$$\rho \propto V^{-1/d}$$

- ▶ Density of supplyable sinks decreases with organism size.

Introduction

Optimal branching

Murray's law

Murray meets Tokunaga

Single Source

Geometric argument

Blood networks

River networks

Distributed Sources

Facility location

Size-density law

Cartograms

A reasonable derivation

Global redistribution networks

Public versus Private

References



- ▶ Velocity at capillaries and aorta approximately constant across body size^[25]: $\epsilon = 0$.
- ▶ **Material costly** \Rightarrow expect lower optimal bound of $V_{\text{net}} \propto \rho V^{(d+1)/d}$ to be followed closely.
- ▶ For cardiovascular networks, $d = D = 3$.
- ▶ Blood volume scales linearly with blood volume^[18], $V_{\text{net}} \propto V$.
- ▶ Sink density must \therefore decrease as volume increases:

$$\rho \propto V^{-1/d}$$

- ▶ Density of supplyable sinks decreases with organism size.

Introduction

Optimal branching

Murray's law

Murray meets Tokunaga

Single Source

Geometric argument

Blood networks

River networks

Distributed Sources

Facility location

Size-density law

Cartograms

A reasonable derivation

Global redistribution networks

Public versus Private

References



- ▶ Velocity at capillaries and aorta approximately constant across body size^[25]: $\epsilon = 0$.
- ▶ **Material costly** \Rightarrow expect lower optimal bound of $V_{\text{net}} \propto \rho V^{(d+1)/d}$ to be followed closely.
- ▶ For cardiovascular networks, $d = D = 3$.
- ▶ Blood volume scales linearly with blood volume^[18], $V_{\text{net}} \propto V$.
- ▶ Sink density must \therefore decrease as volume increases:

$$\rho \propto V^{-1/d}$$

- ▶ Density of supplyable sinks decreases with organism size.

Introduction

Optimal branching

Murray's law

Murray meets Tokunaga

Single Source

Geometric argument

Blood networks

River networks

Distributed Sources

Facility location

Size-density law

Cartograms

A reasonable derivation

Global redistribution networks

Public versus Private

References



- ▶ Velocity at capillaries and aorta approximately constant across body size^[25]: $\epsilon = 0$.
- ▶ **Material costly** \Rightarrow expect lower optimal bound of $V_{\text{net}} \propto \rho V^{(d+1)/d}$ to be followed closely.
- ▶ For cardiovascular networks, $d = D = 3$.
- ▶ Blood volume scales linearly with blood volume^[18], $V_{\text{net}} \propto V$.
- ▶ Sink density must \therefore decrease as volume increases:

$$\rho \propto V^{-1/d}.$$

- ▶ Density of supplyable sinks decreases with organism size.

Introduction

Optimal branching

Murray's law

Murray meets Tokunaga

Single Source

Geometric argument

Blood networks

River networks

Distributed Sources

Facility location

Size-density law

Cartograms

A reasonable derivation

Global redistribution networks

Public versus Private

References



- ▶ Velocity at capillaries and aorta approximately constant across body size^[25]: $\epsilon = 0$.
- ▶ **Material costly** \Rightarrow expect lower optimal bound of $V_{\text{net}} \propto \rho V^{(d+1)/d}$ to be followed closely.
- ▶ For cardiovascular networks, $d = D = 3$.
- ▶ Blood volume scales linearly with blood volume^[18], $V_{\text{net}} \propto V$.
- ▶ Sink density must \therefore decrease as volume increases:

$$\rho \propto V^{-1/d}.$$

- ▶ Density of suppliable sinks **decreases** with organism size.

Introduction

Optimal branching

Murray's law

Murray meets Tokunaga

Single Source

Geometric argument

Blood networks

River networks

Distributed Sources

Facility location

Size-density law

Cartograms

A reasonable derivation

Global redistribution networks

Public versus Private

References



- ▶ Then P , the rate of overall energy use in Ω , can at most scale with volume as

$$P \propto \rho V$$

- ▶ For $d = 3$ dimensional organisms, we have

$$P \propto M^{2/3}$$

- ▶ Including other constraints may raise scaling exponent to a higher, less efficient value.
- ▶ Exciting bonus: Scaling obtained by the supply network story and the surface-area law **only match** for isometrically growing shapes. Insert question 3, assignment 3 (田)

Introduction

Optimal branching

Murray's law

Murray meets Tokunaga

Single Source

Geometric argument

Blood networks

River networks

Distributed Sources

Facility location

Size-density law

Cartograms

A reasonable derivation

Global redistribution networks

Public versus Private

References



- ▶ Then P , the rate of overall energy use in Ω , can at most scale with volume as

$$P \propto \rho V \propto \rho M$$

- ▶ For $d = 3$ dimensional organisms, we have

$$P \propto M^{2/3}$$

- ▶ Including other constraints may raise scaling exponent to a higher, less efficient value.
- ▶ Exciting bonus: Scaling obtained by the supply network story and the surface-area law **only match** for isometrically growing shapes. Insert question 3, assignment 3 (田)

Introduction

Optimal branching

Murray's law

Murray meets Tokunaga

Single Source

Geometric argument

Blood networks

River networks

Distributed Sources

Facility location

Size-density law

Cartograms

A reasonable derivation

Global redistribution networks

Public versus Private

References



- ▶ Then P , the rate of overall energy use in Ω , can at most scale with volume as

$$P \propto \rho V \propto \rho M \propto M^{(d-1)/d}$$

- ▶ For $d = 3$ dimensional organisms, we have

$$P \propto M^{2/3}$$

- ▶ Including other constraints may raise scaling exponent to a higher, less efficient value.
- ▶ Exciting bonus: Scaling obtained by the supply network story and the surface-area law **only match** for isometrically growing shapes. Insert question 3, assignment 3 (田)

Introduction

Optimal branching

Murray's law

Murray meets Tokunaga

Single Source

Geometric argument

Blood networks

River networks

Distributed Sources

Facility location

Size-density law

Cartograms

A reasonable derivation

Global redistribution networks

Public versus Private

References



- ▶ Then P , the rate of overall energy use in Ω , can at most scale with volume as

$$P \propto \rho V \propto \rho M \propto M^{(d-1)/d}$$

- ▶ For $d = 3$ dimensional organisms, we have

$$P \propto M^{2/3}$$

- ▶ Including other constraints may raise scaling exponent to a higher, less efficient value.
- ▶ Exciting bonus: Scaling obtained by the supply network story and the surface-area law **only match** for isometrically growing shapes. Insert question 3, assignment 3 (田)

Introduction

Optimal branching

Murray's law

Murray meets Tokunaga

Single Source

Geometric argument

Blood networks

River networks

Distributed Sources

Facility location

Size-density law

Cartograms

A reasonable derivation

Global redistribution networks

Public versus Private

References



- ▶ Then P , the rate of overall energy use in Ω , can at most scale with volume as

$$P \propto \rho V \propto \rho M \propto M^{(d-1)/d}$$

- ▶ For $d = 3$ dimensional organisms, we have

$$P \propto M^{2/3}$$

- ▶ Including other constraints may raise scaling exponent to a higher, less efficient value.
- ▶ Exciting bonus: Scaling obtained by the supply network story and the surface-area law **only match** for isometrically growing shapes. Insert question 3, assignment 3 (田)

Introduction

Optimal branching

Murray's law

Murray meets Tokunaga

Single Source

Geometric argument

Blood networks

River networks

Distributed Sources

Facility location

Size-density law

Cartograms

A reasonable derivation

Global redistribution networks

Public versus Private

References



- ▶ Then P , the rate of overall energy use in Ω , can at most scale with volume as

$$P \propto \rho V \propto \rho M \propto M^{(d-1)/d}$$

- ▶ For $d = 3$ dimensional organisms, we have

$$P \propto M^{2/3}$$

- ▶ Including other constraints may raise scaling exponent to a higher, less efficient value.
- ▶ **Exciting bonus:** Scaling obtained by the supply network story and the surface-area law **only match** for isometrically growing shapes. Insert question 3, assignment 3 (田)

Introduction

Optimal branching

Murray's law

Murray meets Tokunaga

Single Source

Geometric argument

Blood networks

River networks

Distributed Sources

Facility location

Size-density law

Cartograms

A reasonable derivation

Global redistribution networks

Public versus Private

References



Recap:

- ▶ The exponent $\alpha = 2/3$ works for all birds and mammals up to 10–30 kg
- ▶ For mammals > 10–30 kg, maybe we have a new scaling regime
- ▶ Economos: limb length break in scaling around 20 kg
- ▶ White and Seymour, 2005: unhappy with large herbivore measurements. Find $\alpha \simeq 0.686 \pm 0.014$

Introduction

Optimal branching

Murray's law

Murray meets Tokunaga

Single Source

Geometric argument

Blood networks

River networks

Distributed Sources

Facility location

Size-density law

Cartograms

A reasonable derivation

Global redistribution networks

Public versus Private

References



Recap:

- ▶ The exponent $\alpha = 2/3$ works for all birds and mammals up to 10–30 kg
- ▶ For mammals $> 10\text{--}30$ kg, maybe we have a new scaling regime
- ▶ Economos: limb length break in scaling around 20 kg
- ▶ White and Seymour, 2005: unhappy with large herbivore measurements. Find $\alpha \simeq 0.686 \pm 0.014$

Introduction

Optimal branching

Murray's law

Murray meets Tokunaga

Single Source

Geometric argument

Blood networks

River networks

Distributed Sources

Facility location

Size-density law

Cartograms

A reasonable derivation

Global redistribution networks

Public versus Private

References



Recap:

- ▶ The exponent $\alpha = 2/3$ works for all birds and mammals up to 10–30 kg
- ▶ For mammals $> 10\text{--}30$ kg, maybe we have a new scaling regime
- ▶ Economos: limb length break in scaling around 20 kg
- ▶ White and Seymour, 2005: unhappy with large herbivore measurements. Find $\alpha \approx 0.686 \pm 0.014$

Introduction

Optimal branching

Murray's law

Murray meets Tokunaga

Single Source

Geometric argument

Blood networks

River networks

Distributed Sources

Facility location

Size-density law

Cartograms

A reasonable derivation

Global redistribution networks

Public versus Private

References



Recap:

- ▶ The exponent $\alpha = 2/3$ works for all birds and mammals up to 10–30 kg
- ▶ For mammals $> 10\text{--}30$ kg, maybe we have a new scaling regime
- ▶ Economos: limb length break in scaling around 20 kg
- ▶ White and Seymour, 2005: unhappy with large herbivore measurements. Find $\alpha \simeq 0.686 \pm 0.014$

Introduction

Optimal branching

Murray's law

Murray meets Tokunaga

Single Source

Geometric argument

Blood networks

River networks

Distributed Sources

Facility location

Size-density law

Cartograms

A reasonable derivation

Global redistribution networks

Public versus Private

References



Outline

Introduction

Optimal branching

Murray's law

Murray meets Tokunaga

Single Source

Geometric argument

Blood networks

River networks

Distributed Sources

Facility location

Size-density law

Cartograms

A reasonable derivation

Global redistribution networks

Public versus Private

References

Supply Networks

Introduction

Optimal branching

Murray's law

Murray meets Tokunaga

Single Source

Geometric argument

Blood networks

River networks

Distributed

Sources

Facility location

Size-density law

Cartograms

A reasonable derivation

Global redistribution
networks

Public versus Private

References



- ▶ View river networks as collection networks.
- ▶ Many sources and one sink.

▶ $c?$

- ▶ Assume ρ is constant over time and $r = 0$:

$$V_{\text{tot}} \propto \rho V^{(d+1)/d} = \text{constant} \times V^{3/2}$$

- ▶ Network volume grows faster than basin 'volume' (really area).

- ▶ It's all okay:

Landscapes are $d=2$ surfaces living in $D=3$ dimension.

- ▶ Streams can grow not just in width but in depth...

- ▶ If $c > 0$, V_{tot} will grow more slowly but 3/2 appears to be confirmed from real data.

Introduction

Optimal branching

Murray's law

Murray meets Tokunaga

Single Source

Geometric argument

Blood networks

River networks

Distributed Sources

Facility location

Size-density law

Cartograms

A reasonable derivation

Global redistribution networks

Public versus Private

References



- ▶ View river networks as collection networks.
- ▶ Many sources and one sink.
- ▶ ϵ ?
- ▶ Assume ρ is constant over time and $\epsilon = 0$:

$$V_{\text{tot}} \propto \rho V^{(d+1)/d} = \text{constant} \times V^{3/2}$$

- ▶ Network volume grows faster than basin 'volume' (really area).
- ▶ It's all okay:
Landscapes are $d=2$ surfaces living in $D=3$ dimension.
- ▶ Streams can grow not just in width but in depth...
- ▶ If $\epsilon > 0$, V_{tot} will grow more slowly but $3/2$ appears to be confirmed from real data.

Introduction

Optimal branching

Murray's law

Murray meets Tokunaga

Single Source

Geometric argument

Blood networks

River networks

Distributed Sources

Facility location

Size-density law

Cartograms

A reasonable derivation

Global redistribution networks

Public versus Private

References



- ▶ View river networks as collection networks.
- ▶ Many sources and one sink.
- ▶ ϵ ?
- ▶ Assume ρ is constant over time and $\epsilon = 0$:

$$V_{\text{net}} \propto \rho V^{(d+1)/d} = \text{constant} \times V^{3/2}$$

- ▶ Network volume grows faster than basin 'volume' (really area).
- ▶ It's all okay:
Landscapes are $d=2$ surfaces living in $D=3$ dimension.
- ▶ Streams can grow not just in width but in depth...
- ▶ If $\epsilon > 0$, V_{net} will grow more slowly but $3/2$ appears to be confirmed from real data.

Introduction

Optimal branching

Murray's law

Murray meets Tokunaga

Single Source

Geometric argument

Blood networks

River networks

Distributed Sources

Facility location

Size-density law

Cartograms

A reasonable derivation

Global redistribution networks

Public versus Private

References



- ▶ View river networks as collection networks.
- ▶ Many sources and one sink.
- ▶ ϵ ?
- ▶ Assume ρ is constant over time and $\epsilon = 0$:

$$V_{\text{net}} \propto \rho V^{(d+1)/d} = \text{constant} \times V^{3/2}$$

- ▶ Network volume grows faster than basin 'volume' (really area).
- ▶ It's all okay:
Landscapes are $d=2$ surfaces living in $D=3$ dimension.
- ▶ Streams can grow not just in width but in depth...
- ▶ If $\epsilon > 0$, V_{net} will grow more slowly but $3/2$ appears to be confirmed from real data.

Introduction

Optimal branching

Murray's law

Murray meets Tokunaga

Single Source

Geometric argument

Blood networks

River networks

Distributed Sources

Facility location

Size-density law

Cartograms

A reasonable derivation

Global redistribution networks

Public versus Private

References



River networks

- ▶ View river networks as collection networks.
- ▶ Many sources and one sink.
- ▶ ϵ ?
- ▶ Assume ρ is constant over time and $\epsilon = 0$:

$$V_{\text{net}} \propto \rho V^{(d+1)/d} = \text{constant} \times V^{3/2}$$

- ▶ Network volume grows faster than basin 'volume' (really area).
- ▶ **It's all okay:**
Landscapes are $d=2$ surfaces living in $D=3$ dimension.

- ▶ Streams can grow not just in width but in depth...
- ▶ If $\epsilon > 0$, V_{net} will grow more slowly but $3/2$ appears to be confirmed from real data.

Introduction

Optimal branching

Murray's law

Murray meets Tokunaga

Single Source

Geometric argument

Blood networks

River networks

Distributed Sources

Facility location

Size-density law

Cartograms

A reasonable derivation

Global redistribution networks

Public versus Private

References



- ▶ View river networks as collection networks.
- ▶ Many sources and one sink.
- ▶ ϵ ?
- ▶ Assume ρ is constant over time and $\epsilon = 0$:

$$V_{\text{net}} \propto \rho V^{(d+1)/d} = \text{constant} \times V^{3/2}$$

- ▶ Network volume grows faster than basin 'volume' (really area).
- ▶ **It's all okay:**
Landscapes are $d=2$ surfaces living in $D=3$ dimension.
- ▶ Streams can grow not just in width but in depth...
- ▶ If $\epsilon > 0$, V_{net} will grow more slowly but $3/2$ appears to be confirmed from real data.

Introduction

Optimal branching

Murray's law

Murray meets Tokunaga

Single Source

Geometric argument

Blood networks

River networks

Distributed Sources

Facility location

Size-density law

Cartograms

A reasonable derivation

Global redistribution networks

Public versus Private

References



- ▶ View river networks as collection networks.
- ▶ Many sources and one sink.
- ▶ ϵ ?
- ▶ Assume ρ is constant over time and $\epsilon = 0$:

$$V_{\text{net}} \propto \rho V^{(d+1)/d} = \text{constant} \times V^{3/2}$$

- ▶ Network volume grows faster than basin 'volume' (really area).
- ▶ **It's all okay:**
Landscapes are $d=2$ surfaces living in $D=3$ dimension.
- ▶ Streams can grow not just in width but in depth...
- ▶ If $\epsilon > 0$, V_{net} will grow more slowly but 3/2 appears to be confirmed from real data.

Introduction

Optimal branching

Murray's law

Murray meets Tokunaga

Single Source

Geometric argument

Blood networks

River networks

Distributed Sources

Facility location

Size-density law

Cartograms

A reasonable derivation

Global redistribution networks

Public versus Private

References



Outline

Introduction

Optimal branching

Murray's law

Murray meets Tokunaga

Single Source

Geometric argument

Blood networks

River networks

Distributed Sources

Facility location

Size-density law

Cartograms

A reasonable derivation

Global redistribution networks

Public versus Private

References

Supply Networks

Introduction

Optimal branching

Murray's law

Murray meets Tokunaga

Single Source

Geometric argument

Blood networks

River networks

Distributed Sources

Facility location

Size-density law

Cartograms

A reasonable derivation

Global redistribution networks

Public versus Private

References



Many sources, many sinks

How do we distribute sources?

- ▶ Focus on 2-d (results generalize to higher dimensions)
- ▶ Sources = hospitals, post offices, pubs, ...
- ▶ Key problem: How do we cope with uneven population densities?
- ▶ Obvious: if density is uniform then sources are best distributed **uniformly**
- ▶ Which lattice is optimal? The hexagonal lattice
Q1: How big should the hexagons be?
- ▶ Q2: Given population density is uneven, what do we do?
- ▶ We'll follow work by Stephan ^[19, 20], Gastner and Newman (2006) ^[7], Um *et al.* ^[24] and work cited by them.

Introduction

Optimal branching

Murray's law

Murray meets Tokunaga

Single Source

Geometric argument

Blood networks

River networks

Distributed Sources

Facility location

Size-density law

Cartograms

A reasonable derivation

Global redistribution networks

Public versus Private

References



Many sources, many sinks

How do we distribute sources?

- ▶ Focus on 2-d (results generalize to higher dimensions)
- ▶ Sources = hospitals, post offices, pubs, ...
- ▶ Key problem: How do we cope with uneven population densities?
- ▶ Obvious: if density is uniform then sources are best distributed **uniformly**
- ▶ Which lattice is optimal? The hexagonal lattice
Q1: How big should the hexagons be?
- ▶ Q2: Given population density is uneven, what do we do?
- ▶ We'll follow work by Stephan ^[19, 20], Gastner and Newman (2006) ^[7], Um *et al.* ^[24] and work cited by them.

Introduction

Optimal branching

Murray's law

Murray meets Tokunaga

Single Source

Geometric argument

Blood networks

River networks

Distributed Sources

Facility location

Size-density law

Cartograms

A reasonable derivation

Global redistribution networks

Public versus Private

References



Many sources, many sinks

How do we distribute sources?

- ▶ Focus on 2-d (results generalize to higher dimensions)
- ▶ Sources = hospitals, post offices, pubs, ...
- ▶ Key problem: How do we cope with uneven population densities?
- ▶ Obvious: if density is uniform then sources are best distributed uniformly
- ▶ Which lattice is optimal? The hexagonal lattice
Q1: How big should the hexagons be?
- ▶ Q2: Given population density is uneven, what do we do?
- ▶ We'll follow work by Stephan ^[19, 20], Gastner and Newman (2006) ^[7], Um *et al.* ^[24] and work cited by them.

Introduction

Optimal branching

Murray's law

Murray meets Tokunaga

Single Source

Geometric argument

Blood networks

River networks

Distributed Sources

Facility location

Size-density law

Cartograms

A reasonable derivation

Global redistribution networks

Public versus Private

References



Many sources, many sinks

How do we distribute sources?

- ▶ Focus on 2-d (results generalize to higher dimensions)
- ▶ Sources = hospitals, post offices, pubs, ...
- ▶ **Key problem:** How do we cope with uneven population densities?
- ▶ Obvious: if density is uniform then sources are best distributed **uniformly**
- ▶ Which lattice is optimal? The hexagonal lattice
Q1: How big should the hexagons be?
- ▶ Q2: Given population density is uneven, what do we do?
- ▶ We'll follow work by Stephan ^[19, 20], Gastner and Newman (2006) ^[7], Um *et al.* ^[24] and work cited by them.

Introduction

Optimal branching

Murray's law

Murray meets Tokunaga

Single Source

Geometric argument

Blood networks

River networks

Distributed Sources

Facility location

Size-density law

Cartograms

A reasonable derivation

Global redistribution networks

Public versus Private

References



Many sources, many sinks

How do we distribute sources?

- ▶ Focus on 2-d (results generalize to higher dimensions)
- ▶ Sources = hospitals, post offices, pubs, ...
- ▶ **Key problem:** How do we cope with uneven population densities?
- ▶ Obvious: if density is uniform then sources are best distributed **uniformly**
- ▶ Which lattice is optimal? The hexagonal lattice
Q1: How big should the hexagons be?
- ▶ Q2: Given population density is uneven, what do we do?
- ▶ We'll follow work by Stephan ^[19, 20], Gastner and Newman (2006) ^[7], Um *et al.* ^[24] and work cited by them.

Introduction

Optimal branching

Murray's law

Murray meets Tokunaga

Single Source

Geometric argument

Blood networks

River networks

Distributed Sources

Facility location

Size-density law

Cartograms

A reasonable derivation

Global redistribution networks

Public versus Private

References



Many sources, many sinks

How do we distribute sources?

- ▶ Focus on 2-d (results generalize to higher dimensions)
- ▶ Sources = hospitals, post offices, pubs, ...
- ▶ **Key problem:** How do we cope with uneven population densities?
- ▶ Obvious: if density is uniform then sources are best distributed **uniformly**
- ▶ Which lattice is optimal? **The hexagonal lattice**

Q1: How big should the hexagons be?

- ▶ Q2: Given population density is uneven, what do we do?
- ▶ We'll follow work by Stephan ^[19, 20], Gastner and Newman (2006) ^[7], Um *et al.* ^[24] and work cited by them.

Introduction

Optimal branching

Murray's law

Murray meets Tokunaga

Single Source

Geometric argument

Blood networks

River networks

Distributed Sources

Facility location

Size-density law

Cartograms

A reasonable derivation

Global redistribution networks

Public versus Private

References



Many sources, many sinks

How do we distribute sources?

- ▶ Focus on 2-d (results generalize to higher dimensions)
- ▶ Sources = hospitals, post offices, pubs, ...
- ▶ **Key problem:** How do we cope with uneven population densities?
- ▶ Obvious: if density is uniform then sources are best distributed **uniformly**
- ▶ Which lattice is optimal? The **hexagonal lattice**

Q1: How big should the hexagons be?

- ▶ Q2: Given population density is uneven, what do we do?
- ▶ We'll follow work by Stephan ^[19, 20], Gastner and Newman (2006) ^[7], Um *et al.* ^[24] and work cited by them.

Introduction

Optimal branching

Murray's law

Murray meets Tokunaga

Single Source

Geometric argument

Blood networks

River networks

Distributed Sources

Facility location

Size-density law

Cartograms

A reasonable derivation

Global redistribution networks

Public versus Private

References



Many sources, many sinks

How do we distribute sources?

- ▶ Focus on 2-d (results generalize to higher dimensions)
- ▶ Sources = hospitals, post offices, pubs, ...
- ▶ **Key problem:** How do we cope with uneven population densities?
- ▶ Obvious: if density is uniform then sources are best distributed **uniformly**
- ▶ Which lattice is optimal? The **hexagonal lattice**
- ▶ **Q1:** How big should the hexagons be?

▶ **Q2:** Given population density is uneven, what do we do?

▶ We'll follow work by Stephan ^[19, 20], Gastner and Newman (2006) ^[7], Um *et al.* ^[24] and work cited by them.

Introduction

Optimal branching

Murray's law

Murray meets Tokunaga

Single Source

Geometric argument

Blood networks

River networks

Distributed Sources

Facility location

Size-density law

Cartograms

A reasonable derivation

Global redistribution networks

Public versus Private

References



Many sources, many sinks

How do we distribute sources?

- ▶ Focus on 2-d (results generalize to higher dimensions)
- ▶ Sources = hospitals, post offices, pubs, ...
- ▶ **Key problem:** How do we cope with uneven population densities?
- ▶ Obvious: if density is uniform then sources are best distributed **uniformly**
- ▶ Which lattice is optimal? The **hexagonal lattice**
- ▶ **Q1:** How big should the hexagons be?
- ▶ **Q2:** Given population density is uneven, what do we do?
- ▶ We'll follow work by Stephan ^[19, 20], Gastner and Newman (2006) ^[7], Um *et al.* ^[24] and work cited by them.

Introduction

Optimal branching

Murray's law

Murray meets Tokunaga

Single Source

Geometric argument

Blood networks

River networks

Distributed Sources

Facility location

Size-density law

Cartograms

A reasonable derivation

Global redistribution networks

Public versus Private

References



Many sources, many sinks

How do we distribute sources?

- ▶ Focus on 2-d (results generalize to higher dimensions)
- ▶ Sources = hospitals, post offices, pubs, ...
- ▶ **Key problem:** How do we cope with uneven population densities?
- ▶ Obvious: if density is uniform then sources are best distributed **uniformly**
- ▶ Which lattice is optimal? The **hexagonal lattice**
- ▶ **Q1:** How big should the hexagons be?
- ▶ **Q2:** Given population density is uneven, what do we do?
- ▶ We'll follow work by Stephan ^[19, 20], Gastner and Newman (2006) ^[7], Um *et al.* ^[24] and work cited by them.

Introduction

Optimal branching

Murray's law

Murray meets Tokunaga

Single Source

Geometric argument

Blood networks

River networks

Distributed Sources

Facility location

Size-density law

Cartograms

A reasonable derivation

Global redistribution networks

Public versus Private

References



Solidifying the basic problem

- ▶ Given a region with some population distribution ρ , most likely uneven.
- ▶ Given resources to build and maintain N facilities.
- ▶ Q: How do we locate these N facilities so as to minimize the average distance between an individual's residence and the nearest facility?

Introduction

Optimal branching

Murray's law

Murray meets Tokunaga

Single Source

Geometric argument

Blood networks

River networks

Distributed Sources

Facility location

Size-density law

Cartograms

A reasonable derivation

Global redistribution networks

Public versus Private

References



Solidifying the basic problem

- ▶ Given a region with some population distribution ρ , most likely uneven.
- ▶ Given resources to build and maintain N facilities.
- ▶ Q: How do we locate these N facilities so as to minimize the average distance between an individual's residence and the nearest facility?

Introduction

Optimal branching

Murray's law

Murray meets Tokunaga

Single Source

Geometric argument

Blood networks

River networks

Distributed Sources

Facility location

Size-density law

Cartograms

A reasonable derivation

Global redistribution networks

Public versus Private

References



Solidifying the basic problem

- ▶ Given a region with some population distribution ρ , most likely uneven.
- ▶ Given resources to build and maintain N facilities.
- ▶ **Q:** How do we locate these N facilities so as to **minimize the average distance** between an individual's residence and the **nearest facility**?

Introduction

Optimal branching

Murray's law

Murray meets Tokunaga

Single Source

Geometric argument

Blood networks

River networks

Distributed Sources

Facility location

Size-density law

Cartograms

A reasonable derivation

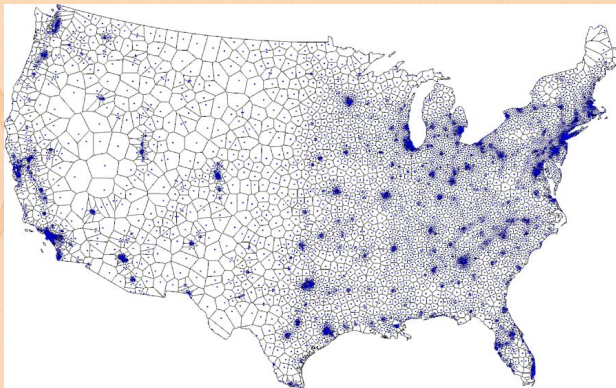
Global redistribution networks

Public versus Private

References



Optimal source allocation



From Gastner and Newman (2006) [7]

- ▶ Approximately optimal location of 5000 facilities.
- ▶ Based on 2000 Census data.
- ▶ Simulated annealing + Voronoi tessellation.

Introduction

Optimal branching

Murray's law

Murray meets Tokunaga

Single Source

Geometric argument

Blood networks

River networks

Distributed Sources

Facility location

Size-density law

Cartograms

A reasonable derivation

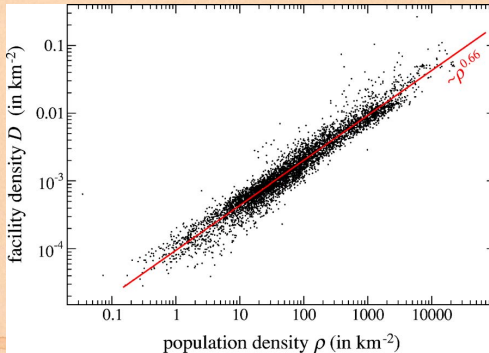
Global redistribution networks

Public versus Private

References



Optimal source allocation



From Gastner and Newman (2006) [7]

- ▶ Optimal facility density D vs. population density ρ .
- ▶ Fit is $D \propto \rho^{0.66}$ with $r^2 = 0.94$.
- ▶ Looking good for a 2/3 power...

Introduction

Optimal branching

Murray's law

Murray meets Tokunaga

Single Source

Geometric argument

Blood networks

River networks

Distributed Sources

Facility location

Size-density law

Cartograms

A reasonable derivation

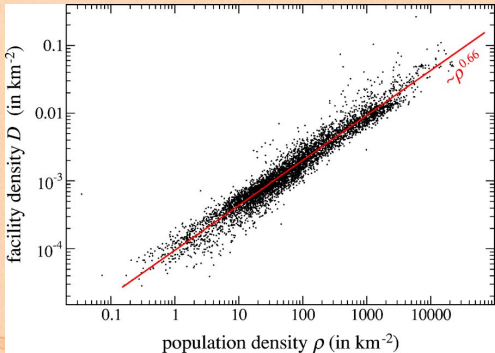
Global redistribution networks

Public versus Private

References



Optimal source allocation



From Gastner and Newman (2006) [7]

- ▶ Optimal facility density D vs. population density ρ .
- ▶ Fit is $D \propto \rho^{0.66}$ with $r^2 = 0.94$.
- ▶ Looking good for a 2/3 power...

Introduction

Optimal branching

- Murray's law
- Murray meets Tokunaga

Single Source

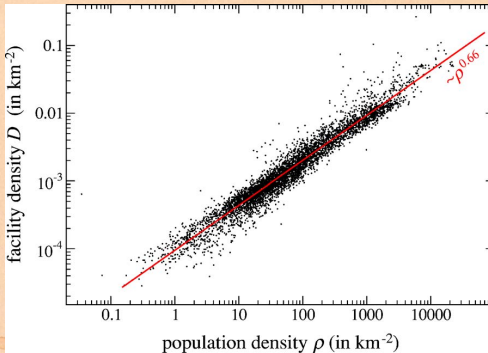
- Geometric argument
- Blood networks
- River networks

Distributed Sources

- Facility location
- Size-density law
- Cartograms
- A reasonable derivation
- Global redistribution networks
- Public versus Private

References





From Gastner and Newman (2006) [7]

- ▶ Optimal facility density D vs. population density ρ .
- ▶ Fit is $D \propto \rho^{0.66}$ with $r^2 = 0.94$.
- ▶ Looking good for a 2/3 power...

Introduction

Optimal branching

Murray's law

Murray meets Tokunaga

Single Source

Geometric argument

Blood networks

River networks

Distributed Sources

Facility location

Size-density law

Cartograms

A reasonable derivation

Global redistribution networks

Public versus Private

References



Outline

Introduction

Optimal branching

Murray's law

Murray meets Tokunaga

Single Source

Geometric argument

Blood networks

River networks

Distributed Sources

Facility location

Size-density law

Cartograms

A reasonable derivation

Global redistribution networks

Public versus Private

References

Supply Networks

Introduction

Optimal branching

Murray's law

Murray meets Tokunaga

Single Source

Geometric argument

Blood networks

River networks

Distributed Sources

Facility location

Size-density law

Cartograms

A reasonable derivation

Global redistribution networks

Public versus Private

References



Size-density law:



$$D \propto \rho^{2/3}$$

- ▶ Why?
- ▶ Again: Different story to branching networks where there was either one source or one sink.
- ▶ Now sources & sinks are distributed throughout region...

Introduction

Optimal branching

Murray's law

Murray meets Tokunaga

Single Source

Geometric argument

Blood networks

River networks

Distributed Sources

Facility location

Size-density law

Cartograms

A reasonable derivation

Global redistribution networks

Public versus Private

References



Size-density law:

- ▶
- ▶ Why?
- ▶ Again: Different story to branching networks where there was either one source or one sink.
- ▶ Now sources & sinks are distributed throughout region...

$$D \propto \rho^{2/3}$$

Introduction

Optimal branching

Murray's law

Murray meets Tokunaga

Single Source

Geometric argument

Blood networks

River networks

Distributed Sources

Facility location

Size-density law

Cartograms

A reasonable derivation

Global redistribution networks

Public versus Private

References



Size-density law:



$$D \propto \rho^{2/3}$$

- ▶ Why?
- ▶ Again: Different story to branching networks where there was either one source or one sink.
- ▶ Now sources & sinks are distributed throughout region...

Introduction

Optimal branching

Murray's law

Murray meets Tokunaga

Single Source

Geometric argument

Blood networks

River networks

Distributed Sources

Facility location

Size-density law

Cartograms

A reasonable derivation

Global redistribution networks

Public versus Private

References



Optimal source allocation

Size-density law:



$$D \propto \rho^{2/3}$$

- ▶ Why?
- ▶ Again: Different story to branching networks where there was either one source or one sink.
- ▶ Now sources & sinks are distributed throughout region...

Introduction

Optimal branching

Murray's law

Murray meets Tokunaga

Single Source

Geometric argument

Blood networks

River networks

Distributed Sources

Facility location

Size-density law

Cartograms

A reasonable derivation

Global redistribution networks

Public versus Private

References



- ▶ We first examine Stephan's treatment (1977) [19, 20]
- ▶ "Territorial Division: The Least-Time Constraint Behind the Formation of Subnational Boundaries" (Science, 1977)
- ▶ Zipf-like approach: invokes principle of minimal effort.
- ▶ Also known as the Homer principle.

Introduction

Optimal branching

Murray's law

Murray meets Tokunaga

Single Source

Geometric argument

Blood networks

River networks

Distributed Sources

Facility location

Size-density law

Cartograms

A reasonable derivation

Global redistribution networks

Public versus Private

References



- ▶ We first examine Stephan's treatment (1977) [19, 20]
- ▶ “Territorial Division: The Least-Time Constraint Behind the Formation of Subnational Boundaries” (Science, 1977)
- ▶ Zipf-like approach: invokes principle of minimal effort.
- ▶ Also known as the Homer principle.

Introduction

Optimal branching

Murray's law

Murray meets Tokunaga

Single Source

Geometric argument

Blood networks

River networks

Distributed Sources

Facility location

Size-density law

Cartograms

A reasonable derivation

Global redistribution networks

Public versus Private

References



- ▶ We first examine Stephan's treatment (1977) [19, 20]
- ▶ “Territorial Division: The Least-Time Constraint Behind the Formation of Subnational Boundaries” (Science, 1977)
- ▶ Zipf-like approach: invokes **principle of minimal effort**.
- ▶ Also known as the Homer principle.

Introduction

Optimal branching

Murray's law

Murray meets Tokunaga

Single Source

Geometric argument

Blood networks

River networks

Distributed Sources

Facility location

Size-density law

Cartograms

A reasonable derivation

Global redistribution networks

Public versus Private

References



- ▶ We first examine Stephan's treatment (1977) [19, 20]
- ▶ "Territorial Division: The Least-Time Constraint Behind the Formation of Subnational Boundaries" (Science, 1977)
- ▶ Zipf-like approach: invokes **principle of minimal effort**.
- ▶ Also known as the Homer principle.

Introduction

Optimal branching

Murray's law

Murray meets Tokunaga

Single Source

Geometric argument

Blood networks

River networks

Distributed Sources

Facility location

Size-density law

Cartograms

A reasonable derivation

Global redistribution networks

Public versus Private

References



Optimal source allocation

- ▶ Consider a region of area A and population P with a single functional center that everyone needs to access every day.
- ▶ Build up a general cost function based on time expended to access and maintain center.
- ▶ Write average travel distance to center as \bar{d} and assume average speed of travel is \bar{v} .
- ▶ Assume isometry: average travel distance \bar{d} will be on the length scale of the region which is $\sim A^{1/2}$
- ▶ Average time expended per person in accessing facility is therefore

$$\bar{d}/\bar{v} = cA^{1/2}/\bar{v}$$

where c is an unimportant shape factor.

Introduction

Optimal branching

Murray's law

Murray meets Tokunaga

Single Source

Geometric argument

Blood networks

River networks

Distributed Sources

Facility location

Size-density law

Cartograms

A reasonable derivation

Global redistribution networks

Public versus Private

References



Optimal source allocation

- ▶ Consider a region of area A and population P with a single functional center that everyone needs to access every day.
- ▶ Build up a general cost function based on time expended to **access and maintain center**.
- ▶ Write average travel distance to center as \bar{d} and assume average speed of travel is \bar{v} .
- ▶ Assume isometry: average travel distance \bar{d} will be on the length scale of the region which is $\sim A^{1/2}$
- ▶ Average time expended per person in accessing facility is therefore

$$\bar{d}/\bar{v} = cA^{1/2}/\bar{v}$$

where c is an unimportant shape factor.

Introduction

Optimal branching

Murray's law

Murray meets Tokunaga

Single Source

Geometric argument

Blood networks

River networks

Distributed Sources

Facility location

Size-density law

Cartograms

A reasonable derivation

Global redistribution networks

Public versus Private

References



Optimal source allocation

- ▶ Consider a region of area A and population P with a single functional center that everyone needs to access every day.
- ▶ Build up a general cost function based on time expended to **access and maintain center**.
- ▶ Write **average travel distance** to center as \bar{d} and assume **average speed of travel** is \bar{v} .
- ▶ Assume isometry: average travel distance \bar{d} will be on the length scale of the region which is $\sim A^{1/2}$
- ▶ Average time expended per person in accessing facility is therefore

$$\bar{d}/\bar{v} = cA^{1/2}/\bar{v}$$

where c is an unimportant shape factor.

Introduction

Optimal branching

Murray's law

Murray meets Tokunaga

Single Source

Geometric argument

Blood networks

River networks

Distributed Sources

Facility location

Size-density law

Cartograms

A reasonable derivation

Global redistribution networks

Public versus Private

References



Optimal source allocation

- ▶ Consider a region of area A and population P with a single functional center that everyone needs to access every day.
- ▶ Build up a general cost function based on time expended to **access and maintain center**.
- ▶ Write **average travel distance** to center as \bar{d} and assume **average speed of travel** is \bar{v} .
- ▶ Assume **isometry**: average travel distance \bar{d} will be on the length scale of the region which is $\sim A^{1/2}$
- ▶ Average time expended per person in accessing facility is therefore

$$\bar{d}/\bar{v} = cA^{1/2}/\bar{v}$$

where c is an unimportant shape factor.

Introduction

Optimal branching

Murray's law

Murray meets Tokunaga

Single Source

Geometric argument

Blood networks

River networks

Distributed Sources

Facility location

Size-density law

Cartograms

A reasonable derivation

Global redistribution networks

Public versus Private

References



Optimal source allocation

- ▶ Consider a region of area A and population P with a single functional center that everyone needs to access every day.
- ▶ Build up a general cost function based on time expended to **access and maintain center**.
- ▶ Write **average travel distance** to center as \bar{d} and assume **average speed of travel** is \bar{v} .
- ▶ Assume **isometry**: average travel distance \bar{d} will be on the length scale of the region which is $\sim A^{1/2}$
- ▶ Average time expended per person in accessing facility is therefore

$$\bar{d}/\bar{v} = cA^{1/2}/\bar{v}$$

where c is an unimportant shape factor.

Introduction

Optimal branching

Murray's law

Murray meets Tokunaga

Single Source

Geometric argument

Blood networks

River networks

Distributed Sources

Facility location

Size-density law

Cartograms

A reasonable derivation

Global redistribution networks

Public versus Private

References



Optimal source allocation

- ▶ Next assume facility requires regular maintenance (person-hours per day)

- ▶ Call this quantity τ

- ▶ If burden of maintenance is shared then average cost per person is τ/P where P = population.

- ▶ Replace P by ρA where ρ is density.

- ▶ Total average time cost per person:

$$T = \bar{d}/\bar{v} + \tau/(\rho A) = gA^{1/2}/\bar{v} + \tau/(\rho A).$$

- ▶ Now Minimize with respect to A ...

Introduction

Optimal branching

Murray's law

Murray meets Tokunaga

Single Source

Geometric argument

Blood networks

River networks

Distributed Sources

Facility location

Size-density law

Cartograms

A reasonable derivation

Global redistribution networks

Public versus Private

References



Optimal source allocation

- ▶ Next assume facility requires regular maintenance (person-hours per day)
- ▶ Call this quantity τ
- ▶ If burden of maintenance is shared then average cost per person is τ/P where P = population.
- ▶ Replace P by ρA where ρ is density.
- ▶ Total average time cost per person:

$$T = \bar{d}/\bar{v} + \tau/(\rho A) = gA^{1/2}/\bar{v} + \tau/(\rho A).$$

- ▶ Now Minimize with respect to A ...

Introduction

Optimal branching

Murray's law

Murray meets Tokunaga

Single Source

Geometric argument

Blood networks

River networks

Distributed Sources

Facility location

Size-density law

Cartograms

A reasonable derivation

Global redistribution networks

Public versus Private

References



Optimal source allocation

- ▶ Next assume facility requires regular maintenance (person-hours per day)
- ▶ Call this quantity τ
- ▶ If burden of maintenance is shared then average cost per person is τ/P where P = population.
- ▶ Replace P by ρA where ρ is density.
- ▶ Total average time cost per person:

$$T = \bar{d}/\bar{v} + \tau/(\rho A) = gA^{1/2}/\bar{v} + \tau/(\rho A).$$

- ▶ Now Minimize with respect to A ...

Introduction

Optimal branching

Murray's law

Murray meets Tokunaga

Single Source

Geometric argument

Blood networks

River networks

Distributed Sources

Facility location

Size-density law

Cartograms

A reasonable derivation

Global redistribution networks

Public versus Private

References



Optimal source allocation

- ▶ Next assume facility requires regular maintenance (person-hours per day)
- ▶ Call this quantity τ
- ▶ If burden of maintenance is shared then average cost per person is τ/P where $P =$ population.
- ▶ Replace P by ρA where ρ is density.
- ▶ Total average time cost per person:

$$T = \bar{d}/\bar{v} + \tau/(\rho A) = gA^{1/2}/\bar{v} + \tau/(\rho A).$$

- ▶ Now Minimize with respect to A ...

Introduction

Optimal branching

Murray's law

Murray meets Tokunaga

Single Source

Geometric argument

Blood networks

River networks

Distributed Sources

Facility location

Size-density law

Cartograms

A reasonable derivation

Global redistribution networks

Public versus Private

References



- ▶ Next assume facility requires regular maintenance (person-hours per day)
- ▶ Call this quantity τ
- ▶ If burden of maintenance is shared then average cost per person is τ/P where P = population.
- ▶ Replace P by ρA where ρ is density.
- ▶ Total average time cost per person:

$$T = \bar{d}/\bar{v} + \tau/(\rho A) = gA^{1/2}/\bar{v} + \tau/(\rho A).$$

- ▶ Now Minimize with respect to A ...

Introduction

Optimal branching

Murray's law

Murray meets Tokunaga

Single Source

Geometric argument

Blood networks

River networks

Distributed Sources

Facility location

Size-density law

Cartograms

A reasonable derivation

Global redistribution networks

Public versus Private

References



- ▶ Next assume facility requires regular maintenance (person-hours per day)
- ▶ Call this quantity τ
- ▶ If burden of maintenance is shared then average cost per person is τ/P where P = population.
- ▶ Replace P by ρA where ρ is density.
- ▶ Total average time cost per person:

$$T = \bar{d}/\bar{v} + \tau/(\rho A) = gA^{1/2}/\bar{v} + \tau/(\rho A).$$

- ▶ Now Minimize with respect to A ...

Introduction

Optimal branching

Murray's law

Murray meets Tokunaga

Single Source

Geometric argument

Blood networks

River networks

Distributed Sources

Facility location

Size-density law

Cartograms

A reasonable derivation

Global redistribution networks

Public versus Private

References



- ▶ Next assume facility requires regular maintenance (person-hours per day)
- ▶ Call this quantity τ
- ▶ If burden of maintenance is shared then average cost per person is τ/P where P = population.
- ▶ Replace P by ρA where ρ is density.
- ▶ Total average time cost per person:

$$T = \bar{d}/\bar{v} + \tau/(\rho A) = gA^{1/2}/\bar{v} + \tau/(\rho A).$$

- ▶ Now Minimize with respect to A ...

Introduction

Optimal branching

Murray's law

Murray meets Tokunaga

Single Source

Geometric argument

Blood networks

River networks

Distributed Sources

Facility location

Size-density law

Cartograms

A reasonable derivation

Global redistribution networks

Public versus Private

References



Optimal source allocation

► Differentiating...

$$\frac{\partial T}{\partial A} = \frac{\partial}{\partial A} \left(cA^{1/2}/\bar{v} + \tau/(\rho A) \right)$$

$$= \frac{c}{2\bar{v}A^{1/2}} - \frac{\tau}{\rho A^2} = 0$$

► Rearrange:

$$A = \left(\frac{2\bar{v}\tau}{c\rho} \right)^{2/3} \propto \rho^{-2/3}$$

► # facilities per unit area \propto

$$A^{-1} \propto \rho^{2/3}$$

► Groovy...

Introduction

Optimal branching

Murray's law

Murray meets Tokunaga

Single Source

Geometric argument

Blood networks

River networks

Distributed Sources

Facility location

Size-density law

Cartograms

A reasonable derivation

Global redistribution networks

Public versus Private

References



Optimal source allocation

► Differentiating...

$$\begin{aligned}\frac{\partial T}{\partial A} &= \frac{\partial}{\partial A} \left(cA^{1/2}/\bar{v} + \tau/(\rho A) \right) \\ &= \frac{c}{2\bar{v}A^{1/2}} - \frac{\tau}{\rho A^2} = 0\end{aligned}$$

► Rearrange:

$$A = \left(\frac{2\bar{v}\tau}{c\rho} \right)^{2/3} \propto \rho^{-2/3}$$

► # facilities per unit area \propto

$$A^{-1} \propto \rho^{2/3}$$

► Groovy...

Introduction

Optimal branching

Murray's law

Murray meets Tokunaga

Single Source

Geometric argument

Blood networks

River networks

Distributed Sources

Facility location

Size-density law

Cartograms

A reasonable derivation

Global redistribution networks

Public versus Private

References



Optimal source allocation

► Differentiating...

$$\begin{aligned}\frac{\partial T}{\partial A} &= \frac{\partial}{\partial A} \left(cA^{1/2}/\bar{v} + \tau/(\rho A) \right) \\ &= \frac{c}{2\bar{v}A^{1/2}} - \frac{\tau}{\rho A^2} = 0\end{aligned}$$

► Rearrange:

$$A = \left(\frac{2\bar{v}\tau}{c\rho} \right)^{2/3} \propto \rho^{-2/3}$$

► # facilities per unit area \propto

$$A^{-1} \propto \rho^{2/3}$$

► Groovy...

Introduction

Optimal branching

Murray's law

Murray meets Tokunaga

Single Source

Geometric argument

Blood networks

River networks

Distributed Sources

Facility location

Size-density law

Cartograms

A reasonable derivation

Global redistribution networks

Public versus Private

References



Optimal source allocation

- ▶ Differentiating...

$$\begin{aligned}\frac{\partial T}{\partial A} &= \frac{\partial}{\partial A} \left(cA^{1/2}/\bar{v} + \tau/(\rho A) \right) \\ &= \frac{c}{2\bar{v}A^{1/2}} - \frac{\tau}{\rho A^2} = 0\end{aligned}$$

- ▶ Rearrange:

$$A = \left(\frac{2\bar{v}\tau}{c\rho} \right)^{2/3} \propto \rho^{-2/3}$$

- ▶ # facilities per unit area \propto

$$A^{-1} \propto \rho^{2/3}$$

- ▶ Groovy...

Introduction

Optimal branching

Murray's law

Murray meets Tokunaga

Single Source

Geometric argument

Blood networks

River networks

Distributed Sources

Facility location

Size-density law

Cartograms

A reasonable derivation

Global redistribution networks

Public versus Private

References



Optimal source allocation

- ▶ Differentiating...

$$\begin{aligned}\frac{\partial T}{\partial A} &= \frac{\partial}{\partial A} \left(cA^{1/2}/\bar{v} + \tau/(\rho A) \right) \\ &= \frac{c}{2\bar{v}A^{1/2}} - \frac{\tau}{\rho A^2} = 0\end{aligned}$$

- ▶ Rearrange:

$$A = \left(\frac{2\bar{v}\tau}{c\rho} \right)^{2/3} \propto \rho^{-2/3}$$

- ▶ # facilities per unit area \propto

$$A^{-1} \propto \rho^{2/3}$$

- ▶ Groovy...

Introduction

Optimal branching

Murray's law

Murray meets Tokunaga

Single Source

Geometric argument

Blood networks

River networks

Distributed Sources

Facility location

Size-density law

Cartograms

A reasonable derivation

Global redistribution networks

Public versus Private

References



Optimal source allocation

- ▶ Differentiating...

$$\begin{aligned}\frac{\partial T}{\partial A} &= \frac{\partial}{\partial A} \left(cA^{1/2}/\bar{v} + \tau/(\rho A) \right) \\ &= \frac{c}{2\bar{v}A^{1/2}} - \frac{\tau}{\rho A^2} = 0\end{aligned}$$

- ▶ Rearrange:

$$A = \left(\frac{2\bar{v}\tau}{c\rho} \right)^{2/3} \propto \rho^{-2/3}$$

- ▶ # facilities per unit area \propto

$$A^{-1} \propto \rho^{2/3}$$

- ▶ Groovy...

Introduction

Optimal branching

Murray's law

Murray meets Tokunaga

Single Source

Geometric argument

Blood networks

River networks

Distributed Sources

Facility location

Size-density law

Cartograms

A reasonable derivation

Global redistribution networks

Public versus Private

References



Optimal source allocation

- ▶ Differentiating...

$$\begin{aligned}\frac{\partial T}{\partial A} &= \frac{\partial}{\partial A} \left(cA^{1/2}/\bar{v} + \tau/(\rho A) \right) \\ &= \frac{c}{2\bar{v}A^{1/2}} - \frac{\tau}{\rho A^2} = 0\end{aligned}$$

- ▶ Rearrange:

$$A = \left(\frac{2\bar{v}\tau}{c\rho} \right)^{2/3} \propto \rho^{-2/3}$$

- ▶ # facilities per unit area \propto

$$A^{-1} \propto \rho^{2/3}$$

- ▶ Groovy...

Introduction

Optimal branching

Murray's law

Murray meets Tokunaga

Single Source

Geometric argument

Blood networks

River networks

Distributed Sources

Facility location

Size-density law

Cartograms

A reasonable derivation

Global redistribution networks

Public versus Private

References



An issue:

- ▶ Maintenance (τ) is assumed to be **independent** of population and area (P and A)

Introduction

Optimal branching

Murray's law

Murray meets Tokunaga

Single Source

Geometric argument

Blood networks

River networks

Distributed Sources

Facility location

Size-density law

Cartograms

A reasonable derivation

Global redistribution networks

Public versus Private

References



Optimal source allocation

Supply Networks

Stephan's online book

"The Division of Territory in Society" is [here](#) (田).

Introduction

Optimal branching

Murray's law

Murray meets Tokunaga

Single Source

Geometric argument

Blood networks

River networks

Distributed Sources

Facility location

Size-density law

Cartograms

A reasonable derivation

Global redistribution networks

Public versus Private

References



Outline

Introduction

Optimal branching

Murray's law

Murray meets Tokunaga

Single Source

Geometric argument

Blood networks

River networks

Distributed Sources

Facility location

Size-density law

Cartograms

A reasonable derivation

Global redistribution networks

Public versus Private

References

Supply Networks

Introduction

Optimal branching

Murray's law

Murray meets Tokunaga

Single Source

Geometric argument

Blood networks

River networks

Distributed Sources

Facility location

Size-density law

Cartograms

A reasonable derivation

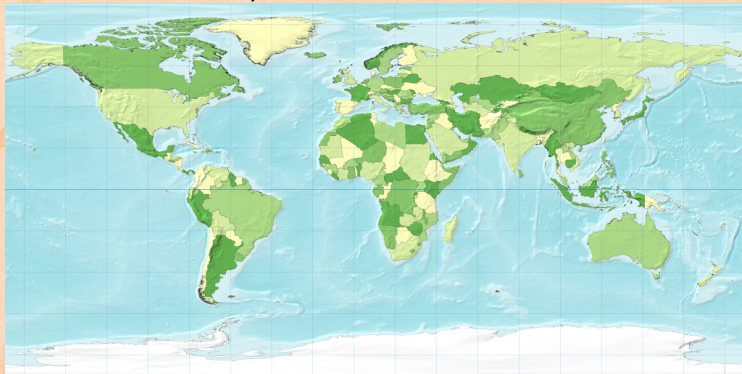
Global redistribution networks

Public versus Private

References



Standard world map:



Introduction

Optimal branching

Murray's law

Murray meets Tokunaga

Single Source

Geometric argument

Blood networks

River networks

Distributed Sources

Facility location

Size-density law

Cartograms

A reasonable derivation

Global redistribution networks

Public versus Private

References



Cartogram of countries 'rescaled' by population:



Introduction

Optimal branching

Murray's law

Murray meets Tokunaga

Single Source

Geometric argument

Blood networks

River networks

Distributed

Sources

Facility location

Size-density law

Cartograms

A reasonable derivation

Global redistribution

networks

Public versus Private

References



Cartograms

Diffusion-based cartograms:

- ▶ Idea of cartograms is to distort areas to more accurately represent some local density ρ (e.g. population).
- ▶ Many methods put forward—typically involve some kind of physical analogy to spreading or repulsion.
- ▶ Algorithm due to Gastner and Newman (2004) [6] is based on standard diffusion:

$$\nabla^2 \rho - \frac{\partial \rho}{\partial t} = 0.$$

- ▶ Allow density to diffuse and trace the movement of individual elements and boundaries.
- ▶ Diffusion is constrained by boundary condition of surrounding area having density $\bar{\rho}$.

Introduction

Optimal branching

Murray's law

Murray meets Tokunaga

Single Source

Geometric argument

Blood networks

River networks

Distributed Sources

Facility location

Size-density law

Cartograms

A reasonable derivation

Global redistribution networks

Public versus Private

References



Cartograms

Diffusion-based cartograms:

- ▶ Idea of cartograms is to **distort areas** to more accurately represent some local density ρ (e.g. population).
- ▶ Many methods put forward—typically involve some kind of physical analogy to spreading or repulsion.
- ▶ Algorithm due to Gastner and Newman (2004) [6] is based on standard diffusion:

$$\nabla^2 \rho - \frac{\partial \rho}{\partial t} = 0.$$

- ▶ Allow density to diffuse and trace the movement of individual elements and boundaries.
- ▶ Diffusion is constrained by boundary condition of surrounding area having density $\bar{\rho}$.

Introduction

Optimal branching

Murray's law

Murray meets Tokunaga

Single Source

Geometric argument

Blood networks

River networks

Distributed Sources

Facility location

Size-density law

Cartograms

A reasonable derivation

Global redistribution networks

Public versus Private

References



Cartograms

Diffusion-based cartograms:

- ▶ Idea of cartograms is to **distort areas** to more accurately represent some local density ρ (e.g. population).
- ▶ Many methods put forward—typically involve some kind of physical analogy to **spreading or repulsion**.
- ▶ Algorithm due to Gastner and Newman (2004) [6] is based on standard diffusion:

$$\nabla^2 \rho - \frac{\partial \rho}{\partial t} = 0.$$

- ▶ Allow density to diffuse and trace the movement of individual elements and boundaries.
- ▶ Diffusion is constrained by boundary condition of surrounding area having density $\bar{\rho}$.

Introduction

Optimal branching

Murray's law

Murray meets Tokunaga

Single Source

Geometric argument

Blood networks

River networks

Distributed Sources

Facility location

Size-density law

Cartograms

A reasonable derivation

Global redistribution networks

Public versus Private

References



Cartograms

Diffusion-based cartograms:

- ▶ Idea of cartograms is to **distort areas** to more accurately represent some local density ρ (e.g. population).
- ▶ Many methods put forward—typically involve some kind of physical analogy to **spreading or repulsion**.
- ▶ Algorithm due to Gastner and Newman (2004) [6] is based on **standard diffusion**:

$$\nabla^2 \rho - \frac{\partial \rho}{\partial t} = 0.$$

- ▶ Allow density to diffuse and trace the movement of individual elements and boundaries.
- ▶ Diffusion is constrained by boundary condition of surrounding area having density $\bar{\rho}$.

Introduction

Optimal branching

Murray's law

Murray meets Tokunaga

Single Source

Geometric argument

Blood networks

River networks

Distributed Sources

Facility location

Size-density law

Cartograms

A reasonable derivation

Global redistribution networks

Public versus Private

References



Cartograms

Diffusion-based cartograms:

- ▶ Idea of cartograms is to **distort areas** to more accurately represent some local density ρ (e.g. population).
- ▶ Many methods put forward—typically involve some kind of physical analogy to **spreading or repulsion**.
- ▶ Algorithm due to Gastner and Newman (2004) ^[6] is based on **standard diffusion**:

$$\nabla^2 \rho - \frac{\partial \rho}{\partial t} = 0.$$

- ▶ Allow density to diffuse and trace the movement of individual elements and boundaries.
- ▶ Diffusion is constrained by boundary condition of surrounding area having density $\bar{\rho}$.

Introduction

Optimal branching

Murray's law

Murray meets Tokunaga

Single Source

Geometric argument

Blood networks

River networks

Distributed Sources

Facility location

Size-density law

Cartograms

A reasonable derivation

Global redistribution networks

Public versus Private

References



Cartograms

Diffusion-based cartograms:

- ▶ Idea of cartograms is to **distort areas** to more accurately represent some local density ρ (e.g. population).
- ▶ Many methods put forward—typically involve some kind of physical analogy to **spreading or repulsion**.
- ▶ Algorithm due to Gastner and Newman (2004) ^[6] is based on **standard diffusion**:

$$\nabla^2 \rho - \frac{\partial \rho}{\partial t} = 0.$$

- ▶ Allow density to diffuse and trace the movement of individual elements and boundaries.
- ▶ Diffusion is constrained by boundary condition of surrounding area having density $\bar{\rho}$.

Introduction

Optimal branching

Murray's law

Murray meets Tokunaga

Single Source

Geometric argument

Blood networks

River networks

Distributed Sources

Facility location

Size-density law

Cartograms

A reasonable derivation

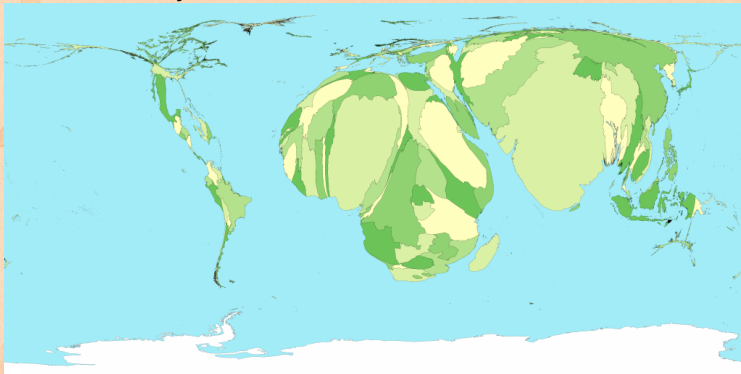
Global redistribution networks

Public versus Private

References



Child mortality:



Introduction

Optimal branching

Murray's law

Murray meets Tokunaga

Single Source

Geometric argument

Blood networks

River networks

Distributed Sources

Facility location

Size-density law

Cartograms

A reasonable derivation

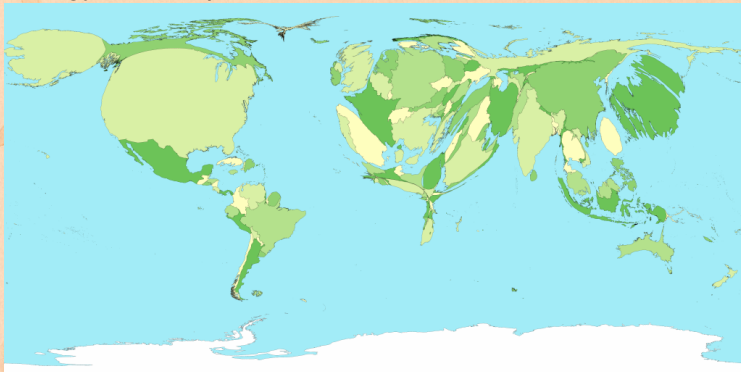
Global redistribution networks

Public versus Private

References



Energy consumption:



Introduction

Optimal branching

Murray's law

Murray meets Tokunaga

Single Source

Geometric argument

Blood networks

River networks

Distributed Sources

Facility location

Size-density law

Cartograms

A reasonable derivation

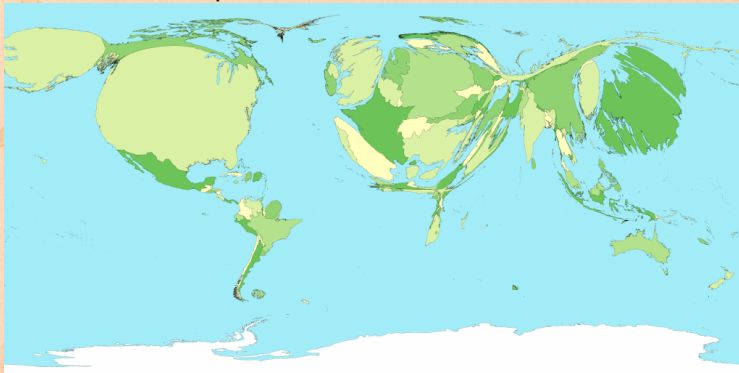
Global redistribution networks

Public versus Private

References



Gross domestic product:



Introduction

Optimal branching

Murray's law

Murray meets Tokunaga

Single Source

Geometric argument

Blood networks

River networks

Distributed Sources

Facility location

Size-density law

Cartograms

A reasonable derivation

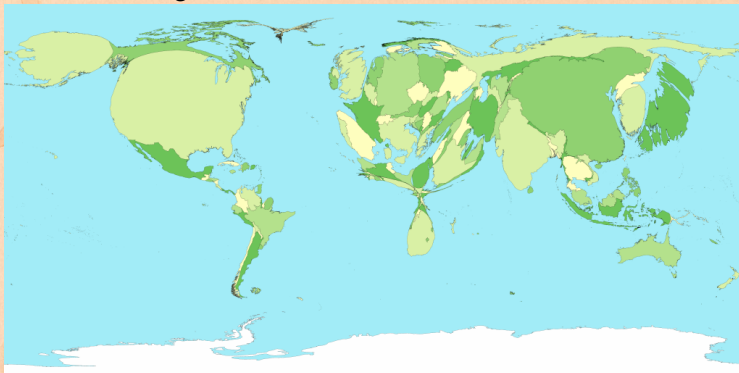
Global redistribution networks

Public versus Private

References



Greenhouse gas emissions:



Introduction

Optimal branching

Murray's law

Murray meets Tokunaga

Single Source

Geometric argument

Blood networks

River networks

Distributed Sources

Facility location

Size-density law

Cartograms

A reasonable derivation

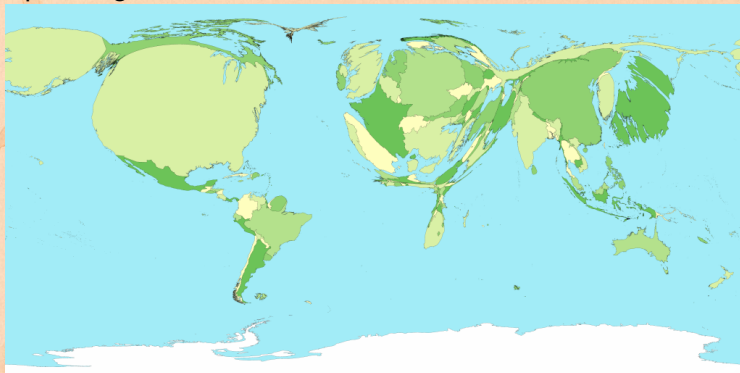
Global redistribution networks

Public versus Private

References



Spending on healthcare:



Introduction

Optimal branching

Murray's law

Murray meets Tokunaga

Single Source

Geometric argument

Blood networks

River networks

Distributed Sources

Facility location

Size-density law

Cartograms

A reasonable derivation

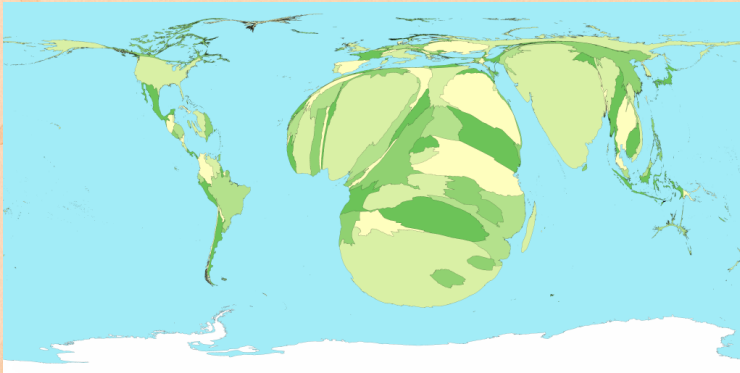
Global redistribution networks

Public versus Private

References



People living with HIV:



Introduction

Optimal branching

Murray's law

Murray meets Tokunaga

Single Source

Geometric argument

Blood networks

River networks

Distributed

Sources

Facility location

Size-density law

Cartograms

A reasonable derivation

Global redistribution
networks

Public versus Private

References



- ▶ The preceding sampling of Gastner & Newman's cartograms lives here (田).
- ▶ A larger collection can be found at worldmapper.org (田).

WORLDMAPPER *The world as you've never seen it before*

Introduction

Optimal branching

Murray's law

Murray meets Tokunaga

Single Source

Geometric argument

Blood networks

River networks

Distributed Sources

Facility location

Size-density law

Cartograms

A reasonable derivation

Global redistribution networks

Public versus Private

References



- ▶ The preceding sampling of Gastner & Newman's cartograms lives [here](#) (田).
- ▶ A larger collection can be found at worldmapper.org (田).

WORLDMAPPER The world as you've never seen it before

Introduction

Optimal branching

Murray's law

Murray meets Tokunaga

Single Source

Geometric argument

Blood networks

River networks

Distributed Sources

Facility location

Size-density law

Cartograms

A reasonable derivation

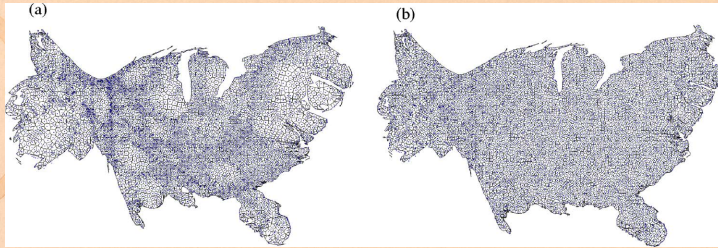
Global redistribution networks

Public versus Private

References



Size-density law



- ▶ **Left:** population density-equalized cartogram.
- ▶ **Right:** $(\text{population density})^{2/3}$ -equalized cartogram.
- ▶ Facility density is uniform for $\rho^{2/3}$ cartogram.

From Gastner and Newman (2006) [7]

Introduction

Optimal branching

- Murray's law
- Murray meets Tokunaga

Single Source

- Geometric argument
- Blood networks
- River networks

Distributed Sources

- Facility location
- Size-density law

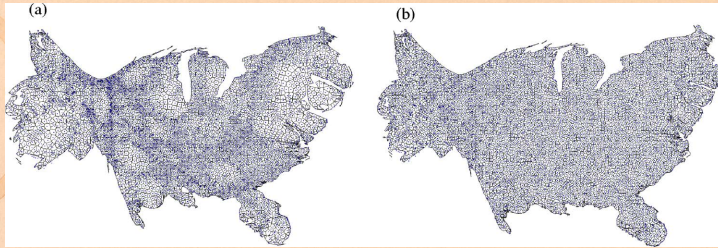
Cartograms

- A reasonable derivation
- Global redistribution networks
- Public versus Private

References



Size-density law



- ▶ **Left:** population density-equalized cartogram.
- ▶ **Right:** $(\text{population density})^{2/3}$ -equalized cartogram.
- ▶ Facility density is uniform for $\rho^{2/3}$ cartogram.

From Gastner and Newman (2006) [7]

Introduction

Optimal branching

- Murray's law
- Murray meets Tokunaga

Single Source

- Geometric argument
- Blood networks
- River networks

Distributed Sources

- Facility location
- Size-density law

Cartograms

- A reasonable derivation
- Global redistribution networks
- Public versus Private

References



Size-density law

Introduction

Optimal branching

- Murray's law
- Murray meets Tokunaga

Single Source

- Geometric argument
- Blood networks
- River networks

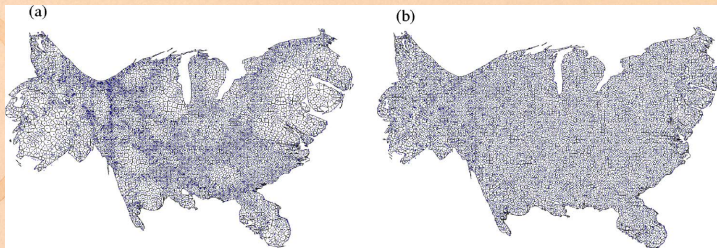
Distributed Sources

- Facility location
- Size-density law

Cartograms

- A reasonable derivation
- Global redistribution networks
- Public versus Private

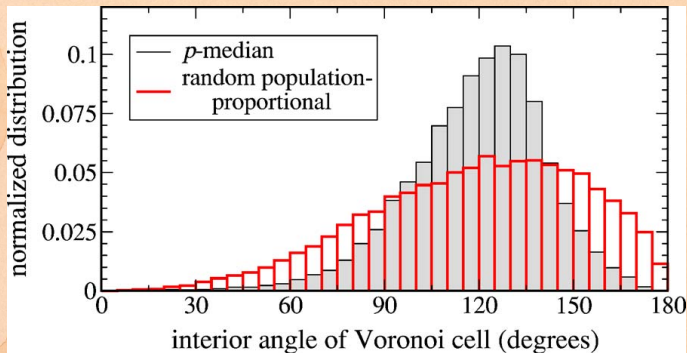
References



- ▶ **Left:** population density-equalized cartogram.
- ▶ **Right:** $(\text{population density})^{2/3}$ -equalized cartogram.
- ▶ Facility density is uniform for $\rho^{2/3}$ cartogram.

From Gastner and Newman (2006) [7]

Size-density law



From Gastner and Newman (2006) [7]

- ▶ Cartogram's Voronoi cells are somewhat hexagonal.

Introduction

Optimal branching

Murray's law

Murray meets Tokunaga

Single Source

Geometric argument

Blood networks

River networks

Distributed

Sources

Facility location

Size-density law

Cartograms

A reasonable derivation

Global redistribution networks

Public versus Private

References



Outline

Introduction

Optimal branching

Murray's law

Murray meets Tokunaga

Single Source

Geometric argument

Blood networks

River networks

Distributed Sources

Facility location

Size-density law

Cartograms

A reasonable derivation

Global redistribution networks

Public versus Private

References

Supply Networks

Introduction

Optimal branching

Murray's law

Murray meets Tokunaga

Single Source

Geometric argument

Blood networks

River networks

Distributed

Sources

Facility location

Size-density law

Cartograms

A reasonable derivation

Global redistribution
networks

Public versus Private

References



Deriving the optimal source distribution:

- ▶ Basic idea: Minimize the average distance from a random individual to the nearest facility. [7]
- ▶ Assume given a fixed population density ρ defined on a spatial region Ω .
- ▶ Formally, we want to find the locations of n sources $\{\bar{x}_1, \dots, \bar{x}_n\}$ that minimizes the cost function

$$F(\{\bar{x}_1, \dots, \bar{x}_n\}) = \int_{\Omega} \rho(\bar{x}) \min_i \|\bar{x} - \bar{x}_i\| d\bar{x}.$$

- ▶ Also known as the p -median problem.
- ▶ Not easy... in fact this one is an NP-hard problem. [7]
- ▶ Approximate solution originally due to Gusein-Zade [9].

Introduction

Optimal branching

Murray's law

Murray meets Tokunaga

Single Source

Geometric argument

Blood networks

River networks

Distributed Sources

Facility location

Size-density law

Cartograms

A reasonable derivation

Global redistribution networks

Public versus Private

References



Deriving the optimal source distribution:

- ▶ **Basic idea:** Minimize the average distance from a random individual to the nearest facility. [7]
- ▶ Assume given a fixed population density ρ defined on a spatial region Ω .
- ▶ Formally, we want to find the locations of n sources $\{\bar{x}_1, \dots, \bar{x}_n\}$ that minimizes the cost function

$$F(\{\bar{x}_1, \dots, \bar{x}_n\}) = \int_{\Omega} \rho(\bar{x}) \min_i \|\bar{x} - \bar{x}_i\| d\bar{x}.$$

- ▶ Also known as the p -median problem.
- ▶ Not easy... in fact this one is an NP-hard problem. [7]
- ▶ Approximate solution originally due to Gusein-Zade [9].

Introduction

Optimal branching

Murray's law

Murray meets Tokunaga

Single Source

Geometric argument

Blood networks

River networks

Distributed

Sources

Facility location

Size-density law

Cartograms

A reasonable derivation

Global redistribution networks

Public versus Private

References



Deriving the optimal source distribution:

- ▶ **Basic idea:** Minimize the average distance from a random individual to the nearest facility. [7]
- ▶ Assume given a fixed population density ρ defined on a spatial region Ω .
- ▶ Formally, we want to find the locations of n sources $\{\bar{x}_1, \dots, \bar{x}_n\}$ that minimizes the cost function

$$F(\{\bar{x}_1, \dots, \bar{x}_n\}) = \int_{\Omega} \rho(\bar{x}) \min_i \|\bar{x} - \bar{x}_i\| d\bar{x}.$$

- ▶ Also known as the p -median problem.
- ▶ Not easy... in fact this one is an NP-hard problem. [7]
- ▶ Approximate solution originally due to Gusein-Zade [9].

Introduction

Optimal branching

Murray's law

Murray meets Tokunaga

Single Source

Geometric argument

Blood networks

River networks

Distributed

Sources

Facility location

Size-density law

Cartograms

A reasonable derivation

Global redistribution networks

Public versus Private

References



Deriving the optimal source distribution:

- ▶ **Basic idea:** Minimize the average distance from a random individual to the nearest facility. [7]
- ▶ Assume given a fixed population density ρ defined on a spatial region Ω .
- ▶ Formally, we want to find the locations of n sources $\{\vec{x}_1, \dots, \vec{x}_n\}$ that minimizes the **cost function**

$$F(\{\vec{x}_1, \dots, \vec{x}_n\}) = \int_{\Omega} \rho(\vec{x}) \min_i \|\vec{x} - \vec{x}_i\| d\vec{x}.$$

- ▶ Also known as the p -median problem.
- ▶ Not easy... in fact this one is an NP-hard problem. [7]
- ▶ Approximate solution originally due to Gusein-Zade [9].

Introduction

Optimal branching

Murray's law

Murray meets Tokunaga

Single Source

Geometric argument

Blood networks

River networks

Distributed

Sources

Facility location

Size-density law

Cartograms

A reasonable derivation

Global redistribution networks

Public versus Private

References



Size-density law

Deriving the optimal source distribution:

- ▶ **Basic idea:** Minimize the average distance from a random individual to the nearest facility. [7]
- ▶ Assume given a fixed population density ρ defined on a spatial region Ω .
- ▶ Formally, we want to find the locations of n sources $\{\vec{x}_1, \dots, \vec{x}_n\}$ that minimizes the **cost function**

$$F(\{\vec{x}_1, \dots, \vec{x}_n\}) = \int_{\Omega} \rho(\vec{x}) \min_i \|\vec{x} - \vec{x}_i\| d\vec{x}.$$

- ▶ Also known as the p-median problem.
- ▶ Not easy... in fact this one is an NP-hard problem. [7]
- ▶ Approximate solution originally due to Gusein-Zade [9].

Introduction

Optimal branching

Murray's law

Murray meets Tokunaga

Single Source

Geometric argument

Blood networks

River networks

Distributed Sources

Facility location

Size-density law

Cartograms

A reasonable derivation

Global redistribution networks

Public versus Private

References



Deriving the optimal source distribution:

- ▶ **Basic idea:** Minimize the average distance from a random individual to the nearest facility. [7]
- ▶ Assume given a fixed population density ρ defined on a spatial region Ω .
- ▶ Formally, we want to find the locations of n sources $\{\vec{x}_1, \dots, \vec{x}_n\}$ that minimizes the **cost function**

$$F(\{\vec{x}_1, \dots, \vec{x}_n\}) = \int_{\Omega} \rho(\vec{x}) \min_i \|\vec{x} - \vec{x}_i\| d\vec{x}.$$

- ▶ Also known as the p-median problem.
- ▶ Not easy... in fact this one is an NP-hard problem. [7]
- ▶ Approximate solution originally due to Gusein-Zade [9].

Introduction

Optimal branching

Murray's law

Murray meets Tokunaga

Single Source

Geometric argument

Blood networks

River networks

Distributed Sources

Facility location

Size-density law

Cartograms

A reasonable derivation

Global redistribution networks

Public versus Private

References



Deriving the optimal source distribution:

- ▶ **Basic idea:** Minimize the average distance from a random individual to the nearest facility. [7]
- ▶ Assume given a fixed population density ρ defined on a spatial region Ω .
- ▶ Formally, we want to find the locations of n sources $\{\vec{x}_1, \dots, \vec{x}_n\}$ that minimizes the **cost function**

$$F(\{\vec{x}_1, \dots, \vec{x}_n\}) = \int_{\Omega} \rho(\vec{x}) \min_i \|\vec{x} - \vec{x}_i\| d\vec{x}.$$

- ▶ Also known as the p-median problem.
- ▶ Not easy... in fact this one is an NP-hard problem. [7]
- ▶ Approximate solution originally due to Gusein-Zade [9].

Introduction

Optimal branching

Murray's law

Murray meets Tokunaga

Single Source

Geometric argument

Blood networks

River networks

Distributed Sources

Facility location

Size-density law

Cartograms

A reasonable derivation

Global redistribution networks

Public versus Private

References



Approximations:

- ▶ For a given set of source placements $\{\vec{x}_1, \dots, \vec{x}_n\}$, the region Ω is divided up into Voronoi cells (田), one per source.
- ▶ Define $A(\vec{x})$ as the area of the Voronoi cell containing \vec{x} .
- ▶ As per Stephan's calculation, estimate typical distance from \vec{x} to the nearest source (say i) as

$$c_i A(\vec{x})^{1/2}$$

where c_i is a shape factor for the i th Voronoi cell.

- ▶ Approximate c_i as a constant c .

Introduction

Optimal branching

Murray's law

Murray meets Tokunaga

Single Source

Geometric argument

Blood networks

River networks

Distributed Sources

Facility location

Size-density law

Cartograms

A reasonable derivation

Global redistribution networks

Public versus Private

References



Approximations:

- ▶ For a given set of source placements $\{\vec{x}_1, \dots, \vec{x}_n\}$, the region Ω is divided up into Voronoi cells (田), one per source.
- ▶ Define $A(\vec{x})$ as the **area** of the Voronoi cell containing \vec{x} .
- ▶ As per Stephan's calculation, estimate typical distance from \vec{x} to the nearest source (say i) as

$$c_i A(\vec{x})^{1/2}$$

where c_i is a shape factor for the i th Voronoi cell.

- ▶ Approximate c_i as a constant c .

Introduction

Optimal branching

Murray's law

Murray meets Tokunaga

Single Source

Geometric argument

Blood networks

River networks

Distributed Sources

Facility location

Size-density law

Cartograms

A reasonable derivation

Global redistribution networks

Public versus Private

References



Approximations:

- ▶ For a given set of source placements $\{\vec{x}_1, \dots, \vec{x}_n\}$, the region Ω is divided up into Voronoi cells (田), one per source.
- ▶ Define $A(\vec{x})$ as the **area** of the Voronoi cell containing \vec{x} .
- ▶ As per Stephan's calculation, estimate typical distance from \vec{x} to the nearest source (say i) as

$$c_i A(\vec{x})^{1/2}$$

where c_i is a shape factor for the i th Voronoi cell.

- ▶ Approximate c_i as a constant c .

Introduction

Optimal branching

Murray's law

Murray meets Tokunaga

Single Source

Geometric argument

Blood networks

River networks

Distributed Sources

Facility location

Size-density law

Cartograms

A reasonable derivation

Global redistribution networks

Public versus Private

References



Approximations:

- ▶ For a given set of source placements $\{\vec{x}_1, \dots, \vec{x}_n\}$, the region Ω is divided up into Voronoi cells (田), one per source.
- ▶ Define $A(\vec{x})$ as the **area** of the Voronoi cell containing \vec{x} .
- ▶ As per Stephan's calculation, estimate typical distance from \vec{x} to the nearest source (say i) as

$$c_i A(\vec{x})^{1/2}$$

where c_i is a shape factor for the i th Voronoi cell.

- ▶ Approximate c_i as a constant c .

Introduction

Optimal branching

Murray's law

Murray meets Tokunaga

Single Source

Geometric argument

Blood networks

River networks

Distributed Sources

Facility location

Size-density law

Cartograms

A reasonable derivation

Global redistribution networks

Public versus Private

References



Size-density law

Carrying on:

- ▶ The cost function is now

$$F = c \int_{\Omega} \rho(\vec{x}) A(\vec{x})^{1/2} d\vec{x}.$$

- ▶ We also have that the constraint that Voronoi cells divide up the overall area of Ω : $\sum_{i=1}^n A(\vec{x}_i) = A_{\Omega}$.
- ▶ Sneakily turn this into an integral constraint:

$$\int_{\Omega} \frac{d\vec{x}}{A(\vec{x})} = n.$$

- ▶ Within each cell, $A(\vec{x})$ is constant.
- ▶ So... integral over each of the n cells equals 1.

Introduction

Optimal branching

Murray's law

Murray meets Tokunaga

Single Source

Geometric argument

Blood networks

River networks

Distributed

Sources

Facility location

Size-density law

Cartograms

A reasonable derivation

Global redistribution networks

Public versus Private

References



Carrying on:

- ▶ The cost function is now

$$F = c \int_{\Omega} \rho(\vec{x}) A(\vec{x})^{1/2} d\vec{x}.$$

- ▶ We also have that the **constraint** that Voronoi cells divide up the overall area of Ω : $\sum_{i=1}^n A(\vec{x}_i) = A_{\Omega}$.
- ▶ Sneakily turn this into an integral constraint:

$$\int_{\Omega} \frac{d\vec{x}}{A(\vec{x})} = n.$$

- ▶ Within each cell, $A(\vec{x})$ is constant.
- ▶ So... integral over each of the n cells equals 1.

Introduction

Optimal branching

Murray's law

Murray meets Tokunaga

Single Source

Geometric argument

Blood networks

River networks

Distributed Sources

Facility location

Size-density law

Cartograms

A reasonable derivation

Global redistribution networks

Public versus Private

References



Carrying on:

- ▶ The cost function is now

$$F = c \int_{\Omega} \rho(\vec{x}) A(\vec{x})^{1/2} d\vec{x}.$$

- ▶ We also have that the **constraint** that Voronoi cells divide up the overall area of Ω : $\sum_{i=1}^n A(\vec{x}_i) = A_{\Omega}$.
- ▶ Sneakily turn this into an integral constraint:

$$\int_{\Omega} \frac{d\vec{x}}{A(\vec{x})} = n.$$

- ▶ Within each cell, $A(\vec{x})$ is constant.
- ▶ So... integral over each of the n cells equals 1.

Introduction

Optimal branching

Murray's law

Murray meets Tokunaga

Single Source

Geometric argument

Blood networks

River networks

Distributed Sources

Facility location

Size-density law

Cartograms

A reasonable derivation

Global redistribution networks

Public versus Private

References



Carrying on:

- ▶ The cost function is now

$$F = c \int_{\Omega} \rho(\vec{x}) A(\vec{x})^{1/2} d\vec{x}.$$

- ▶ We also have that the **constraint** that Voronoi cells divide up the overall area of Ω : $\sum_{i=1}^n A(\vec{x}_i) = A_{\Omega}$.
- ▶ Sneakily turn this into an integral constraint:

$$\int_{\Omega} \frac{d\vec{x}}{A(\vec{x})} = n.$$

- ▶ Within each cell, $A(\vec{x})$ is constant.
- ▶ So... integral over each of the n cells equals 1.

Introduction

Optimal branching

Murray's law

Murray meets Tokunaga

Single Source

Geometric argument

Blood networks

River networks

Distributed

Sources

Facility location

Size-density law

Cartograms

A reasonable derivation

Global redistribution
networks

Public versus Private

References



Carrying on:

- ▶ The cost function is now

$$F = c \int_{\Omega} \rho(\vec{x}) A(\vec{x})^{1/2} d\vec{x}.$$

- ▶ We also have that the **constraint** that Voronoi cells divide up the overall area of Ω : $\sum_{i=1}^n A(\vec{x}_i) = A_{\Omega}$.
- ▶ Sneakily turn this into an integral constraint:

$$\int_{\Omega} \frac{d\vec{x}}{A(\vec{x})} = n.$$

- ▶ Within each cell, $A(\vec{x})$ is constant.
- ▶ So... integral over each of the n cells equals 1.

Introduction

Optimal branching

Murray's law

Murray meets Tokunaga

Single Source

Geometric argument

Blood networks

River networks

Distributed Sources

Facility location

Size-density law

Cartograms

A reasonable derivation

Global redistribution networks

Public versus Private

References



Size-density law

Now a Lagrange multiplier story:

- ▶ By varying $\{\vec{x}_1, \dots, \vec{x}_n\}$, minimize

$$G(A) = c \int_{\Omega} \rho(\vec{x}) A(\vec{x})^{1/2} d\vec{x} - \lambda \left(n - \int_{\Omega} [A(\vec{x})]^{-1} d\vec{x} \right)$$

- ▶ Next compute $\delta G / \delta A$, the functional derivative (\boxplus) of the functional $G(A)$.
- ▶ This gives

$$\int_{\Omega} \left[\frac{c}{2} \rho(\vec{x}) A(\vec{x})^{-1/2} - \lambda [A(\vec{x})]^{-2} \right] d\vec{x} = 0.$$

- ▶ Setting the integrand to be zilch, we have:

$$\rho(\vec{x}) = 2\lambda c^{-1} A(\vec{x})^{-3/2}.$$

Introduction

Optimal branching

Murray's law

Murray meets Tokunaga

Single Source

Geometric argument

Blood networks

River networks

Distributed Sources

Facility location

Size-density law

Cartograms

A reasonable derivation

Global redistribution networks

Public versus Private

References



Size-density law

Now a Lagrange multiplier story:

- ▶ By varying $\{\vec{x}_1, \dots, \vec{x}_n\}$, minimize

$$G(A) = c \int_{\Omega} \rho(\vec{x}) A(\vec{x})^{1/2} d\vec{x} - \lambda \left(n - \int_{\Omega} [A(\vec{x})]^{-1} d\vec{x} \right)$$

- ▶ Next compute $\delta G / \delta A$, the functional derivative (\boxplus) of the functional $G(A)$.
- ▶ This gives

$$\int_{\Omega} \left[\frac{c}{2} \rho(\vec{x}) A(\vec{x})^{-1/2} - \lambda [A(\vec{x})]^{-2} \right] d\vec{x} = 0.$$

- ▶ Setting the integrand to be zilch, we have:

$$\rho(\vec{x}) = 2\lambda c^{-1} A(\vec{x})^{-3/2}.$$

Introduction

Optimal branching

Murray's law

Murray meets Tokunaga

Single Source

Geometric argument

Blood networks

River networks

Distributed Sources

Facility location

Size-density law

Cartograms

A reasonable derivation

Global redistribution networks

Public versus Private

References



Size-density law

Now a Lagrange multiplier story:

- ▶ By varying $\{\vec{x}_1, \dots, \vec{x}_n\}$, minimize

$$G(A) = c \int_{\Omega} \rho(\vec{x}) A(\vec{x})^{1/2} d\vec{x} - \lambda \left(n - \int_{\Omega} [A(\vec{x})]^{-1} d\vec{x} \right)$$

- ▶ Next compute $\delta G / \delta A$, the functional derivative (\boxplus) of the functional $G(A)$.
- ▶ This gives

$$\int_{\Omega} \left[\frac{c}{2} \rho(\vec{x}) A(\vec{x})^{-1/2} - \lambda [A(\vec{x})]^{-2} \right] d\vec{x} = 0.$$

- ▶ Setting the integrand to be zilch, we have:

$$\rho(\vec{x}) = 2\lambda c^{-1} A(\vec{x})^{-3/2}.$$

Introduction

Optimal branching

Murray's law

Murray meets Tokunaga

Single Source

Geometric argument

Blood networks

River networks

Distributed Sources

Facility location

Size-density law

Cartograms

A reasonable derivation

Global redistribution networks

Public versus Private

References



Size-density law

Now a Lagrange multiplier story:

- ▶ By varying $\{\vec{x}_1, \dots, \vec{x}_n\}$, minimize

$$G(A) = c \int_{\Omega} \rho(\vec{x}) A(\vec{x})^{1/2} d\vec{x} - \lambda \left(n - \int_{\Omega} [A(\vec{x})]^{-1} d\vec{x} \right)$$

- ▶ Next compute $\delta G/\delta A$, the functional derivative (\boxplus) of the functional $G(A)$.
- ▶ This gives

$$\int_{\Omega} \left[\frac{c}{2} \rho(\vec{x}) A(\vec{x})^{-1/2} - \lambda [A(\vec{x})]^{-2} \right] d\vec{x} = 0.$$

- ▶ Setting the integrand to be zilch, we have:

$$\rho(\vec{x}) = 2\lambda c^{-1} A(\vec{x})^{-3/2}.$$

Introduction

Optimal branching

Murray's law

Murray meets Tokunaga

Single Source

Geometric argument

Blood networks

River networks

Distributed Sources

Facility location

Size-density law

Cartograms

A reasonable derivation

Global redistribution networks

Public versus Private

References



Size-density law

Now a Lagrange multiplier story:

- ▶ Rearranging, we have

$$A(\vec{x}) = (2\lambda c^{-1})^{2/3} \rho^{-2/3}.$$

- ▶ Finally, we identify $1/A(\vec{x})$ as $D(\vec{x})$, an approximation of the local source density.
- ▶ Substituting $D = 1/A$, we have

$$D(\vec{x}) = \left(\frac{c}{2\lambda \rho} \right)^{2/3}.$$

- ▶ Normalizing (or solving for λ):

$$D(\vec{x}) = n \frac{[\rho(\vec{x})]^{2/3}}{\int_{\Omega} [\rho(\vec{x})]^{2/3} d\vec{x}} \propto [\rho(\vec{x})]^{2/3}.$$

Introduction

Optimal branching

Murray's law

Murray meets Tokunaga

Single Source

Geometric argument

Blood networks

River networks

Distributed Sources

Facility location

Size-density law

Cartograms

A reasonable derivation

Global redistribution networks

Public versus Private

References



Size-density law

Now a Lagrange multiplier story:

- ▶ Rearranging, we have

$$A(\vec{x}) = (2\lambda c^{-1})^{2/3} \rho^{-2/3}.$$

- ▶ Finally, we identify $1/A(\vec{x})$ as $D(\vec{x})$, an approximation of the local source density.
- ▶ Substituting $D = 1/A$, we have

$$D(\vec{x}) = \left(\frac{c}{2\lambda \rho} \right)^{2/3}$$

- ▶ Normalizing (or solving for λ):

$$D(\vec{x}) = n \frac{[\rho(\vec{x})]^{2/3}}{\int_{\Omega} [\rho(\vec{x})]^{2/3} d\vec{x}} \propto [\rho(\vec{x})]^{2/3}.$$

Introduction

Optimal branching

Murray's law

Murray meets Tokunaga

Single Source

Geometric argument

Blood networks

River networks

Distributed

Sources

Facility location

Size-density law

Cartograms

A reasonable derivation

Global redistribution networks

Public versus Private

References



Size-density law

Now a Lagrange multiplier story:

- ▶ Rearranging, we have

$$A(\vec{x}) = (2\lambda c^{-1})^{2/3} \rho^{-2/3}.$$

- ▶ Finally, we identify $1/A(\vec{x})$ as $D(\vec{x})$, an approximation of the local source density.
- ▶ Substituting $D = 1/A$, we have

$$D(\vec{x}) = \left(\frac{c}{2\lambda\rho} \right)^{2/3}.$$

- ▶ Normalizing (or solving for λ):

$$D(\vec{x}) = n \frac{[\rho(\vec{x})]^{2/3}}{\int_0 [\rho(\vec{x})]^{2/3} d\vec{x}} \propto [\rho(\vec{x})]^{2/3}.$$

Introduction

Optimal branching

Murray's law

Murray meets Tokunaga

Single Source

Geometric argument

Blood networks

River networks

Distributed

Sources

Facility location

Size-density law

Cartograms

A reasonable derivation

Global redistribution networks

Public versus Private

References



Size-density law

Now a Lagrange multiplier story:

- ▶ Rearranging, we have

$$A(\vec{x}) = (2\lambda c^{-1})^{2/3} \rho^{-2/3}.$$

- ▶ Finally, we identify $1/A(\vec{x})$ as $D(\vec{x})$, an approximation of the local source density.
- ▶ Substituting $D = 1/A$, we have

$$D(\vec{x}) = \left(\frac{c}{2\lambda} \rho \right)^{2/3}.$$

- ▶ Normalizing (or solving for λ):

$$D(\vec{x}) = n \frac{[\rho(\vec{x})]^{2/3}}{\int_{\Omega} [\rho(\vec{x})]^{2/3} d\vec{x}} \propto [\rho(\vec{x})]^{2/3}.$$

Introduction

Optimal branching

Murray's law

Murray meets Tokunaga

Single Source

Geometric argument

Blood networks

River networks

Distributed

Sources

Facility location

Size-density law

Cartograms

A reasonable derivation

Global redistribution networks

Public versus Private

References



Outline

Introduction

Optimal branching

Murray's law

Murray meets Tokunaga

Single Source

Geometric argument

Blood networks

River networks

Distributed Sources

Facility location

Size-density law

Cartograms

A reasonable derivation

Global redistribution networks

Public versus Private

References

Supply Networks

Introduction

Optimal branching

Murray's law

Murray meets Tokunaga

Single Source

Geometric argument

Blood networks

River networks

Distributed Sources

Facility location

Size-density law

Cartograms

A reasonable derivation

Global redistribution networks

Public versus Private

References



Global redistribution networks

One more thing:

- ▶ How do we supply these facilities?
- ▶ How do we best redistribute mail? People?
- ▶ How do we get beer to the pubs?
- ▶ Gaster and Newman model: cost is a function of basic maintenance and travel time:

$$C_{\text{maint}} + \gamma C_{\text{travel}}$$

- ▶ Travel time is more complicated: Take 'distance' between nodes to be a composite of shortest path distance ℓ_{ij} and number of legs to journey:

$$(1 - \delta)\ell_{ij} + \delta(\text{\#hops}).$$

- ▶ When $\delta = 1$, only number of hops matters.

Introduction

Optimal branching

Murray's law

Murray meets Tokunaga

Single Source

Geometric argument

Blood networks

River networks

Distributed Sources

Facility location

Size-density law

Cartograms

A reasonable derivation

Global redistribution networks

Public versus Private

References



Global redistribution networks

One more thing:

- ▶ How do we supply these facilities?
- ▶ How do we best redistribute mail? People?
- ▶ How do we get beer to the pubs?
- ▶ Gaster and Newman model: cost is a function of basic maintenance and travel time:

$$C_{\text{maint}} + \gamma C_{\text{travel}}$$

- ▶ Travel time is more complicated: Take 'distance' between nodes to be a composite of shortest path distance ℓ_{ij} and number of legs to journey:

$$(1 - \delta)\ell_{ij} + \delta(\text{\#hops}).$$

- ▶ When $\delta = 1$, only number of hops matters.

Introduction

Optimal branching

Murray's law

Murray meets Tokunaga

Single Source

Geometric argument

Blood networks

River networks

Distributed Sources

Facility location

Size-density law

Cartograms

A reasonable derivation

Global redistribution networks

Public versus Private

References



Global redistribution networks

One more thing:

- ▶ How do we supply these facilities?
- ▶ How do we best redistribute mail? People?
- ▶ How do we get beer to the pubs?
- ▶ Gaster and Newman model: cost is a function of basic maintenance and travel time:

$$C_{\text{maint}} + \gamma C_{\text{travel}}$$

- ▶ Travel time is more complicated: Take 'distance' between nodes to be a composite of shortest path distance ℓ_{ij} and number of legs to journey:

$$(1 - \delta)\ell_{ij} + \delta(\text{\#hops}).$$

- ▶ When $\delta = 1$, only number of hops matters.

Introduction

Optimal branching

Murray's law

Murray meets Tokunaga

Single Source

Geometric argument

Blood networks

River networks

Distributed Sources

Facility location

Size-density law

Cartograms

A reasonable derivation

Global redistribution networks

Public versus Private

References



One more thing:

- ▶ How do we supply these facilities?
- ▶ How do we best redistribute mail? People?
- ▶ How do we get beer to the pubs?
- ▶ Gaster and Newman model: cost is a function of basic maintenance and travel time:

$$C_{\text{maint}} + \gamma C_{\text{travel}}.$$

- ▶ Travel time is more complicated: Take 'distance' between nodes to be a composite of shortest path distance ℓ_{ij} and number of legs to journey:

$$(1 - \delta)\ell_{ij} + \delta(\text{\#hops}).$$

- ▶ When $\delta = 1$, only number of hops matters.

Introduction

Optimal branching

Murray's law

Murray meets Tokunaga

Single Source

Geometric argument

Blood networks

River networks

Distributed Sources

Facility location

Size-density law

Cartograms

A reasonable derivation

Global redistribution networks

Public versus Private

References



One more thing:

- ▶ How do we supply these facilities?
- ▶ How do we best redistribute mail? People?
- ▶ How do we get beer to the pubs?
- ▶ Gaster and Newman model: cost is a function of basic maintenance and travel time:

$$C_{\text{maint}} + \gamma C_{\text{travel}}.$$

- ▶ Travel time is more complicated: Take 'distance' between nodes to be a composite of shortest path distance l_{ij} and number of legs to journey:

$$(1 - \delta)l_{ij} + \delta(\#\text{hops}).$$

- ▶ When $\delta = 1$, only number of hops matters.

Introduction

Optimal branching

Murray's law

Murray meets Tokunaga

Single Source

Geometric argument

Blood networks

River networks

Distributed Sources

Facility location

Size-density law

Cartograms

A reasonable derivation

Global redistribution networks

Public versus Private

References



One more thing:

- ▶ How do we supply these facilities?
- ▶ How do we best redistribute mail? People?
- ▶ How do we get beer to the pubs?
- ▶ Gaster and Newman model: cost is a function of basic maintenance and travel time:

$$C_{\text{maint}} + \gamma C_{\text{travel}}.$$

- ▶ Travel time is more complicated: Take 'distance' between nodes to be a composite of shortest path distance ℓ_{ij} and number of legs to journey:

$$(1 - \delta)\ell_{ij} + \delta(\#\text{hops}).$$

- ▶ When $\delta = 1$, only number of hops matters.

Introduction

Optimal branching

Murray's law

Murray meets Tokunaga

Single Source

Geometric argument

Blood networks

River networks

Distributed Sources

Facility location

Size-density law

Cartograms

A reasonable derivation

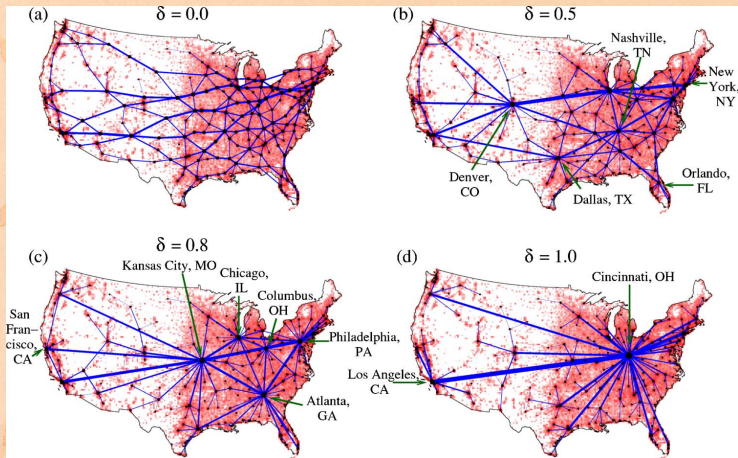
Global redistribution networks

Public versus Private

References



Global redistribution networks



Introduction

Optimal branching

- Murray's law
- Murray meets Tokunaga

Single Source

- Geometric argument
- Blood networks
- River networks

Distributed Sources

- Facility location
- Size-density law
- Cartograms
- A reasonable derivation

Global redistribution networks

- Public versus Private

References



From Gastner and Newman (2006) [7]

Outline

Introduction

Optimal branching

Murray's law

Murray meets Tokunaga

Single Source

Geometric argument

Blood networks

River networks

Distributed Sources

Facility location

Size-density law

Cartograms

A reasonable derivation

Global redistribution networks

Public versus Private

References

Supply Networks

Introduction

Optimal branching

Murray's law

Murray meets Tokunaga

Single Source

Geometric argument

Blood networks

River networks

Distributed Sources

Facility location

Size-density law

Cartograms

A reasonable derivation

Global redistribution networks

Public versus Private

References



Public versus private facilities

Beyond minimizing distances:

- ▶ “Scaling laws between population and facility densities” by Um et al., Proc. Natl. Acad. Sci., 2009. [24]
- ▶ Um et al. find empirically and argue theoretically that the connection between facility and population density

$$D \propto \rho^\alpha$$

does not universally hold with $\alpha = 2/3$.

- ▶ Two idealized limiting classes:
 1. For-profit, commercial facilities: $\alpha = 1$;
 2. Pro-social, public facilities: $\alpha = 2/3$.
- ▶ Um et al. investigate facility locations in the United States and South Korea.

Introduction

Optimal branching

Murray's law

Murray meets Tokunaga

Single Source

Geometric argument

Blood networks

River networks

Distributed Sources

Facility location

Size-density law

Cartograms

A reasonable derivation

Global redistribution networks

Public versus Private

References



Public versus private facilities

Beyond minimizing distances:

- ▶ “Scaling laws between population and facility densities” by Um et al., Proc. Natl. Acad. Sci., 2009. [24]
- ▶ Um et al. find empirically and argue theoretically that the connection between facility and population density

$$D \propto \rho^\alpha$$

does not universally hold with $\alpha = 2/3$.

- ▶ Two idealized limiting classes:
 1. For-profit, commercial facilities: $\alpha = 1$;
 2. Pro-social, public facilities: $\alpha = 2/3$.
- ▶ Um et al. investigate facility locations in the United States and South Korea.

Introduction

Optimal branching

Murray's law

Murray meets Tokunaga

Single Source

Geometric argument

Blood networks

River networks

Distributed Sources

Facility location

Size-density law

Cartograms

A reasonable derivation

Global redistribution networks

Public versus Private

References



Public versus private facilities

Beyond minimizing distances:

- ▶ “Scaling laws between population and facility densities” by Um et al., Proc. Natl. Acad. Sci., 2009. [24]
- ▶ Um et al. find empirically and argue theoretically that the connection between facility and population density

$$D \propto \rho^\alpha$$

does not universally hold with $\alpha = 2/3$.

- ▶ Two idealized limiting classes:
 1. For-profit, commercial facilities: $\alpha = 1$;
 2. Pro-social, public facilities: $\alpha = 2/3$.
- ▶ Um et al. investigate facility locations in the United States and South Korea.

Introduction

Optimal branching

Murray's law

Murray meets Tokunaga

Single Source

Geometric argument

Blood networks

River networks

Distributed Sources

Facility location

Size-density law

Cartograms

A reasonable derivation

Global redistribution networks

Public versus Private

References



Public versus private facilities

Beyond minimizing distances:

- ▶ “Scaling laws between population and facility densities” by Um et al., Proc. Natl. Acad. Sci., 2009. [24]
- ▶ Um et al. find empirically and argue theoretically that the connection between facility and population density

$$D \propto \rho^\alpha$$

does not universally hold with $\alpha = 2/3$.

- ▶ **Two idealized limiting classes:**
 1. For-profit, commercial facilities: $\alpha = 1$;
 2. Pro-social, public facilities: $\alpha = 2/3$
- ▶ Um et al. investigate facility locations in the United States and South Korea.

Introduction

Optimal branching

Murray's law

Murray meets Tokunaga

Single Source

Geometric argument

Blood networks

River networks

Distributed Sources

Facility location

Size-density law

Cartograms

A reasonable derivation

Global redistribution networks

Public versus Private

References



Public versus private facilities

Beyond minimizing distances:

- ▶ “Scaling laws between population and facility densities” by Um et al., Proc. Natl. Acad. Sci., 2009. [24]
- ▶ Um et al. find empirically and argue theoretically that the connection between facility and population density

$$D \propto \rho^\alpha$$

does not universally hold with $\alpha = 2/3$.

- ▶ **Two idealized limiting classes:**
 1. For-profit, commercial facilities: $\alpha = 1$;
 2. Pro-social, public facilities: $\alpha = 2/3$.
- ▶ Um et al. investigate facility locations in the United States and South Korea.

Introduction

Optimal branching

Murray's law

Murray meets Tokunaga

Single Source

Geometric argument

Blood networks

River networks

Distributed Sources

Facility location

Size-density law

Cartograms

A reasonable derivation

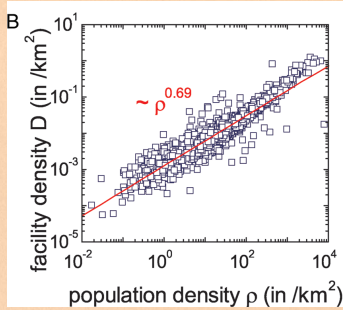
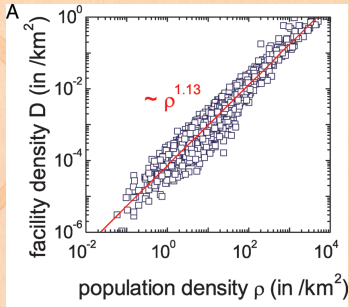
Global redistribution networks

Public versus Private

References



Public versus private facilities: evidence



- ▶ **Left plot:** ambulatory hospitals in the U.S.
- ▶ **Right plot:** public schools in the U.S.
- ▶ Note: break in scaling for public schools. Transition from $\alpha \simeq 2/3$ to $\alpha = 1$ around $\rho \simeq 100$.

Introduction

Optimal branching

Murray's law

Murray meets Tokunaga

Single Source

Geometric argument

Blood networks

River networks

Distributed

Sources

Facility location

Size-density law

Cartograms

A reasonable derivation

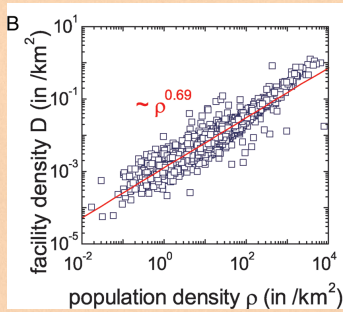
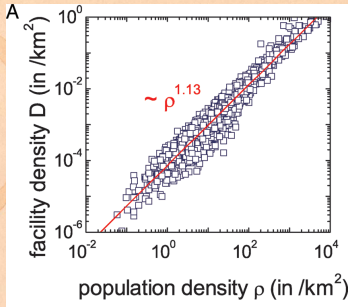
Global redistribution networks

Public versus Private

References



Public versus private facilities: evidence



- ▶ **Left plot:** ambulatory hospitals in the U.S.
- ▶ **Right plot:** public schools in the U.S.
- ▶ **Note:** break in scaling for public schools. Transition from $\alpha \simeq 2/3$ to $\alpha = 1$ around $\rho \simeq 100$.

Introduction

Optimal branching

Murray's law

Murray meets Tokunaga

Single Source

Geometric argument

Blood networks

River networks

Distributed

Sources

Facility location

Size-density law

Cartograms

A reasonable derivation

Global redistribution networks

Public versus Private

References



Public versus private facilities: evidence

US facility	α (SE)	R^2
Ambulatory hospital	1.13(1)	0.93
Beauty care	1.08(1)	0.86
Laundry	1.05(1)	0.90
Automotive repair	0.99(1)	0.92
Private school	0.95(1)	0.82
Restaurant	0.93(1)	0.89
Accommodation	0.89(1)	0.70
Bank	0.88(1)	0.89
Gas station	0.86(1)	0.94
Death care	0.79(1)	0.80
* Fire station	0.78(3)	0.93
* Police station	0.71(6)	0.75
Public school	0.69(1)	0.87
SK facility	α (SE)	R^2
Bank	1.18(2)	0.96
Parking place	1.13(2)	0.91
* Primary clinic	1.09(2)	1.00
* Hospital	0.96(5)	0.97
* University/college	0.93(9)	0.89
Market place	0.87(2)	0.90
* Secondary school	0.77(3)	0.98
* Primary school	0.77(3)	0.97
Social welfare org.	0.75(2)	0.84
* Police station	0.71(5)	0.94
Government office	0.70(1)	0.93
* Fire station	0.60(4)	0.93
* Public health center	0.09(5)	0.19

Rough transition
between public
and private at
 $\alpha \simeq 0.8$.

Note: * indicates
analysis is at
state/province
level; otherwise
county level.

Introduction

Optimal branching

Murray's law

Murray meets Tokunaga

Single Source

Geometric argument

Blood networks

River networks

Distributed
Sources

Facility location

Size-density law

Cartograms

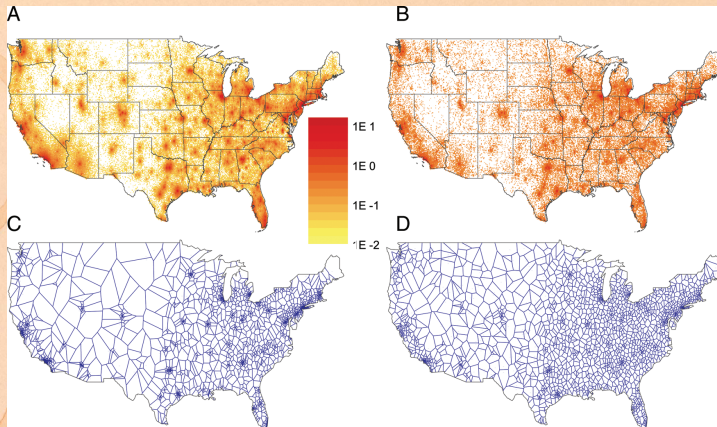
A reasonable derivation

Global redistribution
networksPublic versus Private

References



Public versus private facilities: evidence



A, C: ambulatory hospitals in the U.S.; **B, D:** public schools in the U.S.; **A, B:** data; **C, D:** Voronoi diagram from model simulation.

Introduction

Optimal branching

Murray's law
Murray meets Tokunaga

Single Source

Geometric argument
Blood networks
River networks

Distributed Sources

Facility location
Size-density law
Cartograms
A reasonable derivation
Global redistribution networks

Public versus Private

References



Public versus private facilities: the story

So what's going on?

- ▶ **Social institutions seek to minimize distance of travel.**
- ▶ Commercial institutions seek to maximize the number of visitors.
- ▶ Defns: For the i th facility and its Voronoi cell V_i , define
 - ▶ n_i = population of the i th cell;
 - ▶ $\langle r_i \rangle$ = the average travel distance to the i th facility.
 - ▶ s_i = area of i th cell.
- ▶ Objective function to maximize for a facility (highly constructed):

$$v_i = n_i \langle r_i \rangle^\beta \text{ with } 0 \leq \beta \leq 1.$$

- ▶ Limits:
 - ▶ $\beta = 0$: purely commercial.
 - ▶ $\beta = 1$: purely social.

Introduction

Optimal branching

Murray's law

Murray meets Tokunaga

Single Source

Geometric argument

Blood networks

River networks

Distributed Sources

Facility location

Size-density law

Cartograms

A reasonable derivation

Global redistribution networks

Public versus Private

References



Public versus private facilities: the story

So what's going on?

- ▶ Social institutions seek to **minimize distance of travel**.
- ▶ Commercial institutions seek to **maximize the number of visitors**.
- ▶ Defns: For the i th facility and its Voronoi cell V_i , define
 - ▶ n_i = population of the i th cell;
 - ▶ $\langle r_i \rangle$ = the average travel distance to the i th facility.
 - ▶ s_i = area of i th cell.
- ▶ Objective function to maximize for a facility (highly constructed):

$$v_i = n_i \langle r_i \rangle^\beta \text{ with } 0 \leq \beta \leq 1.$$

- ▶ Limits:
 - ▶ $\beta = 0$: purely commercial.
 - ▶ $\beta = 1$: purely social.

Introduction

Optimal branching

Murray's law

Murray meets Tokunaga

Single Source

Geometric argument

Blood networks

River networks

Distributed Sources

Facility location

Size-density law

Cartograms

A reasonable derivation

Global redistribution networks

Public versus Private

References



Public versus private facilities: the story

So what's going on?

- ▶ Social institutions seek to **minimize distance of travel**.
- ▶ Commercial institutions seek to **maximize the number of visitors**.
- ▶ **Defns:** For the i th facility and its Voronoi cell V_i , define
 - ▶ n_i = population of the i th cell;
 - ▶ $\langle r_i \rangle$ = the average travel distance to the i th facility.
 - ▶ s_i = area of i th cell.
- ▶ Objective function to maximize for a facility (highly constructed):

$$v_i = n_i \langle r_i \rangle^\beta \text{ with } 0 \leq \beta \leq 1.$$

- ▶ Limits:
 - ▶ $\beta = 0$: purely commercial.
 - ▶ $\beta = 1$: purely social.

Introduction

Optimal branching

Murray's law

Murray meets Tokunaga

Single Source

Geometric argument

Blood networks

River networks

Distributed Sources

Facility location

Size-density law

Cartograms

A reasonable derivation

Global redistribution networks

Public versus Private

References



Public versus private facilities: the story

So what's going on?

- ▶ Social institutions seek to **minimize distance of travel**.
- ▶ Commercial institutions seek to **maximize the number of visitors**.
- ▶ **Defns:** For the i th facility and its Voronoi cell V_i , define
 - ▶ n_i = population of the i th cell;
 - ▶ $\langle r_i \rangle$ = the average travel distance to the i th facility.
 - ▶ s_i = area of i th cell.
- ▶ Objective function to maximize for a facility (highly constructed):

$$v_i = n_i \langle r_i \rangle^\beta \text{ with } 0 \leq \beta \leq 1.$$

- ▶ Limits:
 - ▶ $\beta = 0$: purely commercial.
 - ▶ $\beta = 1$: purely social.

Introduction

Optimal branching

Murray's law

Murray meets Tokunaga

Single Source

Geometric argument

Blood networks

River networks

Distributed Sources

Facility location

Size-density law

Cartograms

A reasonable derivation

Global redistribution networks

Public versus Private

References



Public versus private facilities: the story

So what's going on?

- ▶ Social institutions seek to **minimize distance of travel**.
- ▶ Commercial institutions seek to **maximize the number of visitors**.
- ▶ **Defns:** For the i th facility and its Voronoi cell V_i , define
 - ▶ n_i = population of the i th cell;
 - ▶ $\langle r_i \rangle$ = the average travel distance to the i th facility.
 - ▶ s_i = area of i th cell.
- ▶ Objective function to maximize for a facility (highly constructed):

$$v_i = n_i \langle r_i \rangle^\beta \text{ with } 0 \leq \beta \leq 1.$$

- ▶ Limits:
 - ▶ $\beta = 0$: purely commercial.
 - ▶ $\beta = 1$: purely social.

Introduction

Optimal branching

Murray's law

Murray meets Tokunaga

Single Source

Geometric argument

Blood networks

River networks

Distributed Sources

Facility location

Size-density law

Cartograms

A reasonable derivation

Global redistribution networks

Public versus Private

References



Public versus private facilities: the story

- ▶ Proceeding as per the Gastner-Newman-Gusein-Zade calculation, Um et al. obtain:

$$D(\vec{x}) = n \frac{[\rho(\vec{x})]^{2/(\beta+2)}}{\int_{\Omega} [\rho(\vec{x})]^{2/(\beta+2)} d\vec{x}} \propto [\rho(\vec{x})]^{2/(\beta+2)}.$$

- ▶ For $\beta = 0$, $\alpha = 1$: commercial scaling is linear.
- ▶ For $\beta = 1$, $\alpha = 2/3$: social scaling is sublinear.
- ▶ You can try this too: Insert question 3, assignment 4 (田).

Introduction

Optimal branching

Murray's law

Murray meets Tokunaga

Single Source

Geometric argument

Blood networks

River networks

Distributed Sources

Facility location

Size-density law

Cartograms

A reasonable derivation

Global redistribution networks

Public versus Private

References



Public versus private facilities: the story

- ▶ Proceeding as per the Gastner-Newman-Gusein-Zade calculation, Um et al. obtain:

$$D(\vec{x}) = n \frac{[\rho(\vec{x})]^{2/(\beta+2)}}{\int_{\Omega} [\rho(\vec{x})]^{2/(\beta+2)} d\vec{x}} \propto [\rho(\vec{x})]^{2/(\beta+2)}.$$

- ▶ For $\beta = 0$, $\alpha = 1$: commercial scaling is linear.
- ▶ For $\beta = 1$, $\alpha = 2/3$: social scaling is sublinear.
- ▶ You can try this too: Insert question 3, assignment 4 (田).

Introduction

Optimal branching

Murray's law

Murray meets Tokunaga

Single Source

Geometric argument

Blood networks

River networks

Distributed Sources

Facility location

Size-density law

Cartograms

A reasonable derivation

Global redistribution networks

Public versus Private

References



Public versus private facilities: the story

- ▶ Proceeding as per the Gastner-Newman-Gusein-Zade calculation, Um et al. obtain:

$$D(\vec{x}) = n \frac{[\rho(\vec{x})]^{2/(\beta+2)}}{\int_{\Omega} [\rho(\vec{x})]^{2/(\beta+2)} d\vec{x}} \propto [\rho(\vec{x})]^{2/(\beta+2)}.$$

- ▶ For $\beta = 0$, $\alpha = 1$: commercial scaling is linear.
- ▶ For $\beta = 1$, $\alpha = 2/3$: social scaling is sublinear.
- ▶ You can try this too: Insert question 3, assignment 4 (田).

Introduction

Optimal branching

Murray's law

Murray meets Tokunaga

Single Source

Geometric argument

Blood networks

River networks

Distributed Sources

Facility location

Size-density law

Cartograms

A reasonable derivation

Global redistribution networks

Public versus Private

References



References I

- [1] J. R. Banavar, F. Colaiori, A. Flammini, A. Maritan, and A. Rinaldo.
Topology of the fittest transportation network.
[Phys. Rev. Lett.](#), 84:4745–4748, 2000. [pdf](#) (田)
- [2] J. R. Banavar, A. Maritan, and A. Rinaldo.
Size and form in efficient transportation networks.
[Nature](#), 399:130–132, 1999. [pdf](#) (田)
- [3] S. Bohn and M. O. Magnasco.
Structure, scaling, and phase transition in the optimal transport network.
[Phys. Rev. Lett.](#), 98:088702, 2007. [pdf](#) (田)
- [4] P. S. Dodds.
Optimal form of branching supply and collection networks.
[Phys. Rev. Lett.](#), 104(4):048702, 2010. [pdf](#) (田)

Introduction

Optimal branching

Murray's law

Murray meets Tokunaga

Single Source

Geometric argument

Blood networks

River networks

Distributed Sources

Facility location

Size-density law

Cartograms

A reasonable derivation

Global redistribution networks

Public versus Private

References



References II

- [5] P. S. Dodds and D. H. Rothman.
Geometry of river networks. I. Scaling, fluctuations,
and deviations.
[Physical Review E](#), 63(1):016115, 2001. [pdf](#) (⊞)
- [6] M. T. Gastner and M. E. J. Newman.
Diffusion-based method for producing
density-equalizing maps.
[Proc. Natl. Acad. Sci.](#), 101:7499–7504, 2004. [pdf](#) (⊞)
- [7] M. T. Gastner and M. E. J. Newman.
Optimal design of spatial distribution networks.
[Phys. Rev. E](#), 74:016117, 2006. [pdf](#) (⊞)
- [8] M. T. Gastner and M. E. J. Newman.
Shape and efficiency in spatial distribution networks.
[J. Stat. Mech.: Theor. & Exp.](#), 1:P01015, 2006.
[pdf](#) (⊞)

Introduction

Optimal branching

Murray's law

Murray meets Tokunaga

Single Source

Geometric argument

Blood networks

River networks

Distributed
Sources

Facility location

Size-density law

Cartograms

A reasonable derivation

Global redistribution
networks

Public versus Private

References

References III

- [9] S. M. Gusein-Zade.
Bunge's problem in central place theory and its generalizations.
[Geogr. Anal.](#), 14:246–252, 1982.
- [10] P. La Barbera and R. Rosso.
Reply.
[Water Resources Research](#), 26(9):2245–2248, 1990. [pdf](#) (田)
- [11] K. A. McCulloh, J. S. Sperry, and F. R. Adler.
Water transport in plants obeys Murray's law.
[Nature](#), 421:939–942, 2003. [pdf](#) (田)
- [12] K. A. McCulloh, J. S. Sperry, and F. R. Adler.
Murray's law and the hydraulic vs mechanical functioning of wood.
[Functional Ecology](#), 18:931–938, 2004. [pdf](#) (田)

Introduction

Optimal branching

Murray's law

Murray meets Tokunaga

Single Source

Geometric argument

Blood networks

River networks

Distributed Sources

Facility location

Size-density law

Cartograms

A reasonable derivation

Global redistribution networks

Public versus Private

References



References IV

[13] C. D. Murray.

The physiological principle of minimum work applied to the angle of branching of arteries.

[J. Gen. Physiol.](#), 9(9):835–841, 1926. pdf (田)

[14] C. D. Murray.

The physiological principle of minimum work. I. The vascular system and the cost of blood volume.

[Proc. Natl. Acad. Sci.](#), 12:207–214, 1926. pdf (田)

[15] C. D. Murray.

A relationship between circumference and weight in trees and its bearing on branching angles.

[J. Gen. Physiol.](#), 10:725–729, 1927. pdf (田)

Introduction

Optimal branching

Murray's law

Murray meets Tokunaga

Single Source

Geometric argument

Blood networks

River networks

Distributed Sources

Facility location

Size-density law

Cartograms

A reasonable derivation

Global redistribution networks

Public versus Private

References



References V

- [16] I. Rodríguez-Iturbe and A. Rinaldo.
Fractal River Basins: Chance and Self-Organization.
 Cambridge University Press, Cambridge, UK, 1997.
- [17] A. E. Scheidegger.
Theoretical Geomorphology.
 Springer-Verlag, New York, third edition, 1991.
- [18] W. R. Stahl.
 Scaling of respiratory variables in mammals.
Journal of Applied Physiology, 22:453–460, 1967.
- [19] G. E. Stephan.
 Territorial division: The least-time constraint behind
 the formation of subnational boundaries.
Science, 196:523–524, 1977. pdf (田)

Introduction

Optimal branching

Murray's law

Murray meets Tokunaga

Single Source

Geometric argument

Blood networks

River networks

Distributed
Sources

Facility location

Size-density law

Cartograms

A reasonable derivation

Global redistribution
networks

Public versus Private

References



References VI

- [20] G. E. Stephan.
Territorial subdivision.
[Social Forces](#), 63:145–159, 1984. pdf (田)
- [21] D. W. Thompson.
On Growth and Form.
Cambridge University Press, Great Britain, 2nd
edition, 1952.
- [22] D. W. Thompson.
On Growth and Form — Abridged Edition.
Cambridge University Press, Great Britain, 1961.
- [23] D. L. Turcotte, J. D. Pelletier, and W. I. Newman.
Networks with side branching in biology.
[Journal of Theoretical Biology](#), 193:577–592, 1998.
pdf (田)

Introduction

Optimal branching

Murray's law

Murray meets Tokunaga

Single Source

Geometric argument

Blood networks

River networks

Distributed
Sources

Facility location

Size-density law

Cartograms

A reasonable derivation

Global redistribution
networks

Public versus Private

References

References VII

- [24] J. Um, S.-W. Son, S.-I. Lee, H. Jeong, and B. J. Kim.
Scaling laws between population and facility densities.

[Proc. Natl. Acad. Sci.](#), 106:14236–14240, 2009.

[pdf](#) (田)

- [25] P. D. Weinberg and C. R. Ethier.
Twenty-fold difference in hemodynamic wall shear stress between murine and human aortas.

[Journal of Biomechanics](#), 40(7):1594–1598, 2007.

[pdf](#) (田)

- [26] G. B. West, J. H. Brown, and B. J. Enquist.
A general model for the origin of allometric scaling laws in biology.

[Science](#), 276:122–126, 1997. [pdf](#) (田)

Introduction

Optimal branching

Murray's law

Murray meets Tokunaga

Single Source

Geometric argument

Blood networks

River networks

Distributed Sources

Facility location

Size-density law

Cartograms

A reasonable derivation

Global redistribution networks

Public versus Private

References



- [27] Q. Xia.
The formation of a tree leaf.
[Submitted. pdf](#) (📄)
- [28] Q. Xia.
Optimal paths related to transport problems.
[Communications in Contemporary Mathematics, 5:251–279, 2003. pdf](#) (📄)

Introduction

Optimal branching

Murray's law

Murray meets Tokunaga

Single Source

Geometric argument

Blood networks

River networks

Distributed Sources

Facility location

Size-density law

Cartograms

A reasonable derivation

Global redistribution networks

Public versus Private

References

