

Optimal Supply Networks

Complex Networks, CSYS/MATH 303, Spring, 2010

Prof. Peter Dodds

Department of Mathematics & Statistics
Center for Complex Systems
Vermont Advanced Computing Center
University of Vermont



Licensed under the *Creative Commons Attribution-NonCommercial-ShareAlike 3.0 License*.

Supply Networks

- Introduction
- Optimal branching
 - Murray's law
 - Murray meets Tokunaga
- Single Source
 - Geometric argument
 - Blood networks
 - River networks
- Distributed Sources
 - Facility location
 - Size-density law
 - Cartograms
 - A reasonable derivation
 - Global redistribution networks
 - Public versus Private
- References

Frame 1/86

Outline

Introduction

Optimal branching

Murray's law

Murray meets Tokunaga

Single Source

Geometric argument

Blood networks

River networks

Distributed Sources

Facility location

Size-density law

Cartograms

A reasonable derivation

Global redistribution networks

Public versus Private

References

Supply Networks

- Introduction
- Optimal branching
 - Murray's law
 - Murray meets Tokunaga
- Single Source
 - Geometric argument
 - Blood networks
 - River networks
- Distributed Sources
 - Facility location
 - Size-density law
 - Cartograms
 - A reasonable derivation
 - Global redistribution networks
 - Public versus Private
- References

Frame 2/86

Optimal supply networks

What's the best way to distribute stuff?

- ▶ Stuff = medical services, energy, people,
- ▶ **Some** fundamental network problems:
 1. Distribute stuff from a **single source** to **many sinks**
 2. Distribute stuff from **many sources** to many sinks
 3. **Redistribute** stuff between nodes that are both sources and sinks
- ▶ Supply and Collection are equivalent problems

Supply Networks

- Introduction
- Optimal branching
 - Murray's law
 - Murray meets Tokunaga
- Single Source
 - Geometric argument
 - Blood networks
 - River networks
- Distributed Sources
 - Facility location
 - Size-density law
 - Cartograms
 - A reasonable derivation
 - Global redistribution networks
 - Public versus Private
- References

Frame 3/86

Single source optimal supply

Basic Q for distribution/supply networks:

- ▶ How does flow behave given cost:

$$C = \sum_j I_j^\gamma Z_j$$

where

I_j = current on link j

and

Z_j = link j 's impedance?

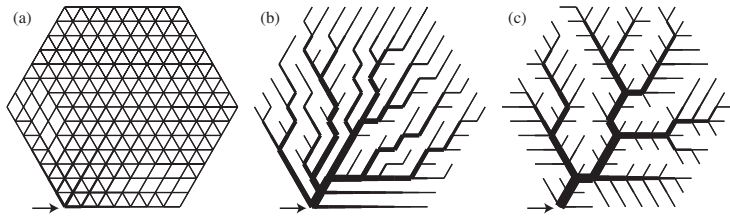
- ▶ Example: $\gamma = 2$ for electrical networks.

Supply Networks

- Introduction
- Optimal branching
 - Murray's law
 - Murray meets Tokunaga
- Single Source
 - Geometric argument
 - Blood networks
 - River networks
- Distributed Sources
 - Facility location
 - Size-density law
 - Cartograms
 - A reasonable derivation
 - Global redistribution networks
 - Public versus Private
- References

Frame 4/86

Single source optimal supply



- (a) $\gamma > 1$: Braided (bulk) flow
- (b) $\gamma < 1$: Local minimum: Branching flow
- (c) $\gamma < 1$: Global minimum: Branching flow

From Bohn and Magnasco [3]
 See also Banavar et al. [1]

Supply Networks

Introduction

Optimal branching
 Murray's law
 Murray meets Tokunaga

Single Source
 Geometric argument
 Blood networks
 River networks

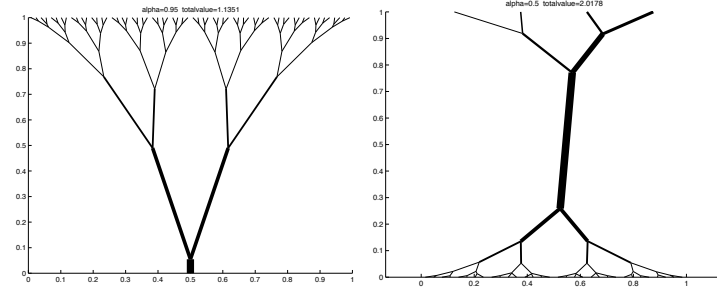
Distributed Sources
 Facility location
 Size-density law
 Cartograms
 A reasonable derivation
 Global redistribution networks
 Public versus Private

References

Frame 5/86

Single source optimal supply

Optimal paths related to transport (Monge) problems:



Xia (2003) [27]

Supply Networks

Introduction

Optimal branching
 Murray's law
 Murray meets Tokunaga

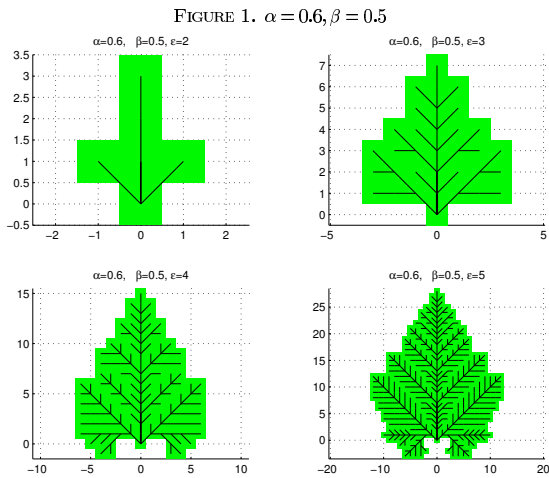
Single Source
 Geometric argument
 Blood networks
 River networks

Distributed Sources
 Facility location
 Size-density law
 Cartograms
 A reasonable derivation
 Global redistribution networks
 Public versus Private

References

Frame 6/86

Growing networks:



Xia (2007) [26]

Supply Networks

Introduction

Optimal branching
 Murray's law
 Murray meets Tokunaga


Single Source
 Geometric argument
 Blood networks
 River networks

Distributed Sources
 Facility location
 Size-density law
 Cartograms
 A reasonable derivation
 Global redistribution networks
 Public versus Private

References

Frame 7/86

Growing networks:



Xia (2007) [26]

Supply Networks

Introduction

Optimal branching
 Murray's law
 Murray meets Tokunaga

Single Source
 Geometric argument
 Blood networks
 River networks

Distributed Sources
 Facility location
 Size-density law
 Cartograms
 A reasonable derivation
 Global redistribution networks
 Public versus Private

References

Frame 8/86

Single source optimal supply

An immensely controversial issue...

- ▶ The form of river networks and blood networks: optimal or not? [25, 2, 5, 4]

Two observations:

- ▶ Self-similar networks appear everywhere in nature for single source supply/single sink collection.
- ▶ Real networks differ in details of scaling but reasonably agree in scaling relations.

Supply Networks

Introduction

Optimal branching
Murray's law
Murray meets Tokunaga

Single Source
Geometric argument
Blood networks
River networks

Distributed Sources
Facility location
Size-density law
Cartograms
A reasonable derivation
Global redistribution networks
Public versus Private

References

Frame 9/86

River network models

Optimality:

- ▶ Optimal channel networks [15]
- ▶ Thermodynamic analogy [16]

versus...

Randomness:

- ▶ Scheidegger's directed random networks
- ▶ Undirected random networks

Supply Networks

Introduction

Optimal branching
Murray's law
Murray meets Tokunaga

Single Source
Geometric argument
Blood networks
River networks

Distributed Sources
Facility location
Size-density law
Cartograms
A reasonable derivation
Global redistribution networks
Public versus Private

References

Frame 10/86

Optimization approaches

Cardiovascular networks:

- ▶ Murray's law (1926) connects branch radii at forks: [13, 12, 14]

$$r_0^3 = r_1^3 + r_2^3$$

where r_0 = radius of main branch and r_1 and r_2 are radii of sub-branches.

- ▶ See D'Arcy Thompson's "On Growth and Form" for background inspiration [20, 21].
- ▶ Calculation assumes Poiseuille flow (⊕).
- ▶ Holds up well for outer branchings of blood networks.
- ▶ Also found to hold for trees [14, 10, 11].
- ▶ Use hydraulic equivalent of Ohm's law:

$$\Delta p = \Phi Z \Leftrightarrow V = IR$$

where Δp = pressure difference, Φ = flux.

Supply Networks

Introduction

Optimal branching
Murray's law
Murray meets Tokunaga

Single Source
Geometric argument
Blood networks
River networks

Distributed Sources
Facility location
Size-density law
Cartograms
A reasonable derivation
Global redistribution networks
Public versus Private

References

Frame 12/86

Optimization approaches

Cardiovascular networks:

- ▶ Fluid mechanics: Poiseuille impedance (⊕) for smooth flow in a tube of radius r and length ℓ :

$$Z = \frac{8\eta\ell}{\pi r^4}$$

where η = dynamic viscosity (⊕) (units: $ML^{-1}T^{-1}$).

- ▶ Power required to overcome impedance:

$$P_{\text{drag}} = \Phi \Delta p = \Phi^2 Z.$$

- ▶ Also have rate of energy expenditure in maintaining blood:

$$P_{\text{metabolic}} = cr^2\ell$$

where c is a metabolic constant.

Supply Networks

Introduction

Optimal branching
Murray's law
Murray meets Tokunaga

Single Source
Geometric argument
Blood networks
River networks

Distributed Sources
Facility location
Size-density law
Cartograms
A reasonable derivation
Global redistribution networks
Public versus Private

References

Frame 13/86

Optimization approaches

Aside on P_{drag}

- ▶ Work done = $F \cdot d$ = energy transferred by force F
- ▶ Power = P = rate work is done = $F \cdot v$
- ▶ Δp = Force per unit area
- ▶ Φ = Volume per unit time
= cross-sectional area \cdot velocity
- ▶ So $\Phi \Delta p$ = Force \cdot velocity

Supply Networks

Introduction

Optimal branching

Murray's law

Murray meets Tokunaga

Single Source

Geometric argument

Blood networks

River networks

Distributed Sources

Facility location

Size-density law

Cartograms

A reasonable derivation

Global redistribution networks

Public versus Private

References

Frame 14/86

Optimization approaches

Murray's law:

- ▶ Total power (cost):

$$P = P_{\text{drag}} + P_{\text{metabolic}} = \Phi^2 \frac{8\eta\ell}{\pi r^4} + cr^2\ell$$

- ▶ Observe power increases linearly with ℓ
- ▶ But r 's effect is nonlinear:
 - ▶ increasing r makes flow easier **but increases metabolic cost** (as r^2)
 - ▶ decreasing r decrease metabolic cost **but impedance goes up** (as r^{-4})

Supply Networks

Introduction

Optimal branching

Murray's law

Murray meets Tokunaga

Single Source

Geometric argument

Blood networks

River networks

Distributed Sources

Facility location

Size-density law

Cartograms

A reasonable derivation

Global redistribution networks

Public versus Private

References

Frame 15/86

Optimization

Murray's law:

- ▶ Minimize P with respect to r :

$$\frac{\partial P}{\partial r} = \frac{\partial}{\partial r} \left(\Phi^2 \frac{8\eta\ell}{\pi r^4} + cr^2\ell \right)$$
$$= -4\Phi^2 \frac{8\eta\ell}{\pi r^5} + c2r\ell = 0$$

- ▶ Rearrange/cancel/slap:

$$\Phi^2 = \frac{c\pi r^6}{16\eta} = k^2 r^6$$

where k = constant.

Supply Networks

Introduction

Optimal branching

Murray's law

Murray meets Tokunaga

Single Source

Geometric argument

Blood networks

River networks

Distributed Sources

Facility location

Size-density law

Cartograms

A reasonable derivation

Global redistribution networks

Public versus Private

References

Frame 16/86

Optimization

Murray's law:

- ▶ So we now have:

$$\Phi = kr^3$$

- ▶ Flow rates at each branching have to add up (else our organism is in serious trouble...):

$$\Phi_0 = \Phi_1 + \Phi_2$$

where again 0 refers to the main branch and 1 and 2 refers to the offspring branches

- ▶ All of this means we have a groovy cube-law:

$$r_0^3 = r_1^3 + r_2^3$$

Supply Networks

Introduction

Optimal branching

Murray's law

Murray meets Tokunaga

Single Source

Geometric argument

Blood networks

River networks

Distributed Sources

Facility location

Size-density law

Cartograms

A reasonable derivation

Global redistribution networks

Public versus Private

References

Frame 17/86

Optimization

Murray meets Tokunaga:

- ▶ Φ_ω = volume rate of flow into an order ω vessel segment
- ▶ Tokunaga picture:

$$\Phi_\omega = 2\Phi_{\omega-1} + \sum_{k=1}^{\omega-1} T_k \Phi_{\omega-k}$$

- ▶ Using $\phi_\omega = kr_\omega^3$

$$r_\omega^3 = 2r_{\omega-1}^3 + \sum_{k=1}^{\omega-1} T_k r_{\omega-k}^3$$

- ▶ Find Horton ratio for vessel radius $R_r = r_\omega / r_{\omega-1} \dots$

Supply Networks

- Introduction
- Optimal branching
 - Murray's law
 - Murray meets Tokunaga
- Single Source
 - Geometric argument
 - Blood networks
 - River networks
- Distributed Sources
 - Facility location
 - Size-density law
 - Cartograms
 - A reasonable derivation
 - Global redistribution networks
 - Public versus Private
- References

Frame 19/86

Optimization

Murray meets Tokunaga:

- ▶ Find R_r^3 satisfies same equation as R_n and R_v (v is for volume):

$$R_r^3 = R_n = R_v$$

- ▶ Is there more we could do here to constrain the Horton ratios and Tokunaga constants?

Supply Networks

- Introduction
- Optimal branching
 - Murray's law
 - Murray meets Tokunaga
- Single Source
 - Geometric argument
 - Blood networks
 - River networks
- Distributed Sources
 - Facility location
 - Size-density law
 - Cartograms
 - A reasonable derivation
 - Global redistribution networks
 - Public versus Private
- References

Frame 20/86

Optimization

Murray meets Tokunaga:

- ▶ Isometry: $V_\omega \propto \ell_\omega^3$
- ▶ Gives

$$R_\ell^3 = R_v = R_n$$

- ▶ We need one more constraint...
- ▶ West et al (1997) [25] achieve similar results following Horton's laws.
- ▶ So does Turcotte et al. (1998) [22] using Tokunaga (sort of).

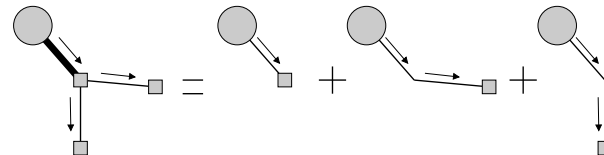
Supply Networks

- Introduction
- Optimal branching
 - Murray's law
 - Murray meets Tokunaga
- Single Source
 - Geometric argument
 - Blood networks
 - River networks
- Distributed Sources
 - Facility location
 - Size-density law
 - Cartograms
 - A reasonable derivation
 - Global redistribution networks
 - Public versus Private
- References

Frame 21/86

Geometric argument

- ▶ Consider **one source** supplying **many sinks** in a volume V d -dim. region in a D -dim. ambient space.
- ▶ Assume **sinks are invariant**.
- ▶ Assume $\rho = \rho(V)$, i.e., ρ may vary with region's volume V .
- ▶ See network as a bundle of virtual vessels:



- ▶ **Q:** how does the number of sustainable sinks N_{sinks} scale with volume V for the most efficient network design?
- ▶ **Or:** what is the highest α for $N_{\text{sinks}} \propto V^\alpha$?

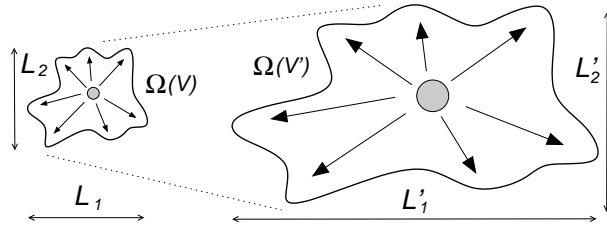
Supply Networks

- Introduction
- Optimal branching
 - Murray's law
 - Murray meets Tokunaga
- Single Source
 - Geometric argument
 - Blood networks
 - River networks
- Distributed Sources
 - Facility location
 - Size-density law
 - Cartograms
 - A reasonable derivation
 - Global redistribution networks
 - Public versus Private
- References

Frame 23/86

Geometric argument

- ▶ Allometrically growing regions:



- ▶ Have d length scales which scale as

$$L_i \propto V^{\gamma_i} \text{ where } \gamma_1 + \gamma_2 + \dots + \gamma_d = 1.$$

- ▶ For **isometric** growth, $\gamma_i = 1/d$.
- ▶ For **allometric** growth, we must have at least two of the $\{\gamma_i\}$ being different

Supply Networks

Introduction

Optimal branching
Murray's law
Murray meets Tokunaga

Single Source
Geometric argument
Blood networks
River networks

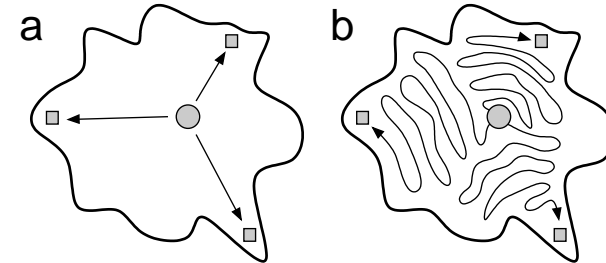
Distributed Sources
Facility location
Size-density law
Cartograms
A reasonable derivation
Global redistribution networks
Public versus Private

References

Frame 24/86

Geometric argument

- ▶ Best and worst configurations (Banavar et al.)



- ▶ **Rather obviously:**
 $\min V_{\text{net}} \propto \sum \text{distances from source to sinks.}$

Supply Networks

Introduction

Optimal branching
Murray's law
Murray meets Tokunaga

Single Source
Geometric argument
Blood networks
River networks

Distributed Sources
Facility location
Size-density law
Cartograms
A reasonable derivation
Global redistribution networks
Public versus Private

References

Frame 25/86

Minimal network volume:

Real supply networks are close to optimal:

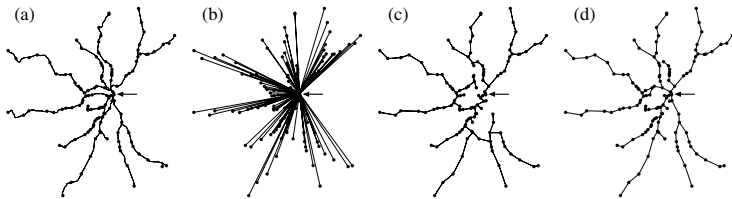


Figure 1. (a) Commuter rail network in the Boston area. The arrow marks the assumed root of the network. (b) Star graph. (c) Minimum spanning tree. (d) The model of equation (3) applied to the same set of stations.

(2006) Gastner and Newman^[8]: "Shape and efficiency in spatial distribution networks"

Supply Networks

Introduction

Optimal branching
Murray's law
Murray meets Tokunaga

Single Source
Geometric argument
Blood networks
River networks

Distributed Sources
Facility location
Size-density law
Cartograms
A reasonable derivation
Global redistribution networks
Public versus Private

References

Frame 26/86

Minimal network volume:

Add one more element:

- ▶ Vessel cross-sectional area may vary with distance from the source.
- ▶ Flow rate increases as cross-sectional area decreases.
- ▶ e.g., a collection network may have vessels tapering as they approach the central sink.
- ▶ Find that vessel volume v must scale with vessel length ℓ to affect overall system scalings.
- ▶ Consider vessel radius $r \propto (\ell + 1)^{-\epsilon}$, tapering from $r = r_{\text{max}}$ where $\epsilon \geq 0$.
- ▶ Gives $v \propto \ell^{1-2\epsilon}$ if $\epsilon < 1/2$
- ▶ Gives $v \propto 1 - \ell^{-(2\epsilon-1)} \rightarrow 1$ for large ℓ if $\epsilon > 1/2$
- ▶ Previously, we looked at $\epsilon = 0$ only.

Supply Networks

Introduction

Optimal branching
Murray's law
Murray meets Tokunaga

Single Source
Geometric argument
Blood networks
River networks

Distributed Sources
Facility location
Size-density law
Cartograms
A reasonable derivation
Global redistribution networks
Public versus Private

References

Frame 27/86

Minimal network volume:

For $0 \leq \epsilon < 1/2$, approximate network volume by integral over region:

$$\min V_{\text{net}} \propto \int_{\Omega_{d,D}(V)} \rho \|\vec{x}\|^{1-2\epsilon} d\vec{x}$$

Insert question 1, assignment 3 (田)

$$\propto \rho V^{1+\gamma_{\max}(1-2\epsilon)} \text{ where } \gamma_{\max} = \max_i \gamma_i.$$

For $\epsilon > 1/2$, find simply that

$$\min V_{\text{net}} \propto \rho V$$

- ▶ So if supply lines can taper fast enough and without limit, minimum network volume can be made negligible.

Supply Networks

- Introduction
- Optimal branching
 - Murray's law
 - Murray meets Tokunaga
- Single Source
 - Geometric argument
 - Blood networks
 - River networks
- Distributed Sources
 - Facility location
 - Size-density law
 - Cartograms
 - A reasonable derivation
 - Global redistribution networks
 - Public versus Private
- References

Frame 28/86

Geometric argument

For $0 \leq \epsilon < 1/2$:

▶ $\min V_{\text{net}} \propto \rho V^{1+\gamma_{\max}(1-2\epsilon)}$

- ▶ If scaling is **isometric**, we have $\gamma_{\max} = 1/d$:

$$\min V_{\text{net/iso}} \propto \rho V^{1+(1-2\epsilon)/d}$$

- ▶ If scaling is **allometric**, we have $\gamma_{\max} = \gamma_{\text{allo}} > 1/d$: and

$$\min V_{\text{net/allo}} \propto \rho V^{1+(1-2\epsilon)\gamma_{\text{allo}}}$$

- ▶ Isometrically growing volumes **require less network volume** than allometrically growing volumes:

$$\frac{\min V_{\text{net/iso}}}{\min V_{\text{net/allo}}} \rightarrow 0 \text{ as } V \rightarrow \infty$$

Supply Networks

- Introduction
- Optimal branching
 - Murray's law
 - Murray meets Tokunaga
- Single Source
 - Geometric argument
 - Blood networks
 - River networks
- Distributed Sources
 - Facility location
 - Size-density law
 - Cartograms
 - A reasonable derivation
 - Global redistribution networks
 - Public versus Private
- References

Frame 29/86

Geometric argument

For $\epsilon > 1/2$:

▶ $\min V_{\text{net}} \propto \rho V$

- ▶ Network volume scaling is now independent of overall shape scaling.

Limits to scaling

- ▶ Can argue that ϵ must effectively be 0 for real networks over large enough scales.
- ▶ Limit to how fast material can move, and how small material packages can be.
- ▶ e.g., blood velocity and blood cell size.

Supply Networks

- Introduction
- Optimal branching
 - Murray's law
 - Murray meets Tokunaga
- Single Source
 - Geometric argument
 - Blood networks
 - River networks
- Distributed Sources
 - Facility location
 - Size-density law
 - Cartograms
 - A reasonable derivation
 - Global redistribution networks
 - Public versus Private
- References

Frame 30/86

Blood networks

- ▶ Velocity at capillaries and aorta approximately constant across body size^[24]: $\epsilon = 0$.
- ▶ **Material costly** \Rightarrow expect lower optimal bound of $V_{\text{net}} \propto \rho V^{(d+1)/d}$ to be followed closely.
- ▶ For cardiovascular networks, $d = D = 3$.
- ▶ Blood volume scales linearly with blood volume^[17], $V_{\text{net}} \propto V$.
- ▶ Sink density must \therefore decrease as volume increases:

$$\rho \propto V^{-1/d}.$$

- ▶ Density of suppliable sinks **decreases** with organism size.

Supply Networks

- Introduction
- Optimal branching
 - Murray's law
 - Murray meets Tokunaga
- Single Source
 - Geometric argument
 - Blood networks
 - River networks
- Distributed Sources
 - Facility location
 - Size-density law
 - Cartograms
 - A reasonable derivation
 - Global redistribution networks
 - Public versus Private
- References

Frame 32/86

Blood networks

- ▶ Then P , the rate of overall energy use in Ω , can at most scale with volume as

$$P \propto \rho V \propto \rho M \propto M^{(d-1)/d}$$

- ▶ For $d = 3$ dimensional organisms, we have

$$P \propto M^{2/3}$$

- ▶ Including other constraints may raise scaling exponent to a higher, less efficient value.
- ▶ **Exciting bonus:** Scaling obtained by the supply network story and the surface-area law **only match** for isometrically growing shapes.
Insert question 3, assignment 3 (田)

Supply Networks

Introduction

Optimal branching
Murray's law
Murray meets Tokunaga

Single Source
Geometric argument
Blood networks
River networks

Distributed Sources
Facility location
Size-density law
Cartograms
A reasonable derivation
Global redistribution networks
Public versus Private

References

Frame 33/86

Recap:

- ▶ The exponent $\alpha = 2/3$ works for all birds and mammals up to 10–30 kg
- ▶ For mammals $> 10\text{--}30$ kg, maybe we have a new scaling regime
- ▶ Economos: limb length break in scaling around 20 kg
- ▶ White and Seymour, 2005: unhappy with large herbivore measurements. Find $\alpha \simeq 0.686 \pm 0.014$

Supply Networks

Introduction

Optimal branching
Murray's law
Murray meets Tokunaga

Single Source
Geometric argument
Blood networks
River networks

Distributed Sources
Facility location
Size-density law
Cartograms
A reasonable derivation
Global redistribution networks
Public versus Private

References

Frame 34/86

River networks

- ▶ View river networks as collection networks.
- ▶ Many sources and one sink.
- ▶ ϵ ?
- ▶ Assume ρ is constant over time and $\epsilon = 0$:

$$V_{\text{net}} \propto \rho V^{(d+1)/d} = \text{constant} \times V^{3/2}$$

- ▶ Network volume grows faster than basin 'volume' (really area).
- ▶ **It's all okay:** Landscapes are $d=2$ surfaces living in $D=3$ dimension.
- ▶ Streams can grow not just in width but in depth...
- ▶ If $\epsilon > 0$, V_{net} will grow more slowly but $3/2$ appears to be confirmed from real data.

Supply Networks

Introduction

Optimal branching
Murray's law
Murray meets Tokunaga

Single Source
Geometric argument
Blood networks
River networks

Distributed Sources
Facility location
Size-density law
Cartograms
A reasonable derivation
Global redistribution networks
Public versus Private

References

Frame 36/86

Many sources, many sinks

How do we distribute sources?

- ▶ Focus on 2-d (results generalize to higher dimensions)
- ▶ Sources = hospitals, post offices, pubs, ...
- ▶ **Key problem:** How do we cope with uneven population densities?
- ▶ Obvious: if density is uniform then sources are best distributed **uniformly**
- ▶ Which lattice is optimal? The **hexagonal lattice**
Q1: How big should the hexagons be?
- ▶ **Q2:** Given population density is uneven, what do we do?
- ▶ We'll follow work by Stephan^[18, 19], Gastner and Newman (2006)^[7], Um *et al.*^[23] and work cited by them.

Supply Networks

Introduction

Optimal branching
Murray's law
Murray meets Tokunaga

Single Source
Geometric argument
Blood networks
River networks
Distributed Sources

Facility location
Size-density law
Cartograms
A reasonable derivation
Global redistribution networks
Public versus Private

References

Frame 38/86

Optimal source allocation

Solidifying the basic problem

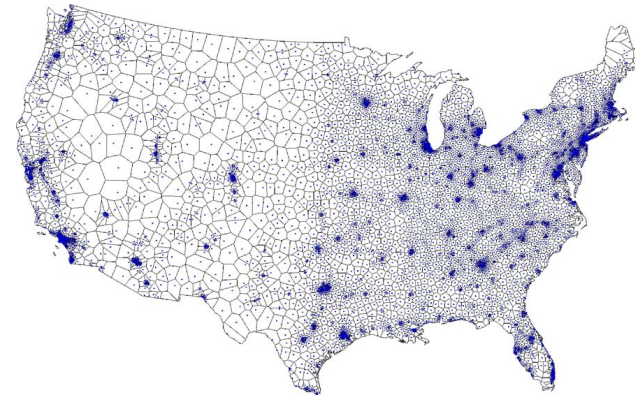
- ▶ Given a region with some population distribution ρ , most likely uneven.
- ▶ Given resources to build and maintain N facilities.
- ▶ **Q:** How do we locate these N facilities so as to **minimize the average distance** between an individual's residence and the **nearest facility**?

Supply Networks

- Introduction
- Optimal branching
 - Murray's law
 - Murray meets Tokunaga
- Single Source
 - Geometric argument
 - Blood networks
 - River networks
- Distributed Sources
 - Facility location
 - Size-density law
 - Cartograms
 - A reasonable derivation
 - Global redistribution networks
 - Public versus Private
- References

Frame 39/86

Optimal source allocation



From Gastner and Newman (2006)^[7]

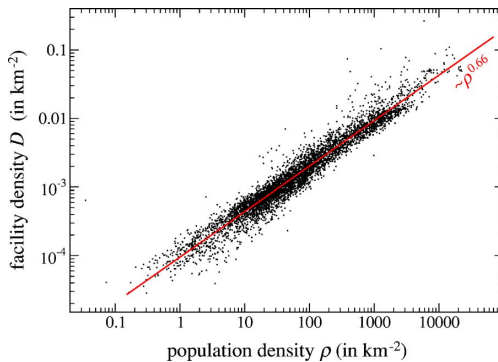
- ▶ Approximately optimal location of 5000 facilities.
- ▶ Based on 2000 Census data.
- ▶ Simulated annealing + Voronoi tessellation.

Supply Networks

- Introduction
- Optimal branching
 - Murray's law
 - Murray meets Tokunaga
- Single Source
 - Geometric argument
 - Blood networks
 - River networks
- Distributed Sources
 - Facility location
 - Size-density law
 - Cartograms
 - A reasonable derivation
 - Global redistribution networks
 - Public versus Private
- References

Frame 40/86

Optimal source allocation



From Gastner and Newman (2006)^[7]

- ▶ Optimal facility density D vs. population density ρ .
- ▶ Fit is $D \propto \rho^{0.66}$ with $r^2 = 0.94$.
- ▶ Looking good for a 2/3 power...

Supply Networks

- Introduction
- Optimal branching
 - Murray's law
 - Murray meets Tokunaga
- Single Source
 - Geometric argument
 - Blood networks
 - River networks
- Distributed Sources
 - Facility location
 - Size-density law
 - Cartograms
 - A reasonable derivation
 - Global redistribution networks
 - Public versus Private
- References

Frame 41/86

Optimal source allocation

Size-density law:

▶

$$D \propto \rho^{2/3}$$

- ▶ Why?
- ▶ Again: Different story to branching networks where there was either one source or one sink.
- ▶ Now sources & sinks are distributed throughout region...

Supply Networks

- Introduction
- Optimal branching
 - Murray's law
 - Murray meets Tokunaga
- Single Source
 - Geometric argument
 - Blood networks
 - River networks
- Distributed Sources
 - Facility location
 - Size-density law
 - Cartograms
 - A reasonable derivation
 - Global redistribution networks
 - Public versus Private
- References

Frame 43/86

Optimal source allocation

- ▶ We first examine Stephan's treatment (1977) [18, 19]
- ▶ "Territorial Division: The Least-Time Constraint Behind the Formation of Subnational Boundaries" (Science, 1977)
- ▶ Zipf-like approach: invokes **principle of minimal effort**.
- ▶ Also known as the Homer principle.

Supply Networks

Introduction
Optimal branching
Murray's law
Murray meets Tokunaga
Single Source
Geometric argument
Blood networks
River networks
Distributed Sources
Facility location
Size-density law
Cartograms
A reasonable derivation
Global redistribution networks
Public versus Private
References

Frame 44/86



Optimal source allocation

- ▶ Consider a region of area A and population P with a single functional center that everyone needs to access every day.
- ▶ Build up a general cost function based on time expended to **access and maintain center**.
- ▶ Write **average travel distance** to center as \bar{d} and assume **average speed of travel** is \bar{v} .
- ▶ Assume **isometry**: average travel distance \bar{d} will be on the length scale of the region which is $\sim A^{1/2}$
- ▶ Average time expended per person in accessing facility is therefore

$$\bar{d}/\bar{v} = cA^{1/2}/\bar{v}$$

where c is an unimportant shape factor.

Supply Networks

Introduction
Optimal branching
Murray's law
Murray meets Tokunaga
Single Source
Geometric argument
Blood networks
River networks
Distributed Sources
Facility location
Size-density law
Cartograms
A reasonable derivation
Global redistribution networks
Public versus Private
References

Frame 45/86



Optimal source allocation

- ▶ Next assume facility requires regular maintenance (person-hours per day)
- ▶ Call this quantity τ
- ▶ If burden of maintenance is shared then average cost per person is τ/P where P = population.
- ▶ Replace P by ρA where ρ is density.
- ▶ Total average time cost per person:

$$T = \bar{d}/\bar{v} + \tau/(\rho A) = gA^{1/2}/\bar{v} + \tau/(\rho A).$$

- ▶ Now Minimize with respect to A ...

Supply Networks

Introduction
Optimal branching
Murray's law
Murray meets Tokunaga
Single Source
Geometric argument
Blood networks
River networks
Distributed Sources
Facility location
Size-density law
Cartograms
A reasonable derivation
Global redistribution networks
Public versus Private
References

Frame 46/86



Optimal source allocation

- ▶ Differentiating...

$$\begin{aligned} \frac{\partial T}{\partial A} &= \frac{\partial}{\partial A} \left(cA^{1/2}/\bar{v} + \tau/(\rho A) \right) \\ &= \frac{c}{2\bar{v}A^{1/2}} - \frac{\tau}{\rho A^2} = 0 \end{aligned}$$

- ▶ Rearrange:

$$A = \left(\frac{2\bar{v}\tau}{c\rho} \right)^{2/3} \propto \rho^{-2/3}$$

- ▶ # facilities per unit area \propto

$$A^{-1} \propto \rho^{2/3}$$

- ▶ Groovy...

Supply Networks

Introduction
Optimal branching
Murray's law
Murray meets Tokunaga
Single Source
Geometric argument
Blood networks
River networks
Distributed Sources
Facility location
Size-density law
Cartograms
A reasonable derivation
Global redistribution networks
Public versus Private
References

Frame 47/86



Optimal source allocation

An issue:

- Maintenance (τ) is assumed to be **independent** of population and area (P and A)

Supply Networks

- Introduction
- Optimal branching
 - Murray's law
 - Murray meets Tokunaga
- Single Source
 - Geometric argument
 - Blood networks
 - River networks
- Distributed Sources
 - Facility location
 - Size-density law
 - Cartograms
 - A reasonable derivation
 - Global redistribution networks
 - Public versus Private
- References

Frame 48/86

Optimal source allocation

Stephan's online book

“The Division of Territory in Society” is [here](#) (田).

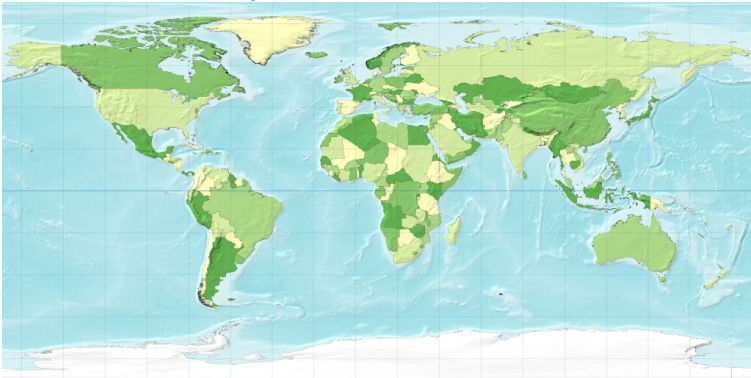
Supply Networks

- Introduction
- Optimal branching
 - Murray's law
 - Murray meets Tokunaga
- Single Source
 - Geometric argument
 - Blood networks
 - River networks
- Distributed Sources
 - Facility location
 - Size-density law
 - Cartograms
 - A reasonable derivation
 - Global redistribution networks
 - Public versus Private
- References

Frame 49/86

Cartograms

Standard world map:



Supply Networks

- Introduction
- Optimal branching
 - Murray's law
 - Murray meets Tokunaga
- Single Source
 - Geometric argument
 - Blood networks
 - River networks
- Distributed Sources
 - Facility location
 - Size-density law
 - Cartograms
 - A reasonable derivation
 - Global redistribution networks
 - Public versus Private
- References

Frame 51/86

Cartograms

Cartogram of countries 'rescaled' by population:



Supply Networks

- Introduction
- Optimal branching
 - Murray's law
 - Murray meets Tokunaga
- Single Source
 - Geometric argument
 - Blood networks
 - River networks
- Distributed Sources
 - Facility location
 - Size-density law
 - Cartograms
 - A reasonable derivation
 - Global redistribution networks
 - Public versus Private
- References

Frame 52/86

Cartograms

Diffusion-based cartograms:

- ▶ Idea of cartograms is to **distort areas** to more accurately represent some local density ρ (e.g. population).
- ▶ Many methods put forward—typically involve some kind of physical analogy to **spreading or repulsion**.
- ▶ Algorithm due to Gastner and Newman (2004) [6] is based on **standard diffusion**:

$$\nabla^2 \rho - \frac{\partial \rho}{\partial t} = 0.$$

- ▶ Allow density to diffuse and trace the movement of individual elements and boundaries.
- ▶ Diffusion is constrained by boundary condition of surrounding area having density $\bar{\rho}$.

Supply Networks

Introduction

Optimal branching
Murray's law
Murray meets Tokunaga

Single Source
Geometric argument
Blood networks
River networks

Distributed Sources
Facility location
Size-density law

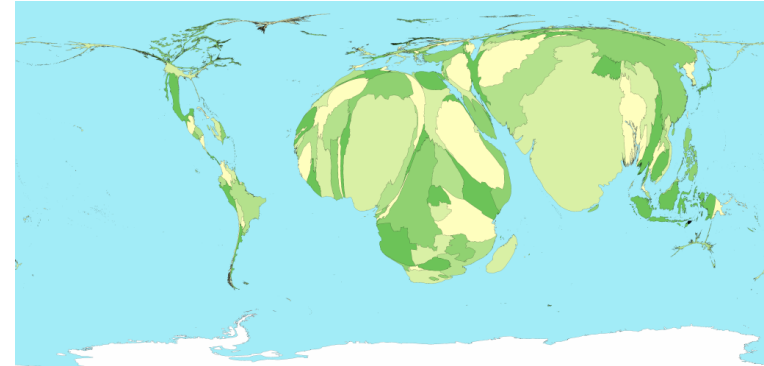
Cartograms
A reasonable derivation
Global redistribution networks
Public versus Private

References

Frame 53/86

Cartograms

Child mortality:



Supply Networks

Introduction

Optimal branching
Murray's law
Murray meets Tokunaga

Single Source
Geometric argument
Blood networks
River networks

Distributed Sources
Facility location
Size-density law

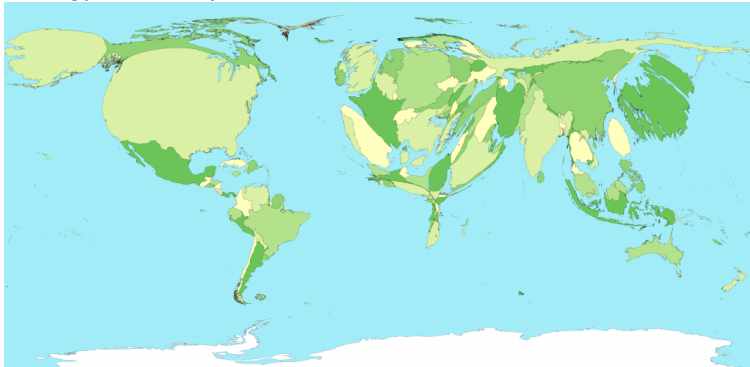
Cartograms
A reasonable derivation
Global redistribution networks
Public versus Private

References

Frame 54/86

Cartograms

Energy consumption:



Supply Networks

Introduction

Optimal branching
Murray's law
Murray meets Tokunaga

Single Source
Geometric argument
Blood networks
River networks

Distributed Sources
Facility location
Size-density law

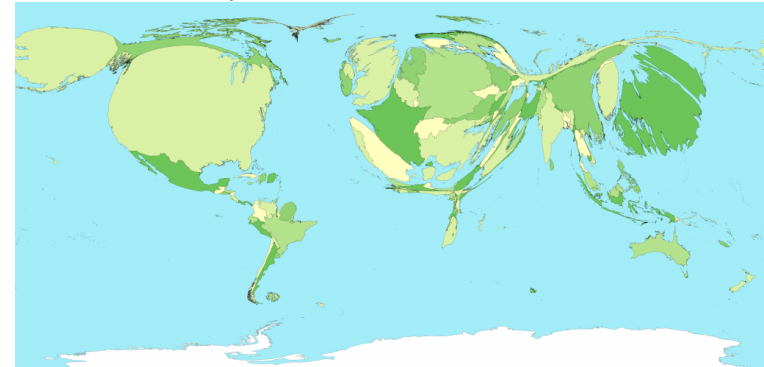
Cartograms
A reasonable derivation
Global redistribution networks
Public versus Private

References

Frame 55/86

Cartograms

Gross domestic product:



Supply Networks

Introduction

Optimal branching
Murray's law
Murray meets Tokunaga

Single Source
Geometric argument
Blood networks
River networks

Distributed Sources
Facility location
Size-density law

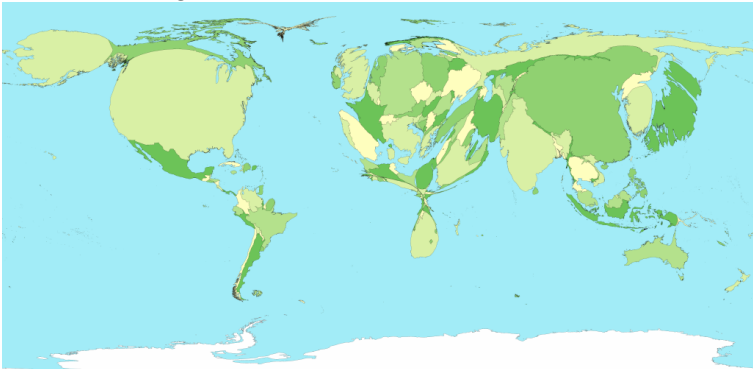
Cartograms
A reasonable derivation
Global redistribution networks
Public versus Private

References

Frame 56/86

Cartograms

Greenhouse gas emissions:



Supply Networks

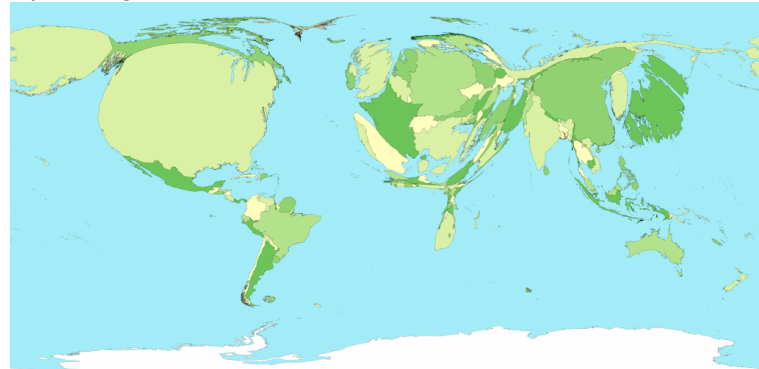
- Introduction
- Optimal branching
 - Murray's law
 - Murray meets Tokunaga
- Single Source
 - Geometric argument
 - Blood networks
 - River networks
- Distributed Sources
 - Facility location
 - Size-density law
- Cartograms
 - A reasonable derivation
 - Global redistribution networks
 - Public versus Private
- References

Frame 57/86



Cartograms

Spending on healthcare:



Supply Networks

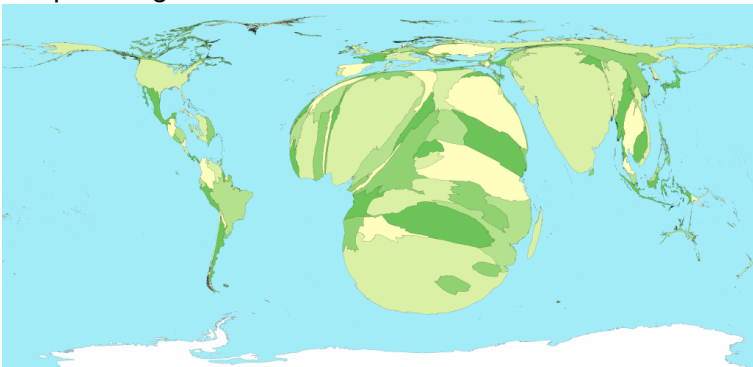
- Introduction
- Optimal branching
 - Murray's law
 - Murray meets Tokunaga
- Single Source
 - Geometric argument
 - Blood networks
 - River networks
- Distributed Sources
 - Facility location
 - Size-density law
- Cartograms
 - A reasonable derivation
 - Global redistribution networks
 - Public versus Private
- References

Frame 58/86



Cartograms

People living with HIV:



Supply Networks

- Introduction
- Optimal branching
 - Murray's law
 - Murray meets Tokunaga
- Single Source
 - Geometric argument
 - Blood networks
 - River networks
- Distributed Sources
 - Facility location
 - Size-density law
- Cartograms
 - A reasonable derivation
 - Global redistribution networks
 - Public versus Private
- References

Frame 59/86



Cartograms

- ▶ The preceding sampling of Gastner & Newman's cartograms lives [here](#) (田).
- ▶ A larger collection can be found at worldmapper.org (田).



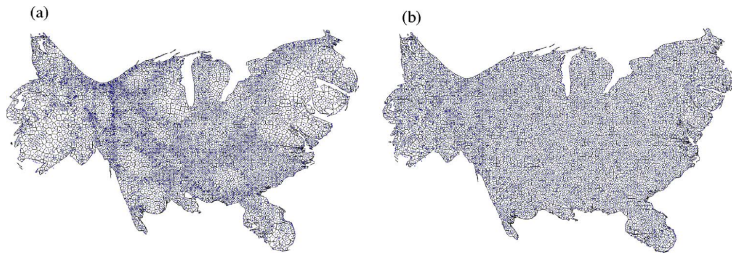
Supply Networks

- Introduction
- Optimal branching
 - Murray's law
 - Murray meets Tokunaga
- Single Source
 - Geometric argument
 - Blood networks
 - River networks
- Distributed Sources
 - Facility location
 - Size-density law
- Cartograms
 - A reasonable derivation
 - Global redistribution networks
 - Public versus Private
- References

Frame 60/86



Size-density law



- ▶ **Left:** population density-equalized cartogram.
- ▶ **Right:** $(\text{population density})^{2/3}$ -equalized cartogram.
- ▶ Facility density is uniform for $\rho^{2/3}$ cartogram.

From Gastner and Newman (2006) [7]

Supply Networks

Introduction

Optimal branching
Murray's law
Murray meets Tokunaga

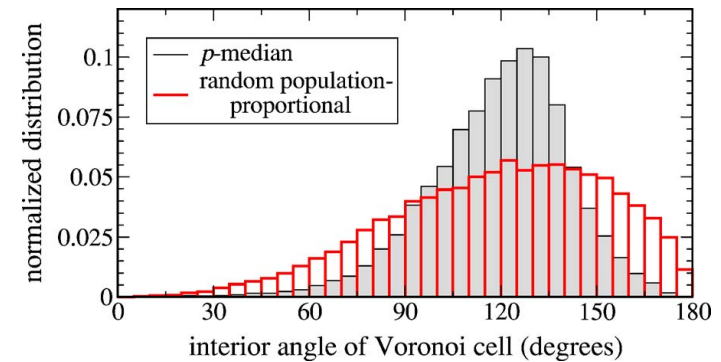
Single Source
Geometric argument
Blood networks
River networks

Distributed Sources
Facility location
Size-density law
Cartograms
A reasonable derivation
Global redistribution networks
Public versus Private

References

Frame 61/86

Size-density law



From Gastner and Newman (2006) [7]

- ▶ Cartogram's Voronoi cells are somewhat hexagonal.

Supply Networks

Introduction

Optimal branching
Murray's law
Murray meets Tokunaga

Single Source
Geometric argument
Blood networks
River networks

Distributed Sources
Facility location
Size-density law
Cartograms
A reasonable derivation
Global redistribution networks
Public versus Private

References

Frame 62/86

Size-density law

Deriving the optimal source distribution:

- ▶ **Basic idea:** Minimize the average distance from a random individual to the nearest facility. [7]
- ▶ Assume given a fixed population density ρ defined on a spatial region Ω .
- ▶ Formally, we want to find the locations of n sources $\{\vec{x}_1, \dots, \vec{x}_n\}$ that minimizes the **cost function**

$$F(\{\vec{x}_1, \dots, \vec{x}_n\}) = \int_{\Omega} \rho(\vec{x}) \min_i \|\vec{x} - \vec{x}_i\| d\vec{x}.$$

- ▶ Also known as the p-median problem.
- ▶ Not easy... in fact this one is an NP-hard problem. [7]
- ▶ Approximate solution originally due to Gusein-Zade [9].

Supply Networks

Introduction

Optimal branching
Murray's law
Murray meets Tokunaga

Single Source
Geometric argument
Blood networks
River networks

Distributed Sources
Facility location
Size-density law
Cartograms
A reasonable derivation
Global redistribution networks
Public versus Private

References

Frame 64/86

Size-density law

Approximations:

- ▶ For a given set of source placements $\{\vec{x}_1, \dots, \vec{x}_n\}$, the region Ω is divided up into Voronoi cells (田), one per source.
- ▶ Define $A(\vec{x})$ as the **area** of the Voronoi cell containing \vec{x} .
- ▶ As per Stephan's calculation, estimate typical distance from \vec{x} to the nearest source (say i) as

$$c_i A(\vec{x})^{1/2}$$

where c_i is a shape factor for the i th Voronoi cell.

- ▶ Approximate c_i as a constant c .

Supply Networks

Introduction

Optimal branching
Murray's law
Murray meets Tokunaga

Single Source
Geometric argument
Blood networks
River networks

Distributed Sources
Facility location
Size-density law
Cartograms
A reasonable derivation
Global redistribution networks
Public versus Private

References

Frame 65/86

Size-density law

Carrying on:

- ▶ The cost function is now

$$F = c \int_{\Omega} \rho(\vec{x}) A(\vec{x})^{1/2} d\vec{x}.$$

- ▶ We also have that the **constraint** that Voronoi cells divide up the overall area of Ω : $\sum_{i=1}^n A(\vec{x}_i) = A_{\Omega}$.
- ▶ Sneakily turn this into an integral constraint:

$$\int_{\Omega} \frac{d\vec{x}}{A(\vec{x})} = n.$$

- ▶ Within each cell, $A(\vec{x})$ is constant.
- ▶ So... integral over each of the n cells equals 1.

Supply Networks

- Introduction
- Optimal branching
 - Murray's law
 - Murray meets Tokunaga
- Single Source
 - Geometric argument
 - Blood networks
 - River networks
- Distributed Sources
 - Facility location
 - Size-density law
 - Cartograms
 - A reasonable derivation
 - Global redistribution networks
 - Public versus Private
- References

Frame 66/86

Size-density law

Now a Lagrange multiplier story:

- ▶ By varying $\{\vec{x}_1, \dots, \vec{x}_n\}$, minimize

$$G(A) = c \int_{\Omega} \rho(\vec{x}) A(\vec{x})^{1/2} d\vec{x} - \lambda \left(n - \int_{\Omega} [A(\vec{x})]^{-1} d\vec{x} \right)$$

- ▶ Next compute $\delta G / \delta A$, the functional derivative (\boxplus) of the functional $G(A)$.
- ▶ This gives

$$\int_{\Omega} \left[\frac{c}{2} \rho(\vec{x}) A(\vec{x})^{-1/2} - \lambda [A(\vec{x})]^{-2} \right] d\vec{x} = 0.$$

- ▶ Setting the integrand to be zilch, we have:

$$\rho(\vec{x}) = 2\lambda c^{-1} A(\vec{x})^{-3/2}.$$

Supply Networks

- Introduction
- Optimal branching
 - Murray's law
 - Murray meets Tokunaga
- Single Source
 - Geometric argument
 - Blood networks
 - River networks
- Distributed Sources
 - Facility location
 - Size-density law
 - Cartograms
 - A reasonable derivation
 - Global redistribution networks
 - Public versus Private
- References

Frame 67/86

Size-density law

Now a Lagrange multiplier story:

- ▶ Rearranging, we have

$$A(\vec{x}) = (2\lambda c^{-1})^{2/3} \rho^{-2/3}.$$

- ▶ Finally, we identify $1/A(\vec{x})$ as $D(\vec{x})$, an approximation of the local source density.
- ▶ Substituting $D = 1/A$, we have

$$D(\vec{x}) = \left(\frac{c}{2\lambda} \rho \right)^{2/3}.$$

- ▶ Normalizing (or solving for λ):

$$D(\vec{x}) = n \frac{[\rho(\vec{x})]^{2/3}}{\int_{\Omega} [\rho(\vec{x})]^{2/3} d\vec{x}} \propto [\rho(\vec{x})]^{2/3}.$$

Supply Networks

- Introduction
- Optimal branching
 - Murray's law
 - Murray meets Tokunaga
- Single Source
 - Geometric argument
 - Blood networks
 - River networks
- Distributed Sources
 - Facility location
 - Size-density law
 - Cartograms
 - A reasonable derivation
 - Global redistribution networks
 - Public versus Private
- References

Frame 68/86

Global redistribution networks

One more thing:

- ▶ How do we supply these facilities?
- ▶ How do we best redistribute mail? People?
- ▶ How do we get beer to the pubs?
- ▶ Gaster and Newman model: cost is a function of basic maintenance and travel time:

$$C_{\text{maint}} + \gamma C_{\text{travel}}.$$

- ▶ Travel time is more complicated: Take 'distance' between nodes to be a composite of shortest path distance ℓ_{ij} and number of legs to journey:

$$(1 - \delta)\ell_{ij} + \delta(\#\text{hops}).$$

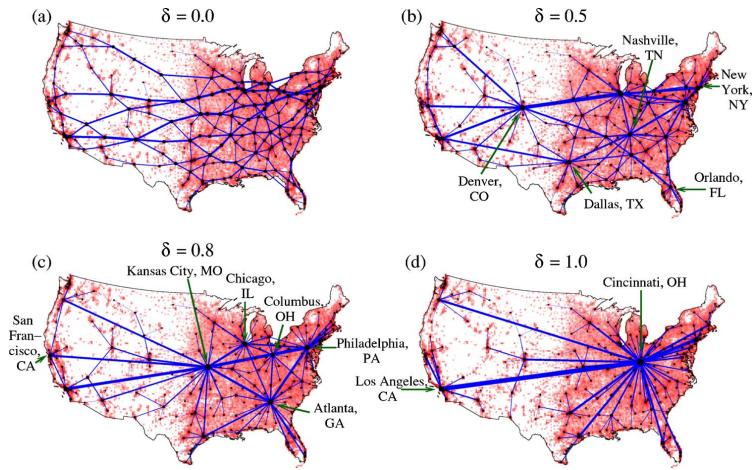
- ▶ When $\delta = 1$, only number of hops matters.

Supply Networks

- Introduction
- Optimal branching
 - Murray's law
 - Murray meets Tokunaga
- Single Source
 - Geometric argument
 - Blood networks
 - River networks
- Distributed Sources
 - Facility location
 - Size-density law
 - Cartograms
 - A reasonable derivation
 - Global redistribution networks
 - Public versus Private
- References

Frame 70/86

Global redistribution networks



From Gastner and Newman (2006) [7]

Supply Networks

- Introduction
- Optimal branching
 - Murray's law
 - Murray meets Tokunaga
- Single Source
 - Geometric argument
 - Blood networks
 - River networks
- Distributed Sources
 - Facility location
 - Size-density law
 - Cartograms
 - A reasonable derivation
- Global redistribution networks
- Public versus Private
- References

Frame 71/86

Public versus private facilities

Beyond minimizing distances:

- ▶ “Scaling laws between population and facility densities” by Um et al., Proc. Natl. Acad. Sci., 2009. [23]
- ▶ Um et al. find empirically and argue theoretically that the connection between facility and population density

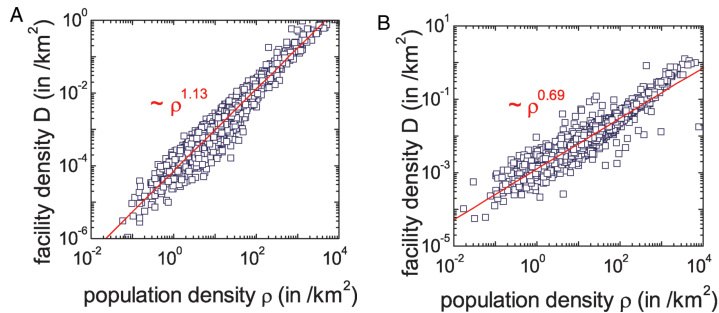
$$D \propto \rho^\alpha$$
 does not universally hold with $\alpha = 2/3$.
 - ▶ Two idealized limiting classes:
 1. For-profit, commercial facilities: $\alpha = 1$;
 2. Pro-social, public facilities: $\alpha = 2/3$.
 - ▶ Um et al. investigate facility locations in the United States and South Korea.

Supply Networks

- Introduction
- Optimal branching
 - Murray's law
 - Murray meets Tokunaga
- Single Source
 - Geometric argument
 - Blood networks
 - River networks
- Distributed Sources
 - Facility location
 - Size-density law
 - Cartograms
 - A reasonable derivation
- Global redistribution networks
- Public versus Private
- References

Frame 73/86

Public versus private facilities: evidence



- ▶ Left plot: ambulatory hospitals in the U.S.
- ▶ Right plot: public schools in the U.S.
- ▶ Note: break in scaling for public schools. Transition from $\alpha \simeq 2/3$ to $\alpha = 1$ around $\rho \simeq 100$.

Supply Networks

- Introduction
- Optimal branching
 - Murray's law
 - Murray meets Tokunaga
- Single Source
 - Geometric argument
 - Blood networks
 - River networks
- Distributed Sources
 - Facility location
 - Size-density law
 - Cartograms
 - A reasonable derivation
- Global redistribution networks
- Public versus Private
- References

Frame 74/86

Public versus private facilities: evidence

US facility	α (SE)	R^2
Ambulatory hospital	1.13(1)	0.93
Beauty care	1.08(1)	0.86
Laundry	1.05(1)	0.90
Automotive repair	0.99(1)	0.92
Private school	0.95(1)	0.82
Restaurant	0.93(1)	0.89
Accommodation	0.89(1)	0.70
Bank	0.88(1)	0.89
Gas station	0.86(1)	0.94
Death care	0.79(1)	0.80
* Fire station	0.78(3)	0.93
* Police station	0.71(6)	0.75
Public school	0.69(1)	0.87

SK facility	α (SE)	R^2
Bank	1.18(2)	0.96
Parking place	1.13(2)	0.91
* Primary clinic	1.09(2)	1.00
* Hospital	0.96(5)	0.97
* University/college	0.93(9)	0.89
Market place	0.87(2)	0.90
* Secondary school	0.77(3)	0.98
* Primary school	0.77(3)	0.97
Social welfare org.	0.75(2)	0.84
* Police station	0.71(5)	0.94
Government office	0.70(1)	0.93
* Fire station	0.60(4)	0.93
* Public health center	0.09(5)	0.19

Rough transition between public and private at $\alpha \simeq 0.8$.

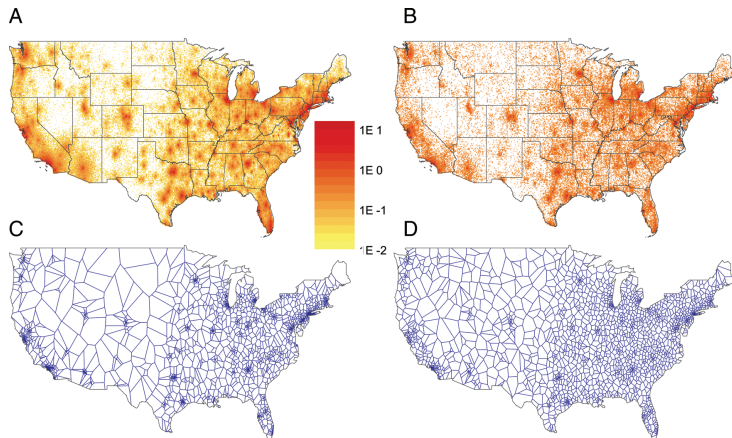
Note: * indicates analysis is at state/province level; otherwise county level.

Supply Networks

- Introduction
- Optimal branching
 - Murray's law
 - Murray meets Tokunaga
- Single Source
 - Geometric argument
 - Blood networks
 - River networks
- Distributed Sources
 - Facility location
 - Size-density law
 - Cartograms
 - A reasonable derivation
- Global redistribution networks
- Public versus Private
- References

Frame 75/86

Public versus private facilities: evidence



A, C: ambulatory hospitals in the U.S.; **B, D:** public schools in the U.S.; **A, B:** data; **C, D:** Voronoi diagram from model simulation.

Public versus private facilities: the story

- ▶ Proceeding as per the Gastner-Newman-Gusein-Zade calculation, Um et al. obtain:

$$D(\vec{x}) = n \frac{[\rho(\vec{x})]^{2/(\beta+2)}}{\int_{\Omega} [\rho(\vec{x})]^{2/(\beta+2)} d\vec{x}} \propto [\rho(\vec{x})]^{2/(\beta+2)}.$$

- ▶ For $\beta = 0$, $\alpha = 1$: commercial scaling is linear.
- ▶ For $\beta = 1$, $\alpha = 2/3$: social scaling is sublinear.
- ▶ You can try this too:
[Insert question 2, assignment 4](#) (田) .

Supply Networks

Introduction

Optimal branching
 Murray's law
 Murray meets Tokunaga

Single Source
 Geometric argument
 Blood networks
 River networks

Distributed Sources
 Facility location
 Size-density law
 Cartograms
 A reasonable derivation
 Global redistribution networks
 Public versus Private

References

Frame 76/86

Supply Networks

Introduction

Optimal branching
 Murray's law
 Murray meets Tokunaga

Single Source
 Geometric argument
 Blood networks
 River networks

Distributed Sources
 Facility location
 Size-density law
 Cartograms
 A reasonable derivation
 Global redistribution networks
 Public versus Private

References

Frame 78/86

Public versus private facilities: the story

So what's going on?

- ▶ Social institutions seek to minimize distance of travel.
- ▶ Commercial institutions seek to maximize the number of visitors.
- ▶ Defns: For the i th facility and its Voronoi cell V_i , define
 - ▶ n_i = population of the i th cell;
 - ▶ $\langle r_i \rangle$ = the average travel distance to the i th facility.
 - ▶ s_i = area of i th cell.
- ▶ Objective function to maximize for a facility (highly constructed):

$$v_i = n_i \langle r_i \rangle^\beta \text{ with } 0 \leq \beta \leq 1.$$

- ▶ Limits:
 - ▶ $\beta = 0$: purely commercial.
 - ▶ $\beta = 1$: purely social.

References I

- [1] J. R. Banavar, F. Colaiori, A. Flammini, A. Maritan, and A. Rinaldo. Topology of the fittest transportation network. *Phys. Rev. Lett.*, 84:4745–4748, 2000. [pdf](#) (田)
- [2] J. R. Banavar, A. Maritan, and A. Rinaldo. Size and form in efficient transportation networks. *Nature*, 399:130–132, 1999. [pdf](#) (田)
- [3] S. Bohn and M. O. Magnasco. Structure, scaling, and phase transition in the optimal transport network. *Phys. Rev. Lett.*, 98:088702, 2007. [pdf](#) (田)
- [4] P. S. Dodds. Optimal form of branching supply and collection networks. *Phys. Rev. Lett.*, 104(4):048702, Jan 2010. [pdf](#) (田)

Supply Networks

Introduction

Optimal branching
 Murray's law
 Murray meets Tokunaga

Single Source
 Geometric argument
 Blood networks
 River networks

Distributed Sources
 Facility location
 Size-density law
 Cartograms
 A reasonable derivation
 Global redistribution networks
 Public versus Private

References

Frame 77/86

Supply Networks

Introduction

Optimal branching
 Murray's law
 Murray meets Tokunaga

Single Source
 Geometric argument
 Blood networks
 River networks

Distributed Sources
 Facility location
 Size-density law
 Cartograms
 A reasonable derivation
 Global redistribution networks
 Public versus Private

References

Frame 79/86

References II

- [5] P. S. Dodds and D. H. Rothman. Geometry of river networks. I. Scaling, fluctuations, and deviations. *Physical Review E*, 63(1):016115, 2001. [pdf](#) (田)
- [6] M. T. Gastner and M. E. J. Newman. Diffusion-based method for producing density-equalizing maps. *Proc. Natl. Acad. Sci.*, 101:7499–7504, 2004. [pdf](#) (田)
- [7] M. T. Gastner and M. E. J. Newman. Optimal design of spatial distribution networks. *Phys. Rev. E*, 74:016117, 2006. [pdf](#) (田)
- [8] M. T. Gastner and M. E. J. Newman. Shape and efficiency in spatial distribution networks. *J. Stat. Mech.: Theor. & Exp.*, 1:P01015, 2006. [pdf](#) (田)

Supply Networks

Introduction

Optimal branching
Murray's law
Murray meets Tokunaga

Single Source
Geometric argument
Blood networks
River networks

Distributed Sources
Facility location
Size-density law
Cartograms
A reasonable derivation
Global redistribution networks
Public versus Private

References

Frame 80/86

🏠 🔍 ↻

References III

- [9] S. M. Gusein-Zade. Bunge's problem in central place theory and its generalizations. *Geogr. Anal.*, 14:246–252, 1982.
- [10] K. A. McCulloh, J. S. Sperry, and F. R. Adler. Water transport in plants obeys Murray's law. *Nature*, 421:939–942, 2003. [pdf](#) (田)
- [11] K. A. McCulloh, J. S. Sperry, and F. R. Adler. Murray's law and the hydraulic vs mechanical functioning of wood. *Functional Ecology*, 18:931–938, 2004. [pdf](#) (田)
- [12] C. D. Murray. The physiological principle of minimum work applied to the angle of branching of arteries. *J. Gen. Physiol.*, 9(9):835–841, 1926. [pdf](#) (田)

Supply Networks

Introduction

Optimal branching
Murray's law
Murray meets Tokunaga

Single Source
Geometric argument
Blood networks
River networks

Distributed Sources
Facility location
Size-density law
Cartograms
A reasonable derivation
Global redistribution networks
Public versus Private

References

Frame 81/86

🏠 🔍 ↻

References IV

- [13] C. D. Murray. The physiological principle of minimum work. I. The vascular system and the cost of blood volume. *Proc. Natl. Acad. Sci.*, 12:207–214, 1926. [pdf](#) (田)
- [14] C. D. Murray. A relationship between circumference and weight in trees and its bearing on branching angles. *J. Gen. Physiol.*, 10:725–729, 1927. [pdf](#) (田)
- [15] I. Rodríguez-Iturbe and A. Rinaldo. *Fractal River Basins: Chance and Self-Organization*. Cambridge University Press, Cambridge, UK, 1997.
- [16] A. E. Scheidegger. *Theoretical Geomorphology*. Springer-Verlag, New York, third edition, 1991.

Supply Networks

Introduction

Optimal branching
Murray's law
Murray meets Tokunaga

Single Source
Geometric argument
Blood networks
River networks

Distributed Sources
Facility location
Size-density law
Cartograms
A reasonable derivation
Global redistribution networks
Public versus Private

References

Frame 82/86

🏠 🔍 ↻

References V

- [17] W. R. Stahl. Scaling of respiratory variables in mammals. *Journal of Applied Physiology*, 22:453–460, 1967.
- [18] G. E. Stephan. Territorial division: The least-time constraint behind the formation of subnational boundaries. *Science*, 196:523–524, 1977. [pdf](#) (田)
- [19] G. E. Stephan. Territorial subdivision. *Social Forces*, 63:145–159, 1984. [pdf](#) (田)
- [20] D. W. Thompson. *On Growth and Form*. Cambridge University Press, Great Britain, 2nd edition, 1952.

Supply Networks

Introduction

Optimal branching
Murray's law
Murray meets Tokunaga

Single Source
Geometric argument
Blood networks
River networks




Distributed Sources
Facility location
Size-density law
Cartograms
A reasonable derivation
Global redistribution networks
Public versus Private

References

Frame 83/86

🏠 🔍 ↻

References VI

-  [21] D. W. Thompson.
On Growth and Form — Abridged Edition.
Cambridge University Press, Great Britain, 1961.
-  [22] D. L. Turcotte, J. D. Pelletier, and W. I. Newman.
Networks with side branching in biology.
Journal of Theoretical Biology, 193:577–592, 1998.
-  [23] J. Um, S.-W. Son, S.-I. Lee, H. Jeong, and B. J. Kim.
Scaling laws between population and facility densities.
Proc. Natl. Acad. Sci., 106:14236–14240, 2009.
[pdf](#) (田)

Supply Networks

Introduction


Optimal branching
Murray's law
Murray meets Tokunaga

Single Source
Geometric argument
Blood networks
River networks




Distributed Sources
Facility location
Size-density law
Cartograms
A reasonable derivation
Global redistribution networks
Public versus Private

References

Frame 84/86



References VII

-  [24] P. D. Weinberg and C. R. Ethier.
Twenty-fold difference in hemodynamic wall shear stress between murine and human aortas.
Journal of Biomechanics, 40(7):1594–1598, 2007.
[pdf](#) (田)
-  [25] G. B. West, J. H. Brown, and B. J. Enquist.
A general model for the origin of allometric scaling laws in biology.
Science, 276:122–126, 1997. [pdf](#) (田)
-  [26] Q. Xia.
The formation of a tree leaf.
Submitted. [pdf](#) (田)

Supply Networks

Introduction


Optimal branching
Murray's law
Murray meets Tokunaga

Single Source
Geometric argument
Blood networks
River networks

Distributed Sources
Facility location
Size-density law
Cartograms
A reasonable derivation
Global redistribution networks
Public versus Private

References

Frame 85/86



References VIII

-  [27] Q. Xia.
Optimal paths related to transport problems.
Communications in Contemporary Mathematics, 5:251–279, 2003. [pdf](#) (田)

Supply Networks

Introduction

Optimal branching
Murray's law
Murray meets Tokunaga

Single Source
Geometric argument
Blood networks
River networks

Distributed Sources
Facility location
Size-density law
Cartograms
A reasonable derivation
Global redistribution networks
Public versus Private

References

Frame 86/86

