

Measures of centrality

Complex Networks, CSYS/MATH 303, Spring, 2010

Prof. Peter Dodds

Department of Mathematics & Statistics
Center for Complex Systems
Vermont Advanced Computing Center
University of Vermont



Background

Centrality
measures

Degree centrality

Closeness centrality

Betweenness

Eigenvalue centrality

Hubs and Authorities

References

Background

Centrality measures

Degree centrality

Closeness centrality

Betweenness

Eigenvalue centrality

Hubs and Authorities

References

Background

Centrality
measures

Degree centrality

Closeness centrality

Betweenness

Eigenvalue centrality

Hubs and Authorities

References

How big is my node?

- ▶ **Basic question:** how 'important' are specific nodes and edges in a network?
- ▶ An **important node** or **edge** might:
 1. **handle** a relatively large amount of the network's traffic (e.g., cars, information);
 2. **bridge** two or more distinct groups (e.g., liason, interpreter);
 3. be a **source** of important ideas, knowledge, or judgments (e.g., supreme court decisions, an employee who 'knows where everything is').
- ▶ So how do we quantify such a slippery concept as importance?
- ▶ We generate ad hoc, reasonable measures, and examine their utility...

Background

Centrality
measures

Degree centrality

Closeness centrality

Betweenness

Eigenvale centrality

Hubs and Authorities

References

- ▶ One possible reflection of importance is **centrality**.
- ▶ Presumption is that nodes or edges that are (in some sense) in the middle of a network are important for the network's function.
- ▶ Idea of centrality comes from social networks literature^[7].
- ▶ Many flavors of centrality...
 1. Many are topological and quasi-dynamical;
 2. Some are based on dynamics (e.g., traffic).
- ▶ We will define and examine a few...
- ▶ (Later: see centrality useful in identifying communities in networks.)

Background

Centrality measures

Degree centrality

Closeness centrality

Betweenness

Eigenvalue centrality

Hubs and Authorities

References

Background

Centrality
measures

Degree centrality

Closeness centrality

Betweenness

Eigenvalue centrality

Hubs and Authorities

References

Degree centrality

- ▶ Naively estimate importance by **node degree**.^[7]
- ▶ **Doh:** assumes linearity
(If node i has twice as many friends as node j , it's twice as important.)
- ▶ **Doh:** doesn't take in any non-local information.

Closeness centrality

- ▶ **Idea:** Nodes are more central if they can reach other nodes 'easily.'
- ▶ Measure average shortest path from a node to all other nodes.
- ▶ Define **Closeness Centrality** for node i as

$$\frac{N - 1}{\sum_{j, j \neq i} (\text{distance from } i \text{ to } j)}.$$

- ▶ Range is 0 (no friends) to 1 (single hub).
- ▶ Unclear what the exact values of this measure tells us because of its ad-hocness.
- ▶ General problem with simple centrality measures: what do they exactly mean?
- ▶ Perhaps, at least, we obtain an ordering of nodes in terms of 'importance.'

Background

Centrality
measures

Degree centrality

Closeness centrality

Betweenness

Eigenvector centrality

Hubs and Authorities

References

Betweenness centrality

- ▶ **Betweenness centrality** is based on shortest paths in a network.
- ▶ **Idea:** If the quickest way between any two nodes on a network disproportionately involves certain nodes, then they are 'important' in terms of global cohesion.
- ▶ For each node i , **count how many shortest paths pass through i .**
- ▶ In the case of ties, or divide counts between paths.
- ▶ Call frequency of shortest paths passing through node i the betweenness of i , B_i .
- ▶ Note: Exclude shortest paths between i and other nodes.
- ▶ Note: works for weighted and unweighted networks.

Background

Centrality
measures

Degree centrality

Closeness centrality

Betweenness

Eigenvalue centrality

Hubs and Authorities

References

- ▶ Consider a network with N nodes and m edges (possibly weighted).
- ▶ **Computational goal:** Find $\binom{N}{2}$ shortest paths (田) between all pairs of nodes.
- ▶ Traditionally use Floyd-Warshall (田) algorithm.
- ▶ Computation time grows as $O(N^3)$.
- ▶ See also:
 1. Dijkstra's algorithm (田) for finding shortest path between two specific nodes,
 2. and Johnson's algorithm (田) which outperforms Floyd-Warshall for sparse networks:
 $O(mN + N^2 \log N)$.
- ▶ Newman (2001)^[4, 5] and Brandes (2001)^[1] independently derive much faster algorithms.
- ▶ Computation times grow as:
 1. $O(mN)$ for unweighted graphs;
 2. and $O(mN + N^2 \log N)$ for weighted graphs.

Background

Centrality
measures

Degree centrality

Closeness centrality

Betweenness

Eigenvector centrality

Hubs and Authorities

References

Shortest path between node i and all others:

- ▶ Consider unweighted networks.
- ▶ Use **breadth-first search**:
 1. Start at node i , giving it a distance $d = 0$ from itself.
 2. Create a list of all of i 's neighbors and label them being at a distance $d = 1$.
 3. Go through list of most recently visited nodes and find all of their neighbors.
 4. Exclude any nodes already assigned a distance.
 5. Increment distance d by 1.
 6. Label newly reached nodes as being at distance d .
 7. Repeat steps 3 through 6 until all nodes are visited.
- ▶ Record which nodes link to which nodes moving out from i (former are 'predecessors' with respect to i 's shortest path structure).
- ▶ Runs in $O(m)$ time and gives N shortest paths.
- ▶ Find all shortest paths in $O(mN)$ time
- ▶ Much, much better than naive estimate of $O(mN^2)$.

Background

Centrality
measures

Degree centrality

Closeness centrality

Betweenness

Eigenvale centrality

Hubs and Authorities

References

Newman's Betweenness algorithm: [4]

1. Set all nodes to have a value $c_{ij} = 0$, $j = 1, \dots, N$ (c for count).
2. Select one node i .
3. Find **shortest paths** to all other $N - 1$ nodes using breadth-first search.
4. Record # equal shortest paths reaching each node.
5. Move through nodes according to their distance from i , starting with the furthest.
6. Travel **back towards i from each starting node j** , along shortest path(s), adding 1 to every value of $c_{i\ell}$ at each node ℓ along the way.
7. Whenever more than one possibility exists, apportion **according to total number of short paths** coming through predecessors.
8. Exclude starting node j and i from increment.
9. Repeat steps 2–8 for every node i and obtain **betweenness** as $B_j = \sum_{i=1}^N c_{ij}$.

Background

Centrality
measures

Degree centrality

Closeness centrality

Betweenness

Eigenvector centrality

Hubs and Authorities

References

Newman's Betweenness algorithm: [4]

- ▶ For a **pure tree network**, c_{ij} is the number of nodes beyond j from i 's vantage point.
- ▶ Same algorithm for computing drainage area in river networks (with 1 added across the board).
- ▶ For **edge betweenness**, use exact same algorithm but now
 1. j indexes edges,
 2. and we add one to each edge as we traverse it.
- ▶ For both algorithms, computation time grows as

$$O(mN).$$

- ▶ For sparse networks with relatively small average degree, we have a fairly digestible time growth of

$$O(N^2).$$

Background

Centrality
measures

Degree centrality

Closeness centrality

Betweenness

Eigenvale centrality

Hubs and Authorities

References

Newman's Betweenness algorithm: [4]

Background

Centrality measures

Degree centrality

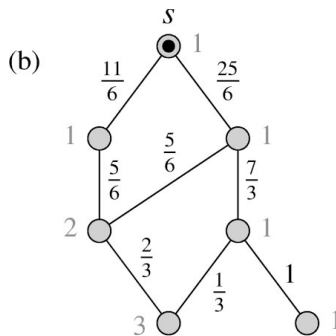
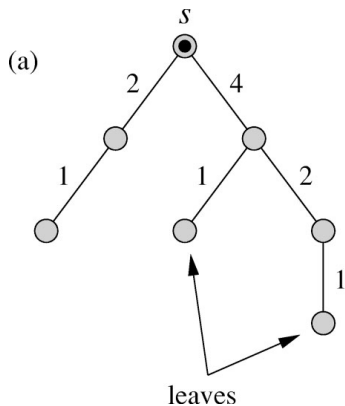
Closeness centrality

Betweenness

Eigenvalue centrality

Hubs and Authorities

References



Important nodes have important friends:

- ▶ Define x_i as the ‘importance’ of node i .
- ▶ **Idea:** x_i depends (somehow) on x_j if j is a neighbor of i .
- ▶ **Recursive:** importance is transmitted through a network.
- ▶ Simplest possibility is a linear combination:

$$x_i \propto \sum_j a_{ji} x_j$$

- ▶ Assume further that constant of proportionality, c , is independent of i .
- ▶ Above gives $\vec{x} = c\mathbf{A}^T\vec{x}$ or $\mathbf{A}^T\vec{x} = c^{-1}\vec{x} = \lambda\vec{x}$.
- ▶ Eigenvalue equation based on adjacency matrix...
- ▶ Note: Lots of despair over size of the largest eigenvalue.^[7] Lose sight of original assumption’s non-physicality.

Background

Centrality
measures

Degree centrality

Closeness centrality

Betweenness

Eigenvalue centrality

Hubs and Authorities

References

Important nodes have important friends:

- ▶ So... solve $\mathbf{A}^T \vec{x} = \lambda \vec{x}$.
- ▶ But which eigenvalue and eigenvector?
- ▶ We, the people, would like:
 1. A unique solution. ✓
 2. λ to be real. ✓
 3. Entries of \vec{x} to be real. ✓
 4. Entries of \vec{x} to be non-negative. ✓
 5. λ to actually mean something... (maybe too much)
 6. Values of x_i to mean something
(what does an observation that $x_3 = 5x_7$ mean?)
(maybe only ordering is informative...)
(maybe too much)
 7. λ to equal 1 would be nice... (maybe too much)
 8. Ordering of \vec{x} entries to be robust to reasonable
modifications of linear assumption (maybe too much)
- ▶ We rummage around in bag of tricks and pull out the Perron-Frobenius theorem...

Background

Centrality
measures

Degree centrality

Closeness centrality

Betweenness

Eigenvector centrality

Hubs and Authorities

References

Perron-Frobenius theorem: (田)

If an $N \times N$ matrix A has non-negative entries then:

1. A has a real eigenvalue $\lambda_1 \geq |\lambda_i|$ for $i = 2, \dots, N$.
2. λ_1 corresponds to left and right 1-d eigenspaces for which we can choose a basis vector that has non-negative entries.
3. The dominant real eigenvalue λ_1 is bounded by the minimum and maximum row sums of A :

$$\min_i \sum_{j=1}^N a_{ij} \leq \lambda_1 \leq \max_i \sum_{j=1}^N a_{ij}$$

4. All other eigenvectors have one or more negative entries.
5. The matrix A can make toast.
6. Note: Proof is relatively short for symmetric matrices that are strictly positive^[6] and just non-negative^[3].

Background

Centrality
measures

Degree centrality

Closeness centrality

Betweenness

Eigenvalue centrality

Hubs and Authorities

References

Other Perron-Frobenius aspects:

- ▶ Assuming our network is irreducible (\boxplus), meaning there is only one component, is reasonable: just consider one component at a time if more than one exists.
- ▶ Irreducibility means largest eigenvalue's eigenvector has strictly non-negative entries.
- ▶ Analogous to notion of ergodicity: every state is reachable.
- ▶ (Another term: **Primitive** graphs and matrices.)

- ▶ Generalize eigenvalue centrality to allow nodes to have two attributes:
 1. **Authority**: how much knowledge, information, etc., held by a node on a topic.
 2. **Hubness (or Hubosity or Hubbishness)**: how well a node 'knows' where to find information on a given topic.
- ▶ Original work due to the legendary Jon Kleinberg. [2]
- ▶ Best hubs point to best authorities.
- ▶ **Recursive**: nodes can be both hubs and authorities.
- ▶ **More**: look for dense links between sets of good hubs pointing to sets of good authorities.
- ▶ Known as the HITS algorithm (田) (Hyperlink-Induced Topics Search).

Background

Centrality
measures

Degree centrality

Closeness centrality

Betweenness

Eigenvalue centrality

Hubs and Authorities

References

Hubs and Authorities

- ▶ Give each node two scores:
 1. x_i = **authority score** for node i
 2. y_i = **hubtasticness score** for node i
- ▶ As for eigenvector centrality, we connect the scores of neighboring nodes.
- ▶ New story I: a good authority is linked to by good hubs.
- ▶ Means x_i should **increase** as $\sum_{j=1}^N a_{ji}y_j$ increases.
- ▶ **Note:** indices are ji meaning j has a directed link to i .
- ▶ New story II: good hubs point to good authorities.
- ▶ Means y_i should **increase** as $\sum_{j=1}^N a_{ij}x_j$ increases.
- ▶ Linearity assumption:

$$\vec{x} \propto A^T \vec{y} \text{ and } \vec{y} \propto A \vec{x}$$

Background

Centrality
measures

Degree centrality

Closeness centrality

Betweenness

Eigenvector centrality

Hubs and Authorities

References

- ▶ So let's say we have

$$\vec{x} = c_1 A^T \vec{y} \text{ and } \vec{y} = c_2 A \vec{x}$$

where c_1 and c_2 must be positive.

- ▶ Above equations combine to give

$$\vec{x} = c_1 A^T c_2 A \vec{x} = \lambda A^T A \vec{x}.$$

where $\lambda = c_1 c_2 > 0$.

- ▶ **It's all good:** we have the heart of singular value decomposition before us...

We can do this:

- ▶ $A^T A$ is symmetric.
- ▶ $A^T A$ is semi-positive definite so its eigenvalues are all ≥ 0 .
- ▶ $A^T A$'s eigenvalues are the square of A 's singular values.
- ▶ $A^T A$'s eigenvectors form a joyful orthogonal basis.
- ▶ Perron-Frobenius tells us that only the dominant eigenvalue's eigenvector can be chosen to have non-negative entries.
- ▶ So: linear assumption leads to a solvable system.
- ▶ What would be very good: find networks where we have independent measures of node 'importance' and see how importance is actually distributed.

Background

Centrality
measures

Degree centrality

Closeness centrality

Betweenness

Eigenvalue centrality

Hubs and Authorities

References

References I

Background

Centrality
measures

Degree centrality




Closeness centrality

Betweenness





Eigenvale centrality

Hubs and Authorities

References

-  [1] U. Brandes.
A faster algorithm for betweenness centrality.
J. Math. Sociol., 25:163–177, 2001. [pdf](#) (⊞)
-  [2] J. M. Kleinberg.
Authoritative sources in a hyperlinked environment.
*Proc. 9th ACM-SIAM Symposium on Discrete
Algorithms*, 1998. [pdf](#) (⊞)
-  [3] K. Y. Lin.
An elementary proof of the perron-frobenius theorem
for non-negative symmetric matrices.
Chinese Journal of Physics, 15:283–285, 1977.
[pdf](#) (⊞)

References II

-  [4] M. E. J. Newman.
Scientific collaboration networks. II. Shortest paths,
weighted networks, and centrality.
Phys. Rev. E, 64(1):016132, 2001. [pdf](#) (田)
-  [5] M. E. J. Newman and M. Girvan.
Finding and evaluating community structure in
networks.
Phys. Rev. E, 69(2):026113, 2004. [pdf](#) (田)
-  [6] F. Ninio.
A simple proof of the Perron-Frobenius theorem for
positive symmetric matrices.
J. Phys. A.: Math. Gen., 9:1281–1282, 1976. [pdf](#) (田)
-  [7] S. Wasserman and K. Faust.
Social Network Analysis: Methods and Applications.
Cambridge University Press, Cambridge, UK, 1994.

Background

Centrality
measures

Degree centrality

Closeness centrality

Betweenness

Eigenvale centrality

Hubs and Authorities

References