

# Random Networks

Complex Networks, Course 295A, Spring, 2008

Prof. Peter Dodds

Department of Mathematics & Statistics  
University of Vermont



Licensed under the *Creative Commons Attribution-NonCommercial-ShareAlike 3.0 License*.

## Basics

- Definitions
- How to build
- Some visual examples

## Structure

- Clustering
- Degree distributions
- Configuration model
- Largest component

## Generating Functions

- Definitions
- Basic Properties
- Giant Component Condition
- Component sizes
- Useful results
- Size of the Giant Component
- Average Component Size

## References

# Outline

## Basics

Definitions

How to build

Some visual examples

### Basics

Definitions

How to build

Some visual examples

### Structure

Clustering

Degree distributions

Configuration model

Largest component

### Generating Functions

Definitions

Basic Properties

Giant Component Condition

Component sizes

Useful results

Size of the Giant

Component

Average Component Size

### References

# Outline

## Basics

Definitions

How to build

Some visual examples

## Structure

Clustering

Degree distributions

Configuration model

Largest component

### Basics

Definitions

How to build

Some visual examples

### Structure

Clustering

Degree distributions

Configuration model

Largest component

### Generating

#### Functions

Definitions

Basic Properties

Giant Component Condition

Component sizes

Useful results

Size of the Giant

Component

Average Component Size

### References

# Outline

## Basics

Definitions

How to build

Some visual examples

## Structure

Clustering

Degree distributions

Configuration model

Largest component

## Generating Functions

Definitions

Basic Properties

Giant Component Condition

Component sizes

Useful results

Size of the Giant Component

Average Component Size

### Basics

Definitions

How to build

Some visual examples

### Structure

Clustering

Degree distributions

Configuration model

Largest component

### Generating

### Functions

Definitions

Basic Properties

Giant Component Condition

Component sizes

Useful results

Size of the Giant

Component

Average Component Size

### References

# Outline

## Basics

Definitions

How to build

Some visual examples

## Structure

Clustering

Degree distributions

Configuration model

Largest component

## Generating Functions

Definitions

Basic Properties

Giant Component Condition

Component sizes

Useful results

Size of the Giant Component

Average Component Size

## References

### Basics

Definitions

How to build

Some visual examples

### Structure

Clustering

Degree distributions

Configuration model

Largest component

### Generating

### Functions

Definitions

Basic Properties

Giant Component Condition

Component sizes

Useful results

Size of the Giant

Component

Average Component Size

### References

# Outline

## Basics

### Definitions

How to build

Some visual examples

## Structure

Clustering

Degree distributions

Configuration model

Largest component

## Generating Functions

Definitions

Basic Properties

Giant Component Condition

Component sizes

Useful results

Size of the Giant Component

Average Component Size

## References

### Basics

Definitions

How to build

Some visual examples

### Structure

Clustering

Degree distributions

Configuration model

Largest component

### Generating

#### Functions

Definitions

Basic Properties

Giant Component Condition

Component sizes

Useful results

Size of the Giant

Component

Average Component Size

### References

# Random networks

Pure, abstract random networks:

## Basics

Definitions

How to build

Some visual examples

## Structure

Clustering

Degree distributions

Configuration model

Largest component

## Generating Functions

Definitions

Basic Properties

Giant Component Condition

Component sizes

Useful results

Size of the Giant Component

Average Component Size

## References

## Pure, abstract random networks:

- ▶ Consider set of all networks with  $N$  labelled nodes and  $m$  edges.

### Basics

Definitions

How to build

Some visual examples

### Structure

Clustering

Degree distributions

Configuration model

Largest component

### Generating Functions

Definitions

Basic Properties

Giant Component Condition

Component sizes

Useful results

Size of the Giant Component

Average Component Size

### References



## Pure, abstract random networks:

- ▶ Consider set of all networks with  $N$  labelled nodes and  $m$  edges.
- ▶ Standard random network = **randomly chosen** network from this set.

### Basics

Definitions

How to build

Some visual examples

### Structure

Clustering

Degree distributions

Configuration model

Largest component

### Generating Functions

Definitions

Basic Properties

Giant Component Condition

Component sizes

Useful results

Size of the Giant Component

Average Component Size

### References

## Pure, abstract random networks:

- ▶ Consider set of all networks with  $N$  labelled nodes and  $m$  edges.
- ▶ Standard random network = **randomly chosen** network from this set.
- ▶ To be clear: each network is **equally** probable.

### Basics

Definitions

How to build

Some visual examples

### Structure

Clustering

Degree distributions

Configuration model

Largest component

### Generating Functions

Definitions

Basic Properties

Giant Component Condition

Component sizes

Useful results

Size of the Giant

Component

Average Component Size

### References

## Pure, abstract random networks:

- ▶ Consider set of all networks with  $N$  labelled nodes and  $m$  edges.
- ▶ Standard random network = **randomly chosen** network from this set.
- ▶ To be clear: each network is **equally** probable.
- ▶ Sometimes equiprobability is a good assumption, but it is always an assumption.

### Basics

Definitions

How to build

Some visual examples

### Structure

Clustering

Degree distributions

Configuration model

Largest component

### Generating Functions

Definitions

Basic Properties

Giant Component Condition

Component sizes

Useful results

Size of the Giant Component

Average Component Size

### References

## Pure, abstract random networks:

- ▶ Consider set of all networks with  $N$  labelled nodes and  $m$  edges.
- ▶ Standard random network = **randomly chosen** network from this set.
- ▶ To be clear: each network is **equally** probable.
- ▶ Sometimes equiprobability is a good assumption, but it is always an assumption.
- ▶ Known as Erdős-Rényi random networks or **ER graphs**.

### Basics

Definitions

How to build

Some visual examples

### Structure

Clustering

Degree distributions

Configuration model

Largest component

### Generating Functions

Definitions

Basic Properties

Giant Component Condition

Component sizes

Useful results

Size of the Giant Component

Average Component Size

### References

## Some features:

- ▶ Number of possible edges:

$$0 \leq m \leq \binom{N}{2} = \frac{N(N-1)}{2}$$

### Basics

Definitions

How to build

Some visual examples

### Structure

Clustering

Degree distributions

Configuration model

Largest component

### Generating Functions

Definitions

Basic Properties

Giant Component Condition

Component sizes

Useful results

Size of the Giant Component

Average Component Size

### References

## Some features:

- ▶ Number of possible edges:

$$0 \leq m \leq \binom{N}{2} = \frac{N(N-1)}{2}$$

- ▶ Given  $m$  edges, there are  $\binom{N}{m}$  different possible networks.

### Basics

Definitions

How to build

Some visual examples

### Structure

Clustering

Degree distributions

Configuration model

Largest component

### Generating Functions

Definitions

Basic Properties

Giant Component Condition

Component sizes

Useful results

Size of the Giant Component

Average Component Size

### References

## Some features:

- ▶ Number of possible edges:

$$0 \leq m \leq \binom{N}{2} = \frac{N(N-1)}{2}$$

- ▶ Given  $m$  edges, there are  $\binom{\binom{N}{2}}{m}$  different possible networks.
- ▶ Crazy factorial explosion for  $1 \ll m \ll \binom{N}{2}$ .

### Basics

Definitions

How to build

Some visual examples

### Structure

Clustering

Degree distributions

Configuration model

Largest component

### Generating Functions

Definitions

Basic Properties

Giant Component Condition

Component sizes

Useful results

Size of the Giant Component

Average Component Size

### References

## Some features:

- ▶ Number of possible edges:

$$0 \leq m \leq \binom{N}{2} = \frac{N(N-1)}{2}$$

- ▶ Given  $m$  edges, there are  $\binom{N}{m}$  different possible networks.
- ▶ Crazy factorial explosion for  $1 \ll m \ll \binom{N}{2}$ .
- ▶ Limit of  $m = 0$ : empty graph.

### Basics

Definitions

How to build

Some visual examples

### Structure

Clustering

Degree distributions

Configuration model

Largest component

### Generating Functions

Definitions

Basic Properties

Giant Component Condition

Component sizes

Useful results

Size of the Giant Component

Average Component Size

### References



## Some features:

- ▶ Number of possible edges:

$$0 \leq m \leq \binom{N}{2} = \frac{N(N-1)}{2}$$

- ▶ Given  $m$  edges, there are  $\binom{\binom{N}{2}}{m}$  different possible networks.
- ▶ Crazy factorial explosion for  $1 \ll m \ll \binom{N}{2}$ .
- ▶ Limit of  $m = 0$ : empty graph.
- ▶ Limit of  $m = \binom{N}{2}$ : complete or fully-connected graph.

### Basics

Definitions

How to build

Some visual examples

### Structure

Clustering

Degree distributions

Configuration model

Largest component

### Generating Functions

Definitions

Basic Properties

Giant Component Condition

Component sizes

Useful results

Size of the Giant Component

Average Component Size

### References

## Some features:

- ▶ Number of possible edges:

$$0 \leq m \leq \binom{N}{2} = \frac{N(N-1)}{2}$$

- ▶ Given  $m$  edges, there are  $\binom{N}{m}$  different possible networks.
- ▶ Crazy factorial explosion for  $1 \ll m \ll \binom{N}{2}$ .
- ▶ Limit of  $m = 0$ : empty graph.
- ▶ Limit of  $m = \binom{N}{2}$ : complete or fully-connected graph.
- ▶ **Real world**: links are usually costly so real networks are almost always **sparse**.

### Basics

Definitions

How to build

Some visual examples

### Structure

Clustering

Degree distributions

Configuration model

Largest component

### Generating

#### Functions

Definitions

Basic Properties

Giant Component Condition

Component sizes

Useful results

Size of the Giant

Component

Average Component Size

### References

# Outline

## Basics

Definitions

**How to build**

Some visual examples

## Structure

Clustering

Degree distributions

Configuration model

Largest component

## Generating Functions

Definitions

Basic Properties

Giant Component Condition

Component sizes

Useful results

Size of the Giant Component

Average Component Size

## References

### Basics

Definitions

**How to build**

Some visual examples

### Structure

Clustering

Degree distributions

Configuration model

Largest component

### Generating

#### Functions

Definitions

Basic Properties

Giant Component Condition

Component sizes

Useful results

Size of the Giant

Component

Average Component Size

### References

# Random networks

How to build standard random networks:

- ▶ Given  $N$  and  $m$ .

## Basics

Definitions

How to build

Some visual examples

## Structure

Clustering

Degree distributions

Configuration model

Largest component

## Generating Functions

Definitions

Basic Properties

Giant Component Condition

Component sizes

Useful results

Size of the Giant Component

Average Component Size

## References

## How to build standard random networks:

- ▶ Given  $N$  and  $m$ .
- ▶ Two probabilistic methods

### Basics

Definitions

How to build

Some visual examples

### Structure

Clustering

Degree distributions

Configuration model

Largest component

### Generating Functions

Definitions

Basic Properties

Giant Component Condition

Component sizes

Useful results

Size of the Giant Component

Average Component Size

### References

## How to build standard random networks:

- ▶ Given  $N$  and  $m$ .
- ▶ Two probabilistic methods (we'll see a third later on)

### Basics

Definitions

How to build

Some visual examples

### Structure

Clustering

Degree distributions

Configuration model

Largest component

### Generating Functions

Definitions

Basic Properties

Giant Component Condition

Component sizes

Useful results

Size of the Giant Component

Average Component Size

### References

## How to build standard random networks:

- ▶ Given  $N$  and  $m$ .
  - ▶ Two probabilistic methods (we'll see a third later on)
1. Connect each of the  $\binom{N}{2}$  pairs with appropriate probability  $p$ .

### Basics

Definitions

How to build

Some visual examples

### Structure

Clustering

Degree distributions

Configuration model

Largest component

### Generating Functions

Definitions

Basic Properties

Giant Component Condition

Component sizes

Useful results

Size of the Giant Component

Average Component Size

### References

## How to build standard random networks:

- ▶ Given  $N$  and  $m$ .
  - ▶ Two probabilistic methods (we'll see a third later on)
1. Connect each of the  $\binom{N}{2}$  pairs with appropriate probability  $p$ .
  2. Take  $N$  nodes and add exactly  $m$  links by selecting edges without replacement.

### Basics

Definitions

How to build

Some visual examples

### Structure

Clustering

Degree distributions

Configuration model

Largest component

### Generating Functions

Definitions

Basic Properties

Giant Component Condition

Component sizes

Useful results

Size of the Giant Component

Average Component Size

### References



## How to build standard random networks:

- ▶ Given  $N$  and  $m$ .
  - ▶ Two probabilistic methods (we'll see a third later on)
1. Connect each of the  $\binom{N}{2}$  pairs with appropriate probability  $p$ .
    - ▶ Useful for theoretical work.
  2. Take  $N$  nodes and add exactly  $m$  links by selecting edges without replacement.

### Basics

Definitions

How to build

Some visual examples

### Structure

Clustering

Degree distributions

Configuration model

Largest component

### Generating Functions

Definitions

Basic Properties

Giant Component Condition

Component sizes

Useful results

Size of the Giant Component

Average Component Size

### References

## How to build standard random networks:

- ▶ Given  $N$  and  $m$ .
  - ▶ Two probabilistic methods (we'll see a third later on)
1. Connect each of the  $\binom{N}{2}$  pairs with appropriate probability  $p$ .
    - ▶ **Useful for theoretical work.**
  2. Take  $N$  nodes and add exactly  $m$  links by selecting edges without replacement.
    - ▶ **Algorithm:** Randomly choose a pair of nodes  $i$  and  $j$ ,  $i \neq j$ , and connect if unconnected; repeat until all  $m$  edges are allocated.

### Basics

Definitions

How to build

Some visual examples

### Structure

Clustering

Degree distributions

Configuration model

Largest component

### Generating Functions

Definitions

Basic Properties

Giant Component Condition

Component sizes

Useful results

Size of the Giant

Component

Average Component Size

### References

## How to build standard random networks:

- ▶ Given  $N$  and  $m$ .
  - ▶ Two probabilistic methods (we'll see a third later on)
1. Connect each of the  $\binom{N}{2}$  pairs with appropriate probability  $p$ .
    - ▶ **Useful for theoretical work.**
  2. Take  $N$  nodes and add exactly  $m$  links by selecting edges without replacement.
    - ▶ **Algorithm:** Randomly choose a pair of nodes  $i$  and  $j$ ,  $i \neq j$ , and connect if unconnected; repeat until all  $m$  edges are allocated.
    - ▶ Best for adding small numbers of links (most cases).

### Basics

Definitions

How to build

Some visual examples

### Structure

Clustering

Degree distributions

Configuration model

Largest component

### Generating Functions

Definitions

Basic Properties

Giant Component Condition

Component sizes

Useful results

Size of the Giant Component

Average Component Size

### References

## How to build standard random networks:

- ▶ Given  $N$  and  $m$ .
  - ▶ Two probabilistic methods (we'll see a third later on)
1. Connect each of the  $\binom{N}{2}$  pairs with appropriate probability  $p$ .
    - ▶ **Useful for theoretical work.**
  2. Take  $N$  nodes and add exactly  $m$  links by selecting edges without replacement.
    - ▶ **Algorithm:** Randomly choose a pair of nodes  $i$  and  $j$ ,  $i \neq j$ , and connect if unconnected; repeat until all  $m$  edges are allocated.
    - ▶ Best for adding small numbers of links (most cases).
    - ▶ 1 and 2 are effectively equivalent for large  $N$ .

### Basics

Definitions

How to build

Some visual examples

### Structure

Clustering

Degree distributions

Configuration model

Largest component

### Generating Functions

Definitions

Basic Properties

Giant Component Condition

Component sizes

Useful results

Size of the Giant Component

Average Component Size

### References

# Random networks

A few more things:

- ▶ For method 1, # links is probabilistic:

$$\langle m \rangle = p \binom{N}{2}$$

## Basics

Definitions

How to build

Some visual examples

## Structure

Clustering

Degree distributions

Configuration model

Largest component

## Generating Functions

Definitions

Basic Properties

Giant Component Condition

Component sizes

Useful results

Size of the Giant Component

Average Component Size

## References

# Random networks

## A few more things:

- ▶ For method 1, # links is probabilistic:

$$\langle m \rangle = p \binom{N}{2} = p \frac{1}{2} N(N-1)$$

### Basics

Definitions

How to build

Some visual examples

### Structure

Clustering

Degree distributions

Configuration model

Largest component

### Generating Functions

Definitions

Basic Properties

Giant Component Condition

Component sizes

Useful results

Size of the Giant

Component

Average Component Size

### References

# Random networks

## A few more things:

- ▶ For method 1, # links is probabilistic:

$$\langle m \rangle = p \binom{N}{2} = p \frac{1}{2} N(N-1)$$

- ▶ So the expected or **average degree** is

$$\langle k \rangle = \frac{2 \langle m \rangle}{N}$$

### Basics

Definitions

How to build

Some visual examples

### Structure

Clustering

Degree distributions

Configuration model

Largest component

### Generating

#### Functions

Definitions

Basic Properties

Giant Component Condition

Component sizes

Useful results

Size of the Giant

Component

Average Component Size

### References

# Random networks

## A few more things:

- ▶ For method 1, # links is probabilistic:

$$\langle m \rangle = p \binom{N}{2} = p \frac{1}{2} N(N-1)$$

- ▶ So the expected or **average degree** is

$$\begin{aligned} \langle k \rangle &= \frac{2 \langle m \rangle}{N} \\ &= \frac{2}{N} p \frac{1}{2} N(N-1) \end{aligned}$$

### Basics

Definitions

How to build

Some visual examples

### Structure

Clustering

Degree distributions

Configuration model

Largest component

### Generating

#### Functions

Definitions

Basic Properties

Giant Component Condition

Component sizes

Useful results

Size of the Giant

Component

Average Component Size

### References



# Random networks

## A few more things:

- ▶ For method 1, # links is probabilistic:

$$\langle m \rangle = p \binom{N}{2} = p \frac{1}{2} N(N-1)$$

- ▶ So the expected or **average degree** is

$$\begin{aligned} \langle k \rangle &= \frac{2 \langle m \rangle}{N} \\ &= \frac{2}{N} p \frac{1}{2} N(N-1) = \frac{2}{N} p \frac{1}{2} N(N-1) \end{aligned}$$

### Basics

Definitions

How to build

Some visual examples

### Structure

Clustering

Degree distributions

Configuration model

Largest component

### Generating

#### Functions

Definitions

Basic Properties

Giant Component Condition

Component sizes

Useful results

Size of the Giant

Component

Average Component Size

### References

# Random networks

## A few more things:

- ▶ For method 1, # links is probabilistic:

$$\langle m \rangle = p \binom{N}{2} = p \frac{1}{2} N(N-1)$$

- ▶ So the expected or **average degree** is

$$\begin{aligned} \langle k \rangle &= \frac{2 \langle m \rangle}{N} \\ &= \frac{2}{N} p \frac{1}{2} N(N-1) = \frac{2}{N} p \frac{1}{2} N(N-1) = p(N-1). \end{aligned}$$

## Basics

Definitions

How to build

Some visual examples

## Structure

Clustering

Degree distributions

Configuration model

Largest component

## Generating

## Functions

Definitions

Basic Properties

Giant Component Condition

Component sizes

Useful results

Size of the Giant

Component

Average Component Size

## References

# Random networks

## A few more things:

- ▶ For method 1, # links is probabilistic:

$$\langle m \rangle = p \binom{N}{2} = p \frac{1}{2} N(N-1)$$

- ▶ So the expected or **average degree** is

$$\begin{aligned} \langle k \rangle &= \frac{2 \langle m \rangle}{N} \\ &= \frac{2}{N} p \frac{1}{2} N(N-1) = \frac{2}{N} p \frac{1}{2} N(N-1) = p(N-1). \end{aligned}$$

- ▶ Which is what it should be...

### Basics

Definitions

How to build

Some visual examples

### Structure

Clustering

Degree distributions

Configuration model

Largest component

### Generating

#### Functions

Definitions

Basic Properties

Giant Component Condition

Component sizes

Useful results

Size of the Giant

Component

Average Component Size

### References

# Random networks

## A few more things:

- ▶ For method 1, # links is probabilistic:

$$\langle m \rangle = p \binom{N}{2} = p \frac{1}{2} N(N-1)$$

- ▶ So the expected or **average degree** is

$$\begin{aligned} \langle k \rangle &= \frac{2 \langle m \rangle}{N} \\ &= \frac{2}{N} p \frac{1}{2} N(N-1) = \frac{2}{N} p \frac{1}{2} N(N-1) = p(N-1). \end{aligned}$$

- ▶ Which is what it should be...
- ▶ If we keep  $\langle k \rangle$  constant then  $p \propto 1/N \rightarrow 0$  as  $N \rightarrow \infty$ .

Basics

- Definitions
- How to build
- Some visual examples

Structure

- Clustering
- Degree distributions
- Configuration model
- Largest component

Generating Functions

- Definitions
- Basic Properties
- Giant Component Condition
- Component sizes
- Useful results
- Size of the Giant Component
- Average Component Size

References

# Outline

## Basics

Definitions

How to build

**Some visual examples**

## Structure

Clustering

Degree distributions

Configuration model

Largest component

## Generating Functions

Definitions

Basic Properties

Giant Component Condition

Component sizes

Useful results

Size of the Giant Component

Average Component Size

## References

### Basics

Definitions

How to build

Some visual examples

### Structure

Clustering

Degree distributions

Configuration model

Largest component

### Generating

#### Functions

Definitions

Basic Properties

Giant Component Condition

Component sizes

Useful results

Size of the Giant

Component

Average Component Size

### References

# Random networks: examples

Next slides:

Example realizations of random networks

## Basics

Definitions

How to build

Some visual examples

## Structure

Clustering

Degree distributions

Configuration model

Largest component

## Generating Functions

Definitions

Basic Properties

Giant Component Condition

Component sizes

Useful results

Size of the Giant Component

Average Component Size

## References

# Random networks: examples

Next slides:

Example realizations of random networks

▶  $N = 500$

## Basics

Definitions

How to build

Some visual examples

## Structure

Clustering

Degree distributions

Configuration model

Largest component

## Generating Functions

Definitions

Basic Properties

Giant Component Condition

Component sizes

Useful results

Size of the Giant

Component

Average Component Size

## References

## Next slides:

### Example realizations of random networks

- ▶  $N = 500$
- ▶ Vary  $m$ , the number of edges from 100 to 1000.

### Basics

Definitions

How to build

Some visual examples

### Structure

Clustering

Degree distributions

Configuration model

Largest component

### Generating

### Functions

Definitions

Basic Properties

Giant Component Condition

Component sizes

Useful results

Size of the Giant

Component

Average Component Size

### References



## Next slides:

### Example realizations of random networks

- ▶  $N = 500$
- ▶ Vary  $m$ , the number of edges from 100 to 1000.
- ▶ Average degree  $\langle k \rangle$  runs from 0.4 to 4.

### Basics

Definitions

How to build

Some visual examples

### Structure

Clustering

Degree distributions

Configuration model

Largest component

### Generating

### Functions

Definitions

Basic Properties

Giant Component Condition

Component sizes

Useful results

Size of the Giant

Component

Average Component Size

### References

## Next slides:

### Example realizations of random networks

- ▶  $N = 500$
- ▶ Vary  $m$ , the number of edges from 100 to 1000.
- ▶ Average degree  $\langle k \rangle$  runs from 0.4 to 4.
- ▶ Look at full network plus the largest component.

#### Basics

Definitions

How to build

Some visual examples

#### Structure

Clustering

Degree distributions

Configuration model

Largest component

#### Generating

#### Functions

Definitions

Basic Properties

Giant Component Condition

Component sizes

Useful results

Size of the Giant

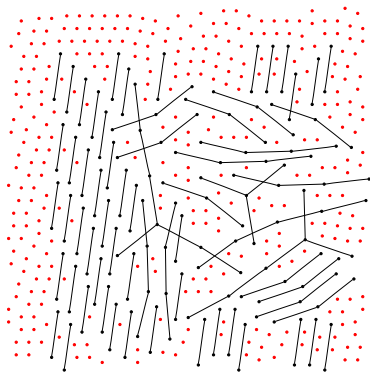
Component

Average Component Size

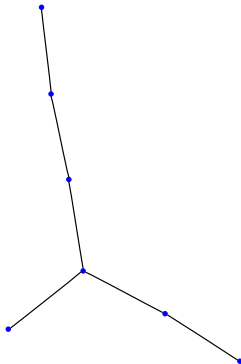
#### References

# Random networks: examples

entire network:



largest component:



$N = 500$ , number of edges  $m = 100$   
average degree  $\langle k \rangle = 0.4$

## Basics

Definitions

How to build

Some visual examples

## Structure

Clustering

Degree distributions

Configuration model

Largest component

## Generating Functions

Definitions

Basic Properties

Giant Component Condition

Component sizes

Useful results

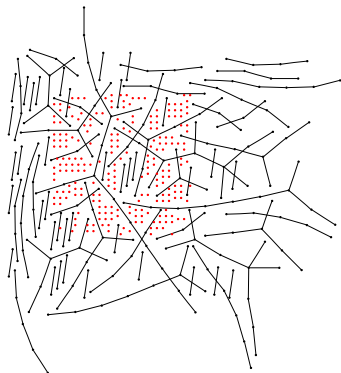
Size of the Giant Component

Average Component Size

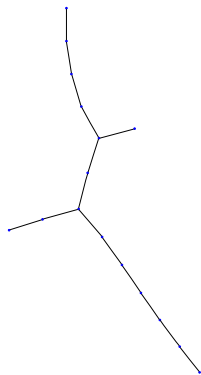
## References

# Random networks: examples

entire network:



largest component:



$N = 500$ , number of edges  $m = 200$   
average degree  $\langle k \rangle = 0.8$

## Basics

Definitions

How to build

Some visual examples

## Structure

Clustering

Degree distributions

Configuration model

Largest component

## Generating Functions

Definitions

Basic Properties

Giant Component Condition

Component sizes

Useful results

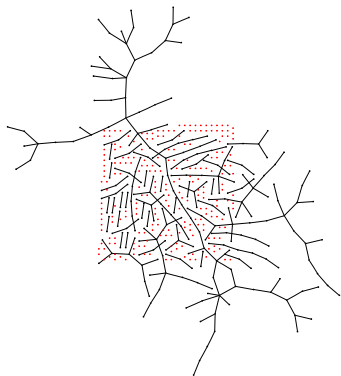
Size of the Giant Component

Average Component Size

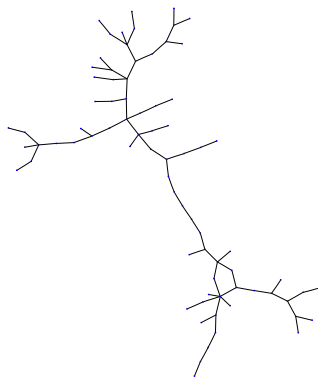
## References

# Random networks: examples

entire network:



largest component:



$N = 500$ , number of edges  $m = 230$   
average degree  $\langle k \rangle = 0.92$

## Basics

Definitions

How to build

Some visual examples

## Structure

Clustering

Degree distributions

Configuration model

Largest component

## Generating Functions

Definitions

Basic Properties

Giant Component Condition

Component sizes

Useful results

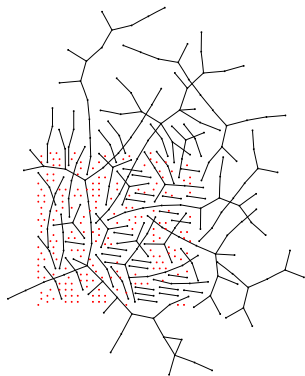
Size of the Giant Component

Average Component Size

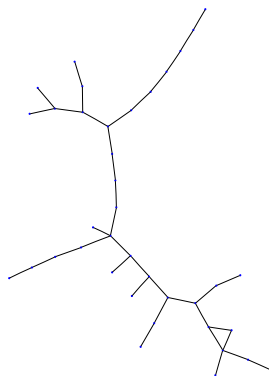
## References

# Random networks: examples

entire network:



largest component:



$N = 500$ , number of edges  $m = 240$   
average degree  $\langle k \rangle = 0.96$

## Basics

Definitions

How to build

Some visual examples

## Structure

Clustering

Degree distributions

Configuration model

Largest component

## Generating Functions

Definitions

Basic Properties

Giant Component Condition

Component sizes

Useful results

Size of the Giant Component

Average Component Size

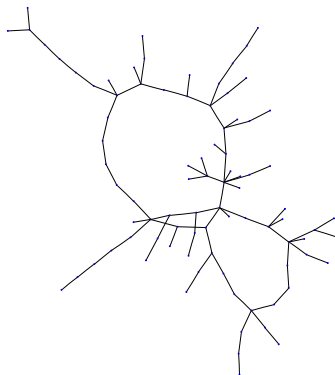
## References

# Random networks: examples

entire network:



largest component:



$N = 500$ , number of edges  $m = 250$   
average degree  $\langle k \rangle = 1$

## Basics

Definitions

How to build

Some visual examples

## Structure

Clustering

Degree distributions

Configuration model

Largest component

## Generating Functions

Definitions

Basic Properties

Giant Component Condition

Component sizes

Useful results

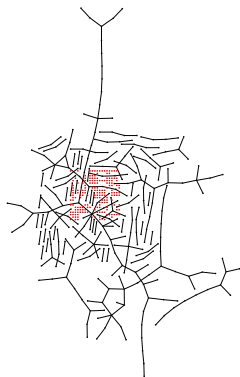
Size of the Giant Component

Average Component Size

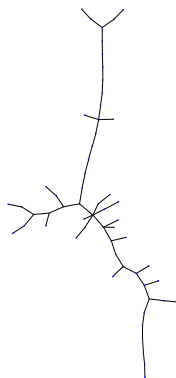
## References

# Random networks: examples

entire network:



largest component:



$N = 500$ , number of edges  $m = 260$   
average degree  $\langle k \rangle = 1.04$

## Basics

Definitions

How to build

Some visual examples

## Structure

Clustering

Degree distributions

Configuration model

Largest component

## Generating Functions

Definitions

Basic Properties

Giant Component Condition

Component sizes

Useful results

Size of the Giant Component

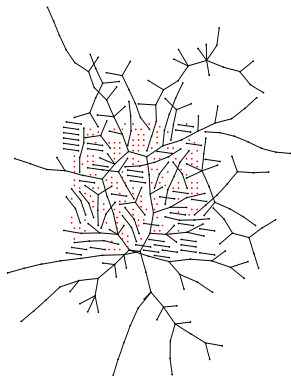
Average Component Size

## References

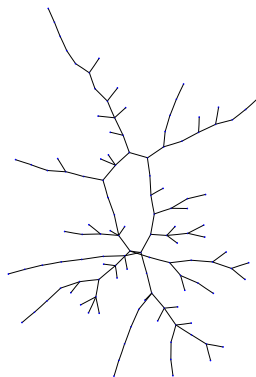


# Random networks: examples

entire network:



largest component:



$N = 500$ , number of edges  $m = 280$   
average degree  $\langle k \rangle = 1.12$

## Basics

Definitions

How to build

Some visual examples

## Structure

Clustering

Degree distributions

Configuration model

Largest component

## Generating Functions

Definitions

Basic Properties

Giant Component Condition

Component sizes

Useful results

Size of the Giant Component

Average Component Size

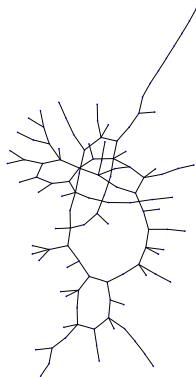
## References

# Random networks: examples

entire network:



largest component:



$N = 500$ , number of edges  $m = 300$   
average degree  $\langle k \rangle = 1.2$

## Basics

Definitions

How to build

Some visual examples

## Structure

Clustering

Degree distributions

Configuration model

Largest component

## Generating Functions

Definitions

Basic Properties

Giant Component Condition

Component sizes

Useful results

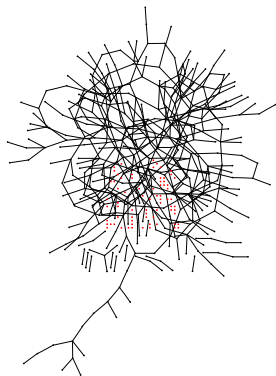
Size of the Giant Component

Average Component Size

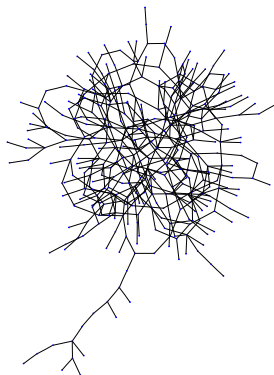
## References

# Random networks: examples

entire network:



largest component:



$N = 500$ , number of edges  $m = 500$   
average degree  $\langle k \rangle = 2$

## Basics

Definitions

How to build

Some visual examples

## Structure

Clustering

Degree distributions

Configuration model

Largest component

## Generating Functions

Definitions

Basic Properties

Giant Component Condition

Component sizes

Useful results


Size of the Giant Component

Average Component Size

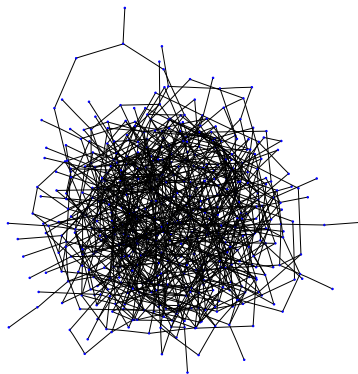
## References

# Random networks: examples

entire network:



largest component:



$N = 500$ , number of edges  $m = 1000$   
average degree  $\langle k \rangle = 4$

## Basics

Definitions

How to build

Some visual examples

## Structure

Clustering

Degree distributions

Configuration model

Largest component

## Generating Functions

Definitions

Basic Properties

Giant Component Condition

Component sizes

Useful results

Size of the Giant Component

Average Component Size

## References

# Random networks: examples for $N=500$

## Basics

- Definitions
- How to build
- Some visual examples

## Structure

- Clustering
- Degree distributions
- Configuration model
- Largest component

## Generating Functions

- Definitions
- Basic Properties
- Giant Component Condition
- Component sizes
- Useful results
- Size of the Giant Component
- Average Component Size

## References



$m = 100$   
 $\langle k \rangle = 0.4$



$m = 200$   
 $\langle k \rangle = 0.8$



$m = 230$   
 $\langle k \rangle = 0.92$



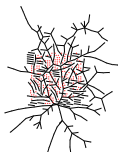
$m = 240$   
 $\langle k \rangle = 0.96$



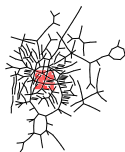
$m = 250$   
 $\langle k \rangle = 1$




$m = 260$   
 $\langle k \rangle = 1.04$



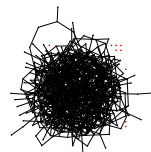
$m = 280$   
 $\langle k \rangle = 1.12$



$m = 300$   
 $\langle k \rangle = 1.2$



$m = 500$   
 $\langle k \rangle = 2$



$m = 1000$   
 $\langle k \rangle = 4$

# Random networks: largest components

## Basics

Definitions

How to build

Some visual examples

## Structure

Clustering

Degree distributions

Configuration model

Largest component

## Generating

### Functions

Definitions

Basic Properties

Giant Component Condition

Component sizes

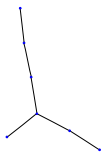
Useful results

Size of the Giant

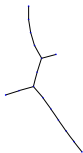
Component

Average Component Size

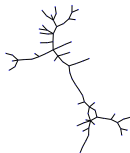
## References



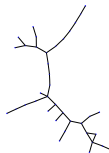
$m = 100$   
 $\langle k \rangle = 0.4$



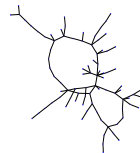
$m = 200$   
 $\langle k \rangle = 0.8$



$m = 230$   
 $\langle k \rangle = 0.92$



$m = 240$   
 $\langle k \rangle = 0.96$



$m = 250$   
 $\langle k \rangle = 1$




$m = 260$   
 $\langle k \rangle = 1.04$



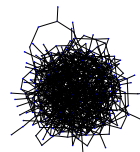
$m = 280$   
 $\langle k \rangle = 1.12$



$m = 300$   
 $\langle k \rangle = 1.2$



$m = 500$   
 $\langle k \rangle = 2$



$m = 1000$   
 $\langle k \rangle = 4$

# Random networks: examples for $N=500$

## Basics

- Definitions
- How to build
- Some visual examples

## Structure

- Clustering
- Degree distributions
- Configuration model
- Largest component

## Generating Functions

- Definitions
- Basic Properties
- Giant Component Condition
- Component sizes
- Useful results
- Size of the Giant Component
- Average Component Size

## References



$m = 250$   
 $\langle k \rangle = 1$



$m = 250$   
 $\langle k \rangle = 1$



$m = 250$   
 $\langle k \rangle = 1$



$m = 250$   
 $\langle k \rangle = 1$



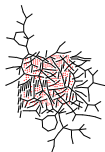
$m = 250$   
 $\langle k \rangle = 1$



$m = 250$   
 $\langle k \rangle = 1$



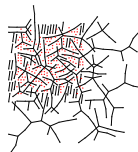
$m = 250$   
 $\langle k \rangle = 1$



$m = 250$   
 $\langle k \rangle = 1$



$m = 250$   
 $\langle k \rangle = 1$



$m = 250$   
 $\langle k \rangle = 1$

# Random networks: largest components

## Basics

- Definitions
- How to build
- Some visual examples

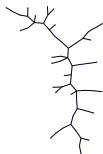
## Structure

- Clustering
- Degree distributions
- Configuration model
- Largest component

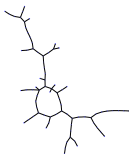
## Generating Functions

- Definitions
- Basic Properties
- Giant Component Condition
- Component sizes
- Useful results
- Size of the Giant Component
- Average Component Size

## References



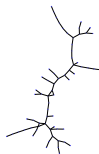
$m = 250$   
 $\langle k \rangle = 1$



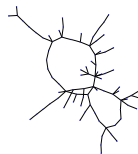
$m = 250$   
 $\langle k \rangle = 1$



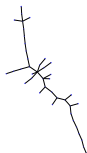
$m = 250$   
 $\langle k \rangle = 1$



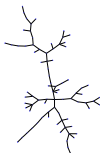
$m = 250$   
 $\langle k \rangle = 1$



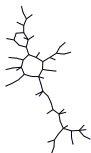
$m = 250$   
 $\langle k \rangle = 1$



$m = 250$   
 $\langle k \rangle = 1$



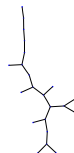
$m = 250$   
 $\langle k \rangle = 1$



$m = 250$   
 $\langle k \rangle = 1$



$m = 250$   
 $\langle k \rangle = 1$



$m = 250$   
 $\langle k \rangle = 1$



# Outline

## Basics

Definitions

How to build

Some visual examples

## Structure

### Clustering

Degree distributions

Configuration model

Largest component

## Generating Functions

Definitions

Basic Properties

Giant Component Condition

Component sizes

Useful results

Size of the Giant Component

Average Component Size

## References

## Basics

Definitions

How to build

Some visual examples

## Structure

### Clustering

Degree distributions

Configuration model

Largest component

## Generating

## Functions

Definitions

Basic Properties

Giant Component Condition

Component sizes

Useful results

Size of the Giant

Component

Average Component Size

## References

## Clustering:

- ▶ For method 1, what is the clustering coefficient for a finite network?

### Basics

Definitions

How to build

Some visual examples

### Structure

Clustering

Degree distributions

Configuration model

Largest component

### Generating Functions

Definitions

Basic Properties

Giant Component Condition

Component sizes

Useful results

Size of the Giant Component

Average Component Size

### References

## Clustering:

- ▶ For method 1, what is the clustering coefficient for a finite network?
- ▶ Consider triangle/triple clustering coefficient (Newman<sup>[1]</sup>):

$$C_2 = \frac{3 \times \#triangles}{\#triples}$$

### Basics

- Definitions
- How to build
- Some visual examples

### Structure

- Clustering
- Degree distributions
- Configuration model
- Largest component

### Generating Functions

- Definitions
- Basic Properties
- Giant Component Condition
- Component sizes
- Useful results
- Size of the Giant Component
- Average Component Size

### References

## Clustering:

- ▶ For method 1, what is the clustering coefficient for a finite network?
- ▶ Consider triangle/triple clustering coefficient (Newman<sup>[1]</sup>):

$$C_2 = \frac{3 \times \#triangles}{\#triples}$$

- ▶ Recall:  $C_2$  = probability that two nodes are connected given they have a friend in common.

### Basics

- Definitions
- How to build
- Some visual examples

### Structure

- Clustering
- Degree distributions
- Configuration model
- Largest component

### Generating Functions

- Definitions
- Basic Properties
- Giant Component Condition
- Component sizes
- Useful results
- Size of the Giant Component
- Average Component Size

### References

## Clustering:

- ▶ For method 1, what is the clustering coefficient for a finite network?
- ▶ Consider triangle/triple clustering coefficient (Newman<sup>[1]</sup>):

$$C_2 = \frac{3 \times \# \text{triangles}}{\# \text{triples}}$$

- ▶ Recall:  $C_2$  = probability that two nodes are connected given they have a friend in common.
- ▶ For standard random networks, we have simply that

$$C_2 = p.$$

### Basics

- Definitions
- How to build
- Some visual examples

### Structure

- Clustering
- Degree distributions
- Configuration model
- Largest component

### Generating Functions

- Definitions
- Basic Properties
- Giant Component Condition
- Component sizes
- Useful results
- Size of the Giant Component
- Average Component Size

### References

## Clustering:

- ▶ So for large random networks ( $N \rightarrow \infty$ ), clustering drops to zero.

### Basics

- Definitions
- How to build
- Some visual examples

### Structure

- Clustering**
- Degree distributions
- Configuration model
- Largest component

### Generating Functions

- Definitions
- Basic Properties
- Giant Component Condition
- Component sizes
- Useful results
- Size of the Giant Component
- Average Component Size

### References

## Clustering:

- ▶ So for large random networks ( $N \rightarrow \infty$ ), clustering drops to zero.
- ▶ Key structural feature of random networks is that they locally look like branching networks (no loops).

### Basics

- Definitions
- How to build
- Some visual examples

### Structure

- Clustering
- Degree distributions
- Configuration model
- Largest component

### Generating Functions

- Definitions
- Basic Properties
- Giant Component Condition
- Component sizes
- Useful results
- Size of the Giant Component
- Average Component Size

### References

# Outline

## Basics

Definitions

How to build

Some visual examples

## Structure

Clustering

**Degree distributions**

Configuration model

Largest component

## Generating Functions

Definitions

Basic Properties

Giant Component Condition

Component sizes

Useful results

Size of the Giant Component

Average Component Size

## References

### Basics

Definitions

How to build

Some visual examples

### Structure

Clustering

**Degree distributions**

Configuration model

Largest component

### Generating

### Functions

Definitions

Basic Properties

Giant Component Condition

Component sizes

Useful results

Size of the Giant

Component

Average Component Size

### References



# Random networks

## Degree distribution:

- ▶ Recall  $p_k$  = probability that a randomly selected node has degree  $k$ .

### Basics

- Definitions
- How to build
- Some visual examples

### Structure

- Clustering
- Degree distributions**
- Configuration model
- Largest component

### Generating Functions

- Definitions
- Basic Properties
- Giant Component Condition
- Component sizes
- Useful results
- Size of the Giant Component
- Average Component Size

### References

# Random networks

## Degree distribution:

- ▶ Recall  $p_k$  = probability that a randomly selected node has degree  $k$ .
- ▶ Consider method 1 for constructing random networks: each possible link is realized with probability  $p$ .

Basics

- Definitions
- How to build
- Some visual examples

Structure

- Clustering
- Degree distributions
- Configuration model
- Largest component

Generating Functions

- Definitions
- Basic Properties
- Giant Component Condition
- Component sizes
- Useful results
- Size of the Giant Component
- Average Component Size

References

## Degree distribution:

- ▶ Recall  $p_k$  = probability that a randomly selected node has degree  $k$ .
- ▶ Consider method 1 for constructing random networks: each possible link is realized with probability  $p$ .
- ▶ Now consider one node: there are ' $N$  choose  $k$ ' ways the node can be connected to  $k$  of the other  $N - 1$  nodes.

Basics

- Definitions
- How to build
- Some visual examples

Structure

- Clustering
- Degree distributions
- Configuration model
- Largest component

Generating Functions

- Definitions
- Basic Properties
- Giant Component Condition
- Component sizes
- Useful results
- Size of the Giant Component
- Average Component Size

References

## Degree distribution:

- ▶ Recall  $p_k$  = probability that a randomly selected node has degree  $k$ .
- ▶ Consider method 1 for constructing random networks: each possible link is realized with probability  $p$ .
- ▶ Now consider one node: there are ' $N$  choose  $k$ ' ways the node can be connected to  $k$  of the other  $N - 1$  nodes.
- ▶ Each connection occurs with probability  $p$ , each non-connection with probability  $(1 - p)$ .

Basics

- Definitions
- How to build
- Some visual examples

Structure

- Clustering
- Degree distributions
- Configuration model
- Largest component

Generating Functions

- Definitions
- Basic Properties
- Giant Component Condition
- Component sizes
- Useful results
- Size of the Giant Component
- Average Component Size

References

## Degree distribution:

- ▶ Recall  $p_k$  = probability that a randomly selected node has degree  $k$ .
- ▶ Consider method 1 for constructing random networks: each possible link is realized with probability  $p$ .
- ▶ Now consider one node: there are ' $N$  choose  $k$ ' ways the node can be connected to  $k$  of the other  $N - 1$  nodes.
- ▶ Each connection occurs with probability  $p$ , each non-connection with probability  $(1 - p)$ .
- ▶ Therefore have a binomial distribution:

$$P(k; p, N) = \binom{N-1}{k} p^k (1-p)^{N-1-k}.$$

### Basics

- Definitions
- How to build
- Some visual examples

### Structure

- Clustering
- Degree distributions
- Configuration model
- Largest component

### Generating Functions

- Definitions
- Basic Properties
- Giant Component Condition
- Component sizes
- Useful results
- Size of the Giant Component
- Average Component Size

### References

Limiting form of  $P(k; p, N)$ :

### Basics

Definitions

How to build

Some visual examples

### Structure

Clustering

**Degree distributions**

Configuration model

Largest component

### Generating Functions

Definitions

Basic Properties

Giant Component Condition

Component sizes

Useful results

Size of the Giant

Component

Average Component Size

### References

Limiting form of  $P(k; p, N)$ :

- ▶ Our degree distribution:

$$P(k; p, N) = \binom{N-1}{k} p^k (1-p)^{N-1-k}.$$

## Basics

Definitions

How to build

Some visual examples

## Structure

Clustering

**Degree distributions**

Configuration model

Largest component

## Generating Functions

Definitions

Basic Properties

Giant Component Condition

Component sizes

Useful results

Size of the Giant

Component

Average Component Size

## References

## Limiting form of $P(k; p, N)$ :

- ▶ Our degree distribution:

$$P(k; p, N) = \binom{N-1}{k} p^k (1-p)^{N-1-k}.$$

- ▶ What happens as  $N \rightarrow \infty$ ?

### Basics

Definitions

How to build

Some visual examples

### Structure

Clustering

Degree distributions

Configuration model

Largest component

### Generating Functions

Definitions

Basic Properties

Giant Component Condition

Component sizes

Useful results

Size of the Giant

Component

Average Component Size

### References



## Limiting form of $P(k; p, N)$ :

- ▶ Our degree distribution:

$$P(k; p, N) = \binom{N-1}{k} p^k (1-p)^{N-1-k}.$$

- ▶ What happens as  $N \rightarrow \infty$ ?
- ▶ We must end up with the normal distribution right?

### Basics

Definitions

How to build

Some visual examples

### Structure

Clustering

Degree distributions

Configuration model

Largest component

### Generating Functions

Definitions

Basic Properties

Giant Component Condition

Component sizes

Useful results

Size of the Giant Component

Average Component Size

### References

## Limiting form of $P(k; p, N)$ :

- ▶ Our degree distribution:

$$P(k; p, N) = \binom{N-1}{k} p^k (1-p)^{N-1-k}.$$

- ▶ What happens as  $N \rightarrow \infty$ ?
- ▶ We must end up with the normal distribution right?
- ▶ If  $p$  is fixed, then we would end up with a Gaussian with average degree  $\langle k \rangle \simeq pN \rightarrow \infty$ .

### Basics

- Definitions
- How to build
- Some visual examples

### Structure

- Clustering
- Degree distributions
- Configuration model
- Largest component

### Generating Functions

- Definitions
- Basic Properties
- Giant Component Condition
- Component sizes
- Useful results
- Size of the Giant Component
- Average Component Size

### References

## Limiting form of $P(k; p, N)$ :

- ▶ Our degree distribution:

$$P(k; p, N) = \binom{N-1}{k} p^k (1-p)^{N-1-k}.$$

- ▶ What happens as  $N \rightarrow \infty$ ?
- ▶ We must end up with the normal distribution right?
- ▶ If  $p$  is fixed, then we would end up with a Gaussian with average degree  $\langle k \rangle \simeq pN \rightarrow \infty$ .
- ▶ But we want to keep  $\langle k \rangle$  fixed...
- ▶ So examine limit of  $P(k; p, N)$  when  $p \rightarrow 0$  and  $N \rightarrow \infty$  with  $\langle k \rangle = p(N-1) = \text{constant}$ .

### Basics

- Definitions
- How to build
- Some visual examples

### Structure

- Clustering
- Degree distributions
- Configuration model
- Largest component

### Generating Functions

- Definitions
- Basic Properties
- Giant Component Condition
- Component sizes
- Useful results
- Size of the Giant Component
- Average Component Size

### References

# Limiting form of $P(k; p, N)$ :

- ▶ Substitute  $p = \frac{\langle k \rangle}{N-1}$  into  $P(k; p, N)$  and hold  $k$  fixed:

$$P(k; p, N) = \binom{N-1}{k} \left( \frac{\langle k \rangle}{N-1} \right)^k \left( 1 - \frac{\langle k \rangle}{N-1} \right)^{N-1-k}$$

Basics

- Definitions
- How to build
- Some visual examples

Structure

- Clustering
- Degree distributions
- Configuration model
- Largest component

Generating Functions

- Definitions
- Basic Properties
- Giant Component Condition
- Component sizes
- Useful results
- Size of the Giant Component
- Average Component Size

References

# Limiting form of $P(k; p, N)$ :

- Substitute  $p = \frac{\langle k \rangle}{N-1}$  into  $P(k; p, N)$  and hold  $k$  fixed:

$$\begin{aligned} P(k; p, N) &= \binom{N-1}{k} \left( \frac{\langle k \rangle}{N-1} \right)^k \left( 1 - \frac{\langle k \rangle}{N-1} \right)^{N-1-k} \\ &= \frac{(N-1)!}{k!(N-1-k)!} \frac{\langle k \rangle^k}{(N-1)^k} \left( 1 - \frac{\langle k \rangle}{N-1} \right)^{N-1-k} \end{aligned}$$

## Basics

- Definitions
- How to build
- Some visual examples

## Structure

- Clustering
- Degree distributions
- Configuration model
- Largest component

## Generating Functions

- Definitions
- Basic Properties
- Giant Component Condition
- Component sizes
- Useful results
- Size of the Giant Component
- Average Component Size

## References

# Limiting form of $P(k; p, N)$ :

- Substitute  $p = \frac{\langle k \rangle}{N-1}$  into  $P(k; p, N)$  and hold  $k$  fixed:

$$\begin{aligned} P(k; p, N) &= \binom{N-1}{k} \left( \frac{\langle k \rangle}{N-1} \right)^k \left( 1 - \frac{\langle k \rangle}{N-1} \right)^{N-1-k} \\ &= \frac{(N-1)!}{k!(N-1-k)!} \frac{\langle k \rangle^k}{(N-1)^k} \left( 1 - \frac{\langle k \rangle}{N-1} \right)^{N-1-k} \\ &= \frac{(N-1)(N-2)\cdots(N-k)}{k!} \frac{\langle k \rangle^k}{(N-1)^k} \left( 1 - \frac{\langle k \rangle}{N-1} \right)^{N-1-k} \end{aligned}$$

## Basics

- Definitions
- How to build
- Some visual examples

## Structure

- Clustering
- Degree distributions
- Configuration model
- Largest component

## Generating Functions

- Definitions
- Basic Properties
- Giant Component Condition
- Component sizes
- Useful results
- Size of the Giant Component
- Average Component Size

## References

# Limiting form of $P(k; p, N)$ :

- Substitute  $p = \frac{\langle k \rangle}{N-1}$  into  $P(k; p, N)$  and hold  $k$  fixed:

$$\begin{aligned} P(k; p, N) &= \binom{N-1}{k} \left( \frac{\langle k \rangle}{N-1} \right)^k \left( 1 - \frac{\langle k \rangle}{N-1} \right)^{N-1-k} \\ &= \frac{(N-1)!}{k!(N-1-k)!} \frac{\langle k \rangle^k}{(N-1)^k} \left( 1 - \frac{\langle k \rangle}{N-1} \right)^{N-1-k} \\ &= \frac{(N-1)(N-2)\cdots(N-k)}{k!} \frac{\langle k \rangle^k}{(N-1)^k} \left( 1 - \frac{\langle k \rangle}{N-1} \right)^{N-1-k} \\ &= \frac{N^k (1 - \frac{1}{N}) \cdots (1 - \frac{k}{N})}{k! N^k} \frac{\langle k \rangle^k}{(1 - \frac{1}{N})^k} \left( 1 - \frac{\langle k \rangle}{N-1} \right)^{N-1-k} \end{aligned}$$

## Basics

- Definitions
- How to build
- Some visual examples

## Structure

- Clustering
- Degree distributions
- Configuration model
- Largest component

## Generating Functions

- Definitions
- Basic Properties
- Giant Component Condition
- Component sizes
- Useful results
- Size of the Giant Component
- Average Component Size

## References

# Limiting form of $P(k; p, N)$ :

- Substitute  $p = \frac{\langle k \rangle}{N-1}$  into  $P(k; p, N)$  and hold  $k$  fixed:

$$\begin{aligned} P(k; p, N) &= \binom{N-1}{k} \left( \frac{\langle k \rangle}{N-1} \right)^k \left( 1 - \frac{\langle k \rangle}{N-1} \right)^{N-1-k} \\ &= \frac{(N-1)!}{k!(N-1-k)!} \frac{\langle k \rangle^k}{(N-1)^k} \left( 1 - \frac{\langle k \rangle}{N-1} \right)^{N-1-k} \\ &= \frac{(N-1)(N-2)\cdots(N-k)}{k!} \frac{\langle k \rangle^k}{(N-1)^k} \left( 1 - \frac{\langle k \rangle}{N-1} \right)^{N-1-k} \\ &= \frac{\cancel{N^k} \left(1 - \frac{1}{N}\right) \cdots \left(1 - \frac{k}{N}\right)}{k! \cancel{N^k}} \frac{\langle k \rangle^k}{\left(1 - \frac{1}{N}\right)^k} \left( 1 - \frac{\langle k \rangle}{N-1} \right)^{N-1-k} \end{aligned}$$

## Basics

- Definitions
- How to build
- Some visual examples

## Structure

- Clustering
- Degree distributions
- Configuration model
- Largest component

## Generating Functions

- Definitions
- Basic Properties
- Giant Component Condition
- Component sizes
- Useful results
- Size of the Giant Component
- Average Component Size

## References



# Limiting form of $P(k; p, N)$ :

- Substitute  $p = \frac{\langle k \rangle}{N-1}$  into  $P(k; p, N)$  and hold  $k$  fixed:

$$\begin{aligned} P(k; p, N) &= \binom{N-1}{k} \left( \frac{\langle k \rangle}{N-1} \right)^k \left( 1 - \frac{\langle k \rangle}{N-1} \right)^{N-1-k} \\ &= \frac{(N-1)!}{k!(N-1-k)!} \frac{\langle k \rangle^k}{(N-1)^k} \left( 1 - \frac{\langle k \rangle}{N-1} \right)^{N-1-k} \\ &= \frac{(N-1)(N-2)\cdots(N-k)}{k!} \frac{\langle k \rangle^k}{(N-1)^k} \left( 1 - \frac{\langle k \rangle}{N-1} \right)^{N-1-k} \\ &= \frac{\cancel{N^k} \left(1 - \frac{1}{N}\right) \cdots \left(1 - \frac{k}{N}\right)}{k! \cancel{N^k}} \frac{\langle k \rangle^k}{\left(1 - \frac{1}{N}\right)^k} \left( 1 - \frac{\langle k \rangle}{N-1} \right)^{N-1-k} \end{aligned}$$

## Basics

- Definitions
- How to build
- Some visual examples

## Structure

- Clustering
- Degree distributions
- Configuration model
- Largest component

## Generating Functions

- Definitions
- Basic Properties
- Giant Component Condition
- Component sizes
- Useful results
- Size of the Giant Component
- Average Component Size

## References

# Limiting form of $P(k; p, N)$ :

- ▶ We are now here:

$$P(k; p, N) \simeq \frac{\langle k \rangle^k}{k!} \left( 1 - \frac{\langle k \rangle}{N-1} \right)^{N-1-k}$$

Basics

- Definitions
- How to build
- Some visual examples

Structure

- Clustering
- Degree distributions**
- Configuration model
- Largest component

Generating Functions

- Definitions
- Basic Properties
- Giant Component Condition
- Component sizes
- Useful results
- Size of the Giant Component
- Average Component Size

References

# Limiting form of $P(k; p, N)$ :

- ▶ We are now here:

$$P(k; p, N) \simeq \frac{\langle k \rangle^k}{k!} \left( 1 - \frac{\langle k \rangle}{N-1} \right)^{N-1-k}$$

- ▶ Now use the excellent result:

$$\lim_{n \rightarrow \infty} \left( 1 + \frac{x}{n} \right)^n = e^x.$$

## Basics

- Definitions
- How to build
- Some visual examples

## Structure

- Clustering
- Degree distributions
- Configuration model
- Largest component

## Generating Functions

- Definitions
- Basic Properties
- Giant Component Condition
- Component sizes
- Useful results
- Size of the Giant Component
- Average Component Size

## References

# Limiting form of $P(k; p, N)$ :

- ▶ We are now here:

$$P(k; p, N) \simeq \frac{\langle k \rangle^k}{k!} \left( 1 - \frac{\langle k \rangle}{N-1} \right)^{N-1-k}$$

- ▶ Now use the excellent result:

$$\lim_{n \rightarrow \infty} \left( 1 + \frac{x}{n} \right)^n = e^x.$$

(Use l'Hôpital's rule to prove.)

- ▶ Identifying  $n = N - 1$  and  $x = -\langle k \rangle$ :

$$P(k; \langle k \rangle) \simeq \frac{\langle k \rangle^k}{k!} e^{-\langle k \rangle} \left( 1 - \frac{\langle k \rangle}{N-1} \right)^{-k}$$

## Basics

- Definitions
- How to build
- Some visual examples

## Structure

- Clustering
- Degree distributions
- Configuration model
- Largest component

## Generating Functions

- Definitions
- Basic Properties
- Giant Component Condition
- Component sizes
- Useful results
- Size of the Giant Component
- Average Component Size

## References

# Limiting form of $P(k; p, N)$ :

- ▶ We are now here:

$$P(k; p, N) \simeq \frac{\langle k \rangle^k}{k!} \left( 1 - \frac{\langle k \rangle}{N-1} \right)^{N-1-k}$$

- ▶ Now use the excellent result:

$$\lim_{n \rightarrow \infty} \left( 1 + \frac{x}{n} \right)^n = e^x.$$

(Use l'Hôpital's rule to prove.)

- ▶ Identifying  $n = N - 1$  and  $x = -\langle k \rangle$ :

$$P(k; \langle k \rangle) \simeq \frac{\langle k \rangle^k}{k!} e^{-\langle k \rangle} \left( 1 - \frac{\langle k \rangle}{N-1} \right)^{-k} \rightarrow \frac{\langle k \rangle^k}{k!} e^{-\langle k \rangle}$$

- ▶ This is a Poisson distribution (⊕) with mean  $\langle k \rangle$ .

## Basics

- Definitions
- How to build
- Some visual examples

## Structure

- Clustering
- Degree distributions
- Configuration model
- Largest component

## Generating Functions

- Definitions
- Basic Properties
- Giant Component Condition
- Component sizes
- Useful results
- Size of the Giant Component
- Average Component Size

## References

# Outline

## Basics

Definitions

How to build

Some visual examples

## Structure

Clustering

Degree distributions

**Configuration model**

Largest component

## Generating Functions

Definitions

Basic Properties

Giant Component Condition

Component sizes

Useful results

Size of the Giant Component

Average Component Size

## References

### Basics

Definitions

How to build

Some visual examples

### Structure

Clustering

Degree distributions

**Configuration model**

Largest component

### Generating

### Functions

Definitions

Basic Properties

Giant Component Condition

Component sizes

Useful results

Size of the Giant

Component

Average Component Size

### References

# General random networks

- ▶ So... standard random networks have a Poisson degree distribution

## Basics

Definitions

How to build

Some visual examples

## Structure

Clustering

Degree distributions

Configuration model

Largest component

## Generating Functions

Definitions

Basic Properties

Giant Component Condition

Component sizes

Useful results

Size of the Giant

Component

Average Component Size

## References

# General random networks

- ▶ So... standard random networks have a Poisson degree distribution
- ▶ Generalize to arbitrary degree distribution  $P_k$ .

Basics

Definitions

How to build

Some visual examples

Structure

Clustering

Degree distributions

Configuration model

Largest component

Generating Functions

Definitions

Basic Properties

Giant Component Condition

Component sizes

Useful results

Size of the Giant Component

Average Component Size

References



# General random networks

- ▶ So... standard random networks have a Poisson degree distribution
- ▶ Generalize to arbitrary degree distribution  $P_k$ .
- ▶ Also known as the **configuration model** <sup>[1]</sup>.

Basics

Definitions

How to build

Some visual examples

Structure

Clustering

Degree distributions

Configuration model

Largest component

Generating Functions

Definitions

Basic Properties

Giant Component Condition

Component sizes

Useful results

Size of the Giant

Component

Average Component Size

References

# General random networks

- ▶ So... standard random networks have a Poisson degree distribution
- ▶ Generalize to arbitrary degree distribution  $P_k$ .
- ▶ Also known as the **configuration model** <sup>[1]</sup>.
- ▶ Can generalize construction method from ER random networks.

Basics

- Definitions
- How to build
- Some visual examples

Structure

- Clustering
- Degree distributions
- Configuration model
- Largest component

Generating Functions

- Definitions
- Basic Properties
- Giant Component Condition
- Component sizes
- Useful results
- Size of the Giant Component
- Average Component Size

References

# General random networks

- ▶ So... standard random networks have a Poisson degree distribution
- ▶ Generalize to arbitrary degree distribution  $P_k$ .
- ▶ Also known as the **configuration model** <sup>[1]</sup>.
- ▶ Can generalize construction method from ER random networks.
- ▶ Assign each node a weight  $w$  from some distribution  $P_w$  and form links with probability

$$P(\text{link between } i \text{ and } j) \propto w_i w_j.$$

Basics

Definitions

How to build

Some visual examples

Structure

Clustering

Degree distributions

Configuration model

Largest component

Generating

Functions

Definitions

Basic Properties

Giant Component Condition

Component sizes

Useful results

Size of the Giant

Component

Average Component Size

References

# General random networks

- ▶ So... standard random networks have a Poisson degree distribution
- ▶ Generalize to arbitrary degree distribution  $P_k$ .
- ▶ Also known as the **configuration model** <sup>[1]</sup>.
- ▶ Can generalize construction method from ER random networks.
- ▶ Assign each node a weight  $w$  from some distribution  $P_w$  and form links with probability

$$P(\text{link between } i \text{ and } j) \propto w_i w_j.$$

- ▶ But we'll be more interested in

Basics

Definitions

How to build

Some visual examples

Structure

Clustering

Degree distributions

Configuration model

Largest component

Generating

Functions

Definitions

Basic Properties

Giant Component Condition

Component sizes

Useful results

Size of the Giant

Component

Average Component Size

References

# General random networks

- ▶ So... standard random networks have a Poisson degree distribution
- ▶ Generalize to arbitrary degree distribution  $P_k$ .
- ▶ Also known as the **configuration model** <sup>[1]</sup>.
- ▶ Can generalize construction method from ER random networks.
- ▶ Assign each node a weight  $w$  from some distribution  $P_w$  and form links with probability

$$P(\text{link between } i \text{ and } j) \propto w_i w_j.$$

- ▶ But we'll be more interested in
  1. Randomly wiring up (and rewiring) already existing nodes with fixed degrees.

Basics

Definitions

How to build

Some visual examples

Structure

Clustering

Degree distributions

Configuration model

Largest component

Generating

Functions

Definitions

Basic Properties

Giant Component Condition

Component sizes

Useful results

Size of the Giant

Component

Average Component Size

References

# General random networks

- ▶ So... standard random networks have a Poisson degree distribution
- ▶ Generalize to arbitrary degree distribution  $P_k$ .
- ▶ Also known as the **configuration model** <sup>[1]</sup>.
- ▶ Can generalize construction method from ER random networks.
- ▶ Assign each node a weight  $w$  from some distribution  $P_w$  and form links with probability

$$P(\text{link between } i \text{ and } j) \propto w_i w_j.$$

- ▶ But we'll be more interested in
  1. Randomly wiring up (and rewiring) already existing nodes with fixed degrees.
  2. Examining mechanisms that lead to networks with certain degree distributions.

Basics

Definitions

How to build

Some visual examples

Structure

Clustering

Degree distributions

Configuration model

Largest component

Generating

Functions

Definitions

Basic Properties

Giant Component Condition

Component sizes

Useful results

Size of the Giant

Component

Average Component Size

References

# Random networks: examples

Coming up:

Example realizations of random networks with power law degree distributions:

Basics

Definitions

How to build

Some visual examples

Structure

Clustering

Degree distributions

Configuration model

Largest component

Generating Functions

Definitions

Basic Properties

Giant Component Condition

Component sizes

Useful results

Size of the Giant Component

Average Component Size

References

## Coming up:

Example realizations of random networks with power law degree distributions:

- ▶  $N = 1000$ .

### Basics

Definitions

How to build

Some visual examples

### Structure

Clustering

Degree distributions

Configuration model

Largest component

### Generating Functions

Definitions

Basic Properties

Giant Component Condition

Component sizes

Useful results

Size of the Giant Component

Average Component Size

### References



## Coming up:

Example realizations of random networks with power law degree distributions:

- ▶  $N = 1000$ .
- ▶  $P_k \propto k^{-\gamma}$  for  $k \geq 1$ .

### Basics

Definitions

How to build

Some visual examples

### Structure

Clustering

Degree distributions

Configuration model

Largest component

### Generating Functions

Definitions

Basic Properties

Giant Component Condition

Component sizes

Useful results

Size of the Giant Component

Average Component Size

### References

## Coming up:

Example realizations of random networks with power law degree distributions:

- ▶  $N = 1000$ .
- ▶  $P_k \propto k^{-\gamma}$  for  $k \geq 1$ .
- ▶ Set  $P_0 = 0$  (no isolated nodes).

### Basics

Definitions

How to build

Some visual examples

### Structure

Clustering

Degree distributions

Configuration model

Largest component

### Generating Functions

Definitions

Basic Properties

Giant Component Condition

Component sizes

Useful results

Size of the Giant Component

Average Component Size

### References

## Coming up:

Example realizations of random networks with power law degree distributions:

- ▶  $N = 1000$ .
- ▶  $P_k \propto k^{-\gamma}$  for  $k \geq 1$ .
- ▶ Set  $P_0 = 0$  (no isolated nodes).
- ▶ Vary exponent  $\gamma$  between 2.10 and 2.91.

### Basics

Definitions

How to build

Some visual examples

### Structure

Clustering

Degree distributions

Configuration model

Largest component

### Generating Functions

Definitions

Basic Properties

Giant Component Condition

Component sizes

Useful results

Size of the Giant Component

Average Component Size

### References

## Coming up:

Example realizations of random networks with power law degree distributions:

- ▶  $N = 1000$ .
- ▶  $P_k \propto k^{-\gamma}$  for  $k \geq 1$ .
- ▶ Set  $P_0 = 0$  (no isolated nodes).
- ▶ Vary exponent  $\gamma$  between 2.10 and 2.91.
- ▶ Again, look at full network plus the largest component.

### Basics

Definitions

How to build

Some visual examples

### Structure

Clustering

Degree distributions

Configuration model

Largest component

### Generating Functions

Definitions

Basic Properties

Giant Component Condition

Component sizes

Useful results

Size of the Giant

Component

Average Component Size

### References

## Coming up:

Example realizations of random networks with power law degree distributions:

- ▶  $N = 1000$ .
- ▶  $P_k \propto k^{-\gamma}$  for  $k \geq 1$ .
- ▶ Set  $P_0 = 0$  (no isolated nodes).
- ▶ Vary exponent  $\gamma$  between 2.10 and 2.91.
- ▶ Again, look at full network plus the largest component.
- ▶ Apart from degree distribution, wiring is random.

### Basics

Definitions

How to build

Some visual examples

### Structure

Clustering

Degree distributions

Configuration model

Largest component

### Generating Functions

Definitions

Basic Properties

Giant Component Condition

Component sizes

Useful results

Size of the Giant

Component

Average Component Size

### References

# Random networks: examples for $N=1000$

## Basics

- Definitions
- How to build
- Some visual examples




## Structure

- Clustering
- Degree distributions
- Configuration model
- Largest component

## Generating Functions

- Definitions
- Basic Properties
- Giant Component Condition
- Component sizes
- Useful results
- Size of the Giant Component
- Average Component Size

## References





$\gamma = 2.1$   
 $\langle k \rangle = 3.448$

$\gamma = 2.19$   
 $\langle k \rangle = 2.986$

$\gamma = 2.28$   
 $\langle k \rangle = 2.306$

$\gamma = 2.37$   
 $\langle k \rangle = 2.504$

$\gamma = 2.46$   
 $\langle k \rangle = 1.856$



$\gamma = 2.55$   
 $\langle k \rangle = 1.712$

$\gamma = 2.64$   
 $\langle k \rangle = 1.6$

$\gamma = 2.73$   
 $\langle k \rangle = 1.862$

$\gamma = 2.82$   
 $\langle k \rangle = 1.386$

$\gamma = 2.91$   
 $\langle k \rangle = 1.49$

# Random networks: largest components

## Basics

- Definitions
- How to build
- Some visual examples


## Structure

- Clustering
- Degree distributions
- Configuration model
- Largest component


## Generating Functions

- Definitions
- Basic Properties
- Giant Component Condition
- Component sizes
- Useful results
- Size of the Giant Component
- Average Component Size


## References




$\gamma = 2.1$   
 $\langle k \rangle = 3.448$




$\gamma = 2.19$   
 $\langle k \rangle = 2.986$




$\gamma = 2.28$   
 $\langle k \rangle = 2.306$




$\gamma = 2.37$   
 $\langle k \rangle = 2.504$




$\gamma = 2.46$   
 $\langle k \rangle = 1.856$




$\gamma = 2.55$   
 $\langle k \rangle = 1.712$




$\gamma = 2.64$   
 $\langle k \rangle = 1.6$



$\gamma = 2.73$   
 $\langle k \rangle = 1.862$



$\gamma = 2.82$   
 $\langle k \rangle = 1.386$



$\gamma = 2.91$   
 $\langle k \rangle = 1.49$

- Normalization: we must have

$$\sum_{k=0}^{\infty} P(k; \langle k \rangle) = 1$$

### Basics

- Definitions
- How to build
- Some visual examples

### Structure

- Clustering
- Degree distributions
- Configuration model
- Largest component

### Generating Functions

- Definitions
- Basic Properties
- Giant Component Condition
- Component sizes
- Useful results
- Size of the Giant Component
- Average Component Size

### References



- ▶ Normalization: we must have

$$\sum_{k=0}^{\infty} P(k; \langle k \rangle) = 1$$

- ▶ Checking:

$$\sum_{k=0}^{\infty} P(k; \langle k \rangle) = \sum_{k=0}^{\infty} \frac{\langle k \rangle^k}{k!} e^{-\langle k \rangle}$$

### Basics

- Definitions
- How to build
- Some visual examples

### Structure

- Clustering
- Degree distributions
- Configuration model
- Largest component

### Generating Functions

- Definitions
- Basic Properties
- Giant Component Condition
- Component sizes
- Useful results
- Size of the Giant Component
- Average Component Size

### References

- ▶ Normalization: we must have

$$\sum_{k=0}^{\infty} P(k; \langle k \rangle) = 1$$

- ▶ Checking:

$$\begin{aligned} \sum_{k=0}^{\infty} P(k; \langle k \rangle) &= \sum_{k=0}^{\infty} \frac{\langle k \rangle^k}{k!} e^{-\langle k \rangle} \\ &= e^{-\langle k \rangle} \sum_{k=0}^{\infty} \frac{\langle k \rangle^k}{k!} \end{aligned}$$

### Basics

- Definitions
- How to build
- Some visual examples

### Structure

- Clustering
- Degree distributions
- Configuration model
- Largest component

### Generating Functions

- Definitions
- Basic Properties
- Giant Component Condition
- Component sizes
- Useful results
- Size of the Giant Component
- Average Component Size

### References

- ▶ Normalization: we must have

$$\sum_{k=0}^{\infty} P(k; \langle k \rangle) = 1$$

- ▶ Checking:

$$\begin{aligned} \sum_{k=0}^{\infty} P(k; \langle k \rangle) &= \sum_{k=0}^{\infty} \frac{\langle k \rangle^k}{k!} e^{-\langle k \rangle} \\ &= e^{-\langle k \rangle} \sum_{k=0}^{\infty} \frac{\langle k \rangle^k}{k!} \\ &= e^{-\langle k \rangle} e^{\langle k \rangle} \end{aligned}$$

### Basics

- Definitions
- How to build
- Some visual examples

### Structure

- Clustering
- Degree distributions
- Configuration model
- Largest component

### Generating Functions

- Definitions
- Basic Properties
- Giant Component Condition
- Component sizes
- Useful results
- Size of the Giant Component
- Average Component Size

### References

# Poisson basics:

- ▶ Normalization: we must have

$$\sum_{k=0}^{\infty} P(k; \langle k \rangle) = 1$$

- ▶ Checking:

$$\begin{aligned} \sum_{k=0}^{\infty} P(k; \langle k \rangle) &= \sum_{k=0}^{\infty} \frac{\langle k \rangle^k}{k!} e^{-\langle k \rangle} \\ &= e^{-\langle k \rangle} \sum_{k=0}^{\infty} \frac{\langle k \rangle^k}{k!} \\ &= e^{-\langle k \rangle} e^{\langle k \rangle} = 1 \checkmark \end{aligned}$$

Basics

- Definitions
- How to build
- Some visual examples

Structure

- Clustering
- Degree distributions
- Configuration model
- Largest component

Generating Functions

- Definitions
- Basic Properties
- Giant Component Condition
- Component sizes
- Useful results
- Size of the Giant Component
- Average Component Size

References

# Poisson basics:

- ▶ Mean degree: we must have

$$\langle k \rangle = \sum_{k=0}^{\infty} kP(k; \langle k \rangle).$$

## Basics

- Definitions
- How to build
- Some visual examples

## Structure

- Clustering
- Degree distributions
- Configuration model
- Largest component

## Generating Functions

- Definitions
- Basic Properties
- Giant Component Condition
- Component sizes
- Useful results
- Size of the Giant Component
- Average Component Size

## References

# Poisson basics:

- ▶ Mean degree: we must have

$$\langle k \rangle = \sum_{k=0}^{\infty} kP(k; \langle k \rangle).$$

- ▶ Checking:

$$\sum_{k=0}^{\infty} kP(k; \langle k \rangle) = \sum_{k=0}^{\infty} k \frac{\langle k \rangle^k}{k!} e^{-\langle k \rangle}$$

## Basics

- Definitions
- How to build
- Some visual examples

## Structure

- Clustering
- Degree distributions
- Configuration model
- Largest component

## Generating Functions

- Definitions
- Basic Properties
- Giant Component Condition
- Component sizes
- Useful results
- Size of the Giant Component
- Average Component Size

## References

# Poisson basics:

- ▶ Mean degree: we must have

$$\langle k \rangle = \sum_{k=0}^{\infty} kP(k; \langle k \rangle).$$

- ▶ Checking:

$$\begin{aligned} \sum_{k=0}^{\infty} kP(k; \langle k \rangle) &= \sum_{k=0}^{\infty} k \frac{\langle k \rangle^k}{k!} e^{-\langle k \rangle} \\ &= e^{-\langle k \rangle} \sum_{k=1}^{\infty} \frac{\langle k \rangle^k}{(k-1)!} \end{aligned}$$

Basics

- Definitions
- How to build
- Some visual examples

Structure

- Clustering
- Degree distributions
- Configuration model
- Largest component

Generating Functions

- Definitions
- Basic Properties
- Giant Component Condition
- Component sizes
- Useful results
- Size of the Giant Component
- Average Component Size

References

# Poisson basics:

- ▶ Mean degree: we must have

$$\langle k \rangle = \sum_{k=0}^{\infty} kP(k; \langle k \rangle).$$

- ▶ Checking:

$$\begin{aligned} \sum_{k=0}^{\infty} kP(k; \langle k \rangle) &= \sum_{k=0}^{\infty} k \frac{\langle k \rangle^k}{k!} e^{-\langle k \rangle} \\ &= e^{-\langle k \rangle} \sum_{k=1}^{\infty} \frac{\langle k \rangle^k}{(k-1)!} \\ &= \langle k \rangle e^{-\langle k \rangle} \sum_{k=1}^{\infty} \frac{\langle k \rangle^{k-1}}{(k-1)!} \end{aligned}$$

Basics

- Definitions
- How to build
- Some visual examples

Structure

- Clustering
- Degree distributions
- Configuration model
- Largest component

Generating Functions

- Definitions
- Basic Properties
- Giant Component Condition
- Component sizes
- Useful results
- Size of the Giant Component
- Average Component Size

References



# Poisson basics:

- ▶ Mean degree: we must have

$$\langle k \rangle = \sum_{k=0}^{\infty} kP(k; \langle k \rangle).$$

- ▶ Checking:

$$\begin{aligned} \sum_{k=0}^{\infty} kP(k; \langle k \rangle) &= \sum_{k=0}^{\infty} k \frac{\langle k \rangle^k}{k!} e^{-\langle k \rangle} \\ &= e^{-\langle k \rangle} \sum_{k=1}^{\infty} \frac{\langle k \rangle^k}{(k-1)!} \\ &= \langle k \rangle e^{-\langle k \rangle} \sum_{k=1}^{\infty} \frac{\langle k \rangle^{k-1}}{(k-1)!} \\ &= \langle k \rangle e^{-\langle k \rangle} \sum_{i=0}^{\infty} \frac{\langle k \rangle^i}{i!} \end{aligned}$$

## Basics

- Definitions
- How to build
- Some visual examples

## Structure

- Clustering
- Degree distributions
- Configuration model
- Largest component

## Generating Functions

- Definitions
- Basic Properties
- Giant Component Condition
- Component sizes
- Useful results
- Size of the Giant Component
- Average Component Size

## References

# Poisson basics:

- ▶ Mean degree: we must have

$$\langle k \rangle = \sum_{k=0}^{\infty} kP(k; \langle k \rangle).$$

- ▶ Checking:

$$\begin{aligned} \sum_{k=0}^{\infty} kP(k; \langle k \rangle) &= \sum_{k=0}^{\infty} k \frac{\langle k \rangle^k}{k!} e^{-\langle k \rangle} \\ &= e^{-\langle k \rangle} \sum_{k=1}^{\infty} \frac{\langle k \rangle^k}{(k-1)!} \\ &= \langle k \rangle e^{-\langle k \rangle} \sum_{k=1}^{\infty} \frac{\langle k \rangle^{k-1}}{(k-1)!} \\ &= \langle k \rangle e^{-\langle k \rangle} \sum_{i=0}^{\infty} \frac{\langle k \rangle^i}{i!} = \langle k \rangle e^{-\langle k \rangle} e^{\langle k \rangle} \end{aligned}$$

Basics

- Definitions
- How to build
- Some visual examples

Structure

- Clustering
- Degree distributions
- Configuration model
- Largest component

Generating Functions

- Definitions
- Basic Properties
- Giant Component Condition
- Component sizes
- Useful results
- Size of the Giant Component
- Average Component Size

References

# Poisson basics:

- ▶ Mean degree: we must have

$$\langle k \rangle = \sum_{k=0}^{\infty} kP(k; \langle k \rangle).$$

- ▶ Checking:

$$\begin{aligned} \sum_{k=0}^{\infty} kP(k; \langle k \rangle) &= \sum_{k=0}^{\infty} k \frac{\langle k \rangle^k}{k!} e^{-\langle k \rangle} \\ &= e^{-\langle k \rangle} \sum_{k=1}^{\infty} \frac{\langle k \rangle^k}{(k-1)!} \\ &= \langle k \rangle e^{-\langle k \rangle} \sum_{k=1}^{\infty} \frac{\langle k \rangle^{k-1}}{(k-1)!} \\ &= \langle k \rangle e^{-\langle k \rangle} \sum_{i=0}^{\infty} \frac{\langle k \rangle^i}{i!} = \langle k \rangle e^{-\langle k \rangle} e^{\langle k \rangle} = \langle k \rangle \checkmark \end{aligned}$$

Basics

- Definitions
- How to build
- Some visual examples

Structure

- Clustering
- Degree distributions
- Configuration model
- Largest component

Generating Functions

- Definitions
- Basic Properties
- Giant Component Condition
- Component sizes
- Useful results
- Size of the Giant Component
- Average Component Size

References

# Poisson basics:

- ▶ Mean degree: we must have

$$\langle k \rangle = \sum_{k=0}^{\infty} kP(k; \langle k \rangle).$$

- ▶ Checking:

$$\begin{aligned} \sum_{k=0}^{\infty} kP(k; \langle k \rangle) &= \sum_{k=0}^{\infty} k \frac{\langle k \rangle^k}{k!} e^{-\langle k \rangle} \\ &= e^{-\langle k \rangle} \sum_{k=1}^{\infty} \frac{\langle k \rangle^k}{(k-1)!} \\ &= \langle k \rangle e^{-\langle k \rangle} \sum_{k=1}^{\infty} \frac{\langle k \rangle^{k-1}}{(k-1)!} \\ &= \langle k \rangle e^{-\langle k \rangle} \sum_{i=0}^{\infty} \frac{\langle k \rangle^i}{i!} = \langle k \rangle e^{-\langle k \rangle} e^{\langle k \rangle} = \langle k \rangle \checkmark \end{aligned}$$

- ▶ We'll get to a better way of doing this...

Basics

- Definitions
- How to build
- Some visual examples

Structure

- Clustering
- Degree distributions
- Configuration model
- Largest component

Generating Functions

- Definitions
- Basic Properties
- Giant Component Condition
- Component sizes
- Useful results
- Size of the Giant Component
- Average Component Size

References

# Poisson basics:

- ▶ The **variance** of degree distributions for random networks turns out to be **very important**.

## Basics

- Definitions
- How to build
- Some visual examples

## Structure

- Clustering
- Degree distributions
- Configuration model
- Largest component

## Generating Functions

- Definitions
- Basic Properties
- Giant Component Condition
- Component sizes
- Useful results
- Size of the Giant Component
- Average Component Size

## References

# Poisson basics:

- ▶ The **variance** of degree distributions for random networks turns out to be **very important**.
- ▶ Use calculation similar to one for finding  $\langle k \rangle$  to find the **second moment**:

$$\langle k^2 \rangle = \langle k \rangle^2 + \langle k \rangle.$$

Basics

- Definitions
- How to build
- Some visual examples

Structure

- Clustering
- Degree distributions
- Configuration model
- Largest component

Generating Functions

- Definitions
- Basic Properties
- Giant Component Condition
- Component sizes
- Useful results
- Size of the Giant Component
- Average Component Size

References

# Poisson basics:

- ▶ The **variance** of degree distributions for random networks turns out to be **very important**.
- ▶ Use calculation similar to one for finding  $\langle k \rangle$  to find the **second moment**:

$$\langle k^2 \rangle = \langle k \rangle^2 + \langle k \rangle.$$

- ▶ Variance is then

$$\sigma^2 = \langle k^2 \rangle - \langle k \rangle^2$$

Basics

- Definitions
- How to build
- Some visual examples

Structure

- Clustering
- Degree distributions
- Configuration model
- Largest component

Generating Functions

- Definitions
- Basic Properties
- Giant Component Condition
- Component sizes
- Useful results
- Size of the Giant Component
- Average Component Size

References

# Poisson basics:

- ▶ The **variance** of degree distributions for random networks turns out to be **very important**.
- ▶ Use calculation similar to one for finding  $\langle k \rangle$  to find the **second moment**:

$$\langle k^2 \rangle = \langle k \rangle^2 + \langle k \rangle.$$

- ▶ Variance is then

$$\sigma^2 = \langle k^2 \rangle - \langle k \rangle^2 = \langle k \rangle^2 + \langle k \rangle - \langle k \rangle^2$$

Basics

- Definitions
- How to build
- Some visual examples

Structure

- Clustering
- Degree distributions
- Configuration model
- Largest component

Generating Functions

- Definitions
- Basic Properties
- Giant Component Condition
- Component sizes
- Useful results
- Size of the Giant Component
- Average Component Size

References



# Poisson basics:

- ▶ The **variance** of degree distributions for random networks turns out to be **very important**.
- ▶ Use calculation similar to one for finding  $\langle k \rangle$  to find the **second moment**:

$$\langle k^2 \rangle = \langle k \rangle^2 + \langle k \rangle.$$

- ▶ Variance is then

$$\sigma^2 = \langle k^2 \rangle - \langle k \rangle^2 = \langle k \rangle^2 + \langle k \rangle - \langle k \rangle^2 = \langle k \rangle.$$

Basics

- Definitions
- How to build
- Some visual examples

Structure

- Clustering
- Degree distributions
- Configuration model
- Largest component

Generating Functions

- Definitions
- Basic Properties
- Giant Component Condition
- Component sizes
- Useful results
- Size of the Giant Component
- Average Component Size

References

# Poisson basics:

- ▶ The **variance** of degree distributions for random networks turns out to be **very important**.
- ▶ Use calculation similar to one for finding  $\langle k \rangle$  to find the **second moment**:

$$\langle k^2 \rangle = \langle k \rangle^2 + \langle k \rangle.$$

- ▶ Variance is then

$$\sigma^2 = \langle k^2 \rangle - \langle k \rangle^2 = \langle k \rangle^2 + \langle k \rangle - \langle k \rangle^2 = \langle k \rangle.$$

- ▶ So standard deviation  $\sigma$  is equal to  $\sqrt{\langle k \rangle}$ .

Basics

- Definitions
- How to build
- Some visual examples

Structure

- Clustering
- Degree distributions
- Configuration model
- Largest component

Generating Functions

- Definitions
- Basic Properties
- Giant Component Condition
- Component sizes
- Useful results
- Size of the Giant Component
- Average Component Size

References

# Poisson basics:

- ▶ The **variance** of degree distributions for random networks turns out to be **very important**.
- ▶ Use calculation similar to one for finding  $\langle k \rangle$  to find the **second moment**:

$$\langle k^2 \rangle = \langle k \rangle^2 + \langle k \rangle.$$

- ▶ Variance is then

$$\sigma^2 = \langle k^2 \rangle - \langle k \rangle^2 = \langle k \rangle^2 + \langle k \rangle - \langle k \rangle^2 = \langle k \rangle.$$

- ▶ So standard deviation  $\sigma$  is equal to  $\sqrt{\langle k \rangle}$ .
- ▶ Note: This is a special property of Poisson distribution and can trip us up...

Basics

- Definitions
- How to build
- Some visual examples

Structure

- Clustering
- Degree distributions
- Configuration model
- Largest component

Generating Functions

- Definitions
- Basic Properties
- Giant Component Condition
- Component sizes
- Useful results
- Size of the Giant Component
- Average Component Size

References

# The edge-degree distribution:

## Basics

Definitions

How to build

Some visual examples

## Structure

Clustering

Degree distributions

**Configuration model**

Largest component

## Generating Functions

Definitions

Basic Properties

Giant Component Condition

Component sizes

Useful results

Size of the Giant

Component

Average Component Size

## References

# The edge-degree distribution:

- ▶ The degree distribution  $P_k$  is fundamental for our description of many complex networks

## Basics

- Definitions
- How to build
- Some visual examples

## Structure

- Clustering
- Degree distributions
- Configuration model
- Largest component

## Generating Functions

- Definitions
- Basic Properties
- Giant Component Condition
- Component sizes
- Useful results
- Size of the Giant Component
- Average Component Size

## References

# The edge-degree distribution:

- ▶ The degree distribution  $P_k$  is fundamental for our description of many complex networks
- ▶ Again:  $P_k$  is the degree of **randomly chosen node**.

## Basics

- Definitions
- How to build
- Some visual examples

## Structure

- Clustering
- Degree distributions
- Configuration model
- Largest component

## Generating Functions

- Definitions
- Basic Properties
- Giant Component Condition
- Component sizes
- Useful results
- Size of the Giant Component
- Average Component Size

## References

# The edge-degree distribution:

- ▶ The degree distribution  $P_k$  is fundamental for our description of many complex networks
- ▶ Again:  $P_k$  is the degree of **randomly chosen node**.
- ▶ A second very important distribution arises from **choosing randomly on edges** rather than on nodes.

## Basics

- Definitions
- How to build
- Some visual examples

## Structure

- Clustering
- Degree distributions
- Configuration model
- Largest component

## Generating Functions

- Definitions
- Basic Properties
- Giant Component Condition
- Component sizes
- Useful results
- Size of the Giant Component
- Average Component Size

## References

# The edge-degree distribution:

- ▶ The degree distribution  $P_k$  is fundamental for our description of many complex networks
- ▶ Again:  $P_k$  is the degree of **randomly chosen node**.
- ▶ A second very important distribution arises from **choosing randomly on edges** rather than on nodes.
- ▶ Define  $Q_k$  to be the probability the node at a **random end** of a **randomly chosen edge** has degree  $k$ .

## Basics

- Definitions
- How to build
- Some visual examples

## Structure

- Clustering
- Degree distributions
- Configuration model
- Largest component

## Generating Functions

- Definitions
- Basic Properties
- Giant Component Condition
- Component sizes
- Useful results
- Size of the Giant Component
- Average Component Size

## References



# The edge-degree distribution:

- ▶ The degree distribution  $P_k$  is fundamental for our description of many complex networks
- ▶ Again:  $P_k$  is the degree of **randomly chosen node**.
- ▶ A second very important distribution arises from **choosing randomly on edges** rather than on nodes.
- ▶ Define  $Q_k$  to be the probability the node at a **random end** of a **randomly chosen edge** has degree  $k$ .
- ▶ Now choosing nodes based on their degree (i.e., size):

$$Q_k \propto kP_k$$

## Basics

- Definitions
- How to build
- Some visual examples

## Structure

- Clustering
- Degree distributions
- Configuration model
- Largest component

## Generating Functions

- Definitions
- Basic Properties
- Giant Component Condition
- Component sizes
- Useful results
- Size of the Giant Component
- Average Component Size

## References

# The edge-degree distribution:

- ▶ The degree distribution  $P_k$  is fundamental for our description of many complex networks
- ▶ Again:  $P_k$  is the degree of **randomly chosen node**.
- ▶ A second very important distribution arises from **choosing randomly on edges** rather than on nodes.
- ▶ Define  $Q_k$  to be the probability the node at a **random end** of a **randomly chosen edge** has degree  $k$ .
- ▶ Now choosing nodes based on their degree (i.e., size):

$$Q_k \propto kP_k$$

- ▶ Normalized form:

$$Q_k = \frac{kP_k}{\sum_{k'=0}^{\infty} k'P_{k'}}$$

Basics

- Definitions
- How to build
- Some visual examples

Structure

- Clustering
- Degree distributions
- Configuration model
- Largest component

Generating Functions

- Definitions
- Basic Properties
- Giant Component Condition
- Component sizes
- Useful results
- Size of the Giant Component
- Average Component Size

References

# The edge-degree distribution:

- ▶ The degree distribution  $P_k$  is fundamental for our description of many complex networks
- ▶ Again:  $P_k$  is the degree of **randomly chosen node**.
- ▶ A second very important distribution arises from **choosing randomly on edges** rather than on nodes.
- ▶ Define  $Q_k$  to be the probability the node at a **random end** of a **randomly chosen edge** has degree  $k$ .
- ▶ Now choosing nodes based on their degree (i.e., size):

$$Q_k \propto kP_k$$

- ▶ Normalized form:

$$Q_k = \frac{kP_k}{\sum_{k'=0}^{\infty} k'P_{k'}} = \frac{kP_k}{\langle k \rangle}.$$

Basics

- Definitions
- How to build
- Some visual examples

Structure

- Clustering
- Degree distributions
- Configuration model
- Largest component

Generating Functions

- Definitions
- Basic Properties
- Giant Component Condition
- Component sizes
- Useful results
- Size of the Giant Component
- Average Component Size

References

# The edge-degree distribution:

- ▶ For random networks,  $Q_k$  is also the probability that a friend (neighbor) of a random node has  **$k$  friends**.

## Basics

- Definitions
- How to build
- Some visual examples

## Structure

- Clustering
- Degree distributions
- Configuration model
- Largest component

## Generating Functions

- Definitions
- Basic Properties
- Giant Component Condition
- Component sizes
- Useful results
- Size of the Giant Component
- Average Component Size

## References

# The edge-degree distribution:

- ▶ For random networks,  $Q_k$  is also the probability that a friend (neighbor) of a random node has  $k$  friends.
- ▶ Useful variant on  $Q_k$ :

$R_k$  = probability that a friend of a random node has  $k$  other friends.

Basics

- Definitions
- How to build
- Some visual examples

Structure

- Clustering
- Degree distributions
- Configuration model
- Largest component

Generating Functions

- Definitions
- Basic Properties
- Giant Component Condition
- Component sizes
- Useful results
- Size of the Giant Component
- Average Component Size

References

# The edge-degree distribution:

- ▶ For random networks,  $Q_k$  is also the probability that a friend (neighbor) of a random node has  $k$  friends.
- ▶ Useful variant on  $Q_k$ :

$R_k$  = probability that a friend of a random node has  $k$  other friends.



$$R_k = \frac{(k+1)P_{k+1}}{\sum_{k'=0} (k'+1)P_{k'+1}}$$

## Basics

- Definitions
- How to build
- Some visual examples

## Structure

- Clustering
- Degree distributions
- Configuration model
- Largest component

## Generating Functions

- Definitions
- Basic Properties
- Giant Component Condition
- Component sizes
- Useful results
- Size of the Giant Component
- Average Component Size

## References

# The edge-degree distribution:

- ▶ For random networks,  $Q_k$  is also the probability that a friend (neighbor) of a random node has  $k$  friends.
- ▶ Useful variant on  $Q_k$ :

$R_k$  = probability that a friend of a random node has  $k$  other friends.

$$R_k = \frac{(k+1)P_{k+1}}{\sum_{k'=0} (k'+1)P_{k'+1}} = \frac{(k+1)P_{k+1}}{\langle k \rangle}$$

Basics

- Definitions
- How to build
- Some visual examples

Structure

- Clustering
- Degree distributions
- Configuration model
- Largest component

Generating Functions

- Definitions
- Basic Properties
- Giant Component Condition
- Component sizes
- Useful results
- Size of the Giant Component
- Average Component Size

References

# The edge-degree distribution:

- ▶ For random networks,  $Q_k$  is also the probability that a friend (neighbor) of a random node has  $k$  friends.
- ▶ Useful variant on  $Q_k$ :

$R_k$  = probability that a friend of a random node has  $k$  other friends.

- ▶ 
$$R_k = \frac{(k+1)P_{k+1}}{\sum_{k'=0} (k'+1)P_{k'+1}} = \frac{(k+1)P_{k+1}}{\langle k \rangle}$$

- ▶ Equivalent to friend having degree  $k + 1$ .

Basics

- Definitions
- How to build
- Some visual examples

Structure

- Clustering
- Degree distributions
- Configuration model
- Largest component

Generating Functions

- Definitions
- Basic Properties
- Giant Component Condition
- Component sizes
- Useful results
- Size of the Giant Component
- Average Component Size

References



# The edge-degree distribution:

- ▶ For random networks,  $Q_k$  is also the probability that a friend (neighbor) of a random node has  $k$  friends.
- ▶ Useful variant on  $Q_k$ :

$R_k$  = probability that a friend of a random node has  $k$  other friends.



$$R_k = \frac{(k+1)P_{k+1}}{\sum_{k'=0} (k'+1)P_{k'+1}} = \frac{(k+1)P_{k+1}}{\langle k \rangle}$$

- ▶ Equivalent to friend having degree  $k+1$ .
- ▶ **Natural question:** what's the expected number of other friends that one friend has?

Basics

- Definitions
- How to build
- Some visual examples

Structure

- Clustering
- Degree distributions
- Configuration model
- Largest component

Generating Functions

- Definitions
- Basic Properties
- Giant Component Condition
- Component sizes
- Useful results
- Size of the Giant Component
- Average Component Size

References

# The edge-degree distribution:

- ▶ Given  $R_k$  is the probability that a friend has  $k$  other friends, then the average number of **friends' other friends** is

$$\langle k \rangle_R = \sum_{k=0}^{\infty} kR_k$$

## Basics

- Definitions
- How to build
- Some visual examples

## Structure

- Clustering
- Degree distributions
- Configuration model
- Largest component

## Generating Functions

- Definitions
- Basic Properties
- Giant Component Condition
- Component sizes
- Useful results
- Size of the Giant Component
- Average Component Size

## References

# The edge-degree distribution:

- ▶ Given  $R_k$  is the probability that a friend has  $k$  other friends, then the average number of **friends' other friends** is

$$\langle k \rangle_R = \sum_{k=0}^{\infty} k R_k = \sum_{k=0}^{\infty} k \frac{(k+1)P_{k+1}}{\langle k \rangle}$$

## Basics

- Definitions
- How to build
- Some visual examples

## Structure

- Clustering
- Degree distributions
- Configuration model
- Largest component

## Generating Functions

- Definitions
- Basic Properties
- Giant Component Condition
- Component sizes
- Useful results
- Size of the Giant Component
- Average Component Size

## References

# The edge-degree distribution:

- Given  $R_k$  is the probability that a friend has  $k$  other friends, then the average number of **friends' other friends** is

$$\begin{aligned}\langle k \rangle_R &= \sum_{k=0}^{\infty} k R_k = \sum_{k=0}^{\infty} k \frac{(k+1) P_{k+1}}{\langle k \rangle} \\ &= \frac{1}{\langle k \rangle} \sum_{k=1}^{\infty} k(k+1) P_{k+1}\end{aligned}$$

## Basics

- Definitions
- How to build
- Some visual examples

## Structure

- Clustering
- Degree distributions
- Configuration model
- Largest component

## Generating Functions

- Definitions
- Basic Properties
- Giant Component Condition
- Component sizes
- Useful results
- Size of the Giant Component
- Average Component Size

## References

# The edge-degree distribution:

- Given  $R_k$  is the probability that a friend has  $k$  other friends, then the average number of **friends' other friends** is

$$\begin{aligned}\langle k \rangle_R &= \sum_{k=0}^{\infty} k R_k = \sum_{k=0}^{\infty} k \frac{(k+1) P_{k+1}}{\langle k \rangle} \\ &= \frac{1}{\langle k \rangle} \sum_{k=1}^{\infty} k(k+1) P_{k+1} \\ &= \frac{1}{\langle k \rangle} \sum_{k=1}^{\infty} ((k+1)^2 - (k+1)) P_{k+1}\end{aligned}$$

(where we have sneakily matched up indices)

## Basics

- Definitions
- How to build
- Some visual examples

## Structure

- Clustering
- Degree distributions
- Configuration model
- Largest component

## Generating Functions

- Definitions
- Basic Properties
- Giant Component Condition
- Component sizes
- Useful results
- Size of the Giant Component
- Average Component Size

## References

# The edge-degree distribution:

- Given  $R_k$  is the probability that a friend has  $k$  other friends, then the average number of **friends' other friends** is

$$\begin{aligned}\langle k \rangle_R &= \sum_{k=0}^{\infty} k R_k = \sum_{k=0}^{\infty} k \frac{(k+1) P_{k+1}}{\langle k \rangle} \\ &= \frac{1}{\langle k \rangle} \sum_{k=1}^{\infty} k(k+1) P_{k+1} \\ &= \frac{1}{\langle k \rangle} \sum_{k=1}^{\infty} ((k+1)^2 - (k+1)) P_{k+1}\end{aligned}$$

(where we have sneakily matched up indices)

$$= \frac{1}{\langle k \rangle} \sum_{j=0}^{\infty} (j^2 - j) P_j \quad (\text{using } j = k+1)$$

## Basics

- Definitions
- How to build
- Some visual examples

## Structure

- Clustering
- Degree distributions
- Configuration model
- Largest component

## Generating Functions

- Definitions
- Basic Properties
- Giant Component Condition
- Component sizes
- Useful results
- Size of the Giant Component
- Average Component Size

## References

# The edge-degree distribution:

- Given  $R_k$  is the probability that a friend has  $k$  other friends, then the average number of **friends' other friends** is

$$\begin{aligned}\langle k \rangle_R &= \sum_{k=0}^{\infty} k R_k = \sum_{k=0}^{\infty} k \frac{(k+1) P_{k+1}}{\langle k \rangle} \\ &= \frac{1}{\langle k \rangle} \sum_{k=1}^{\infty} k(k+1) P_{k+1}\end{aligned}$$

$$= \frac{1}{\langle k \rangle} \sum_{k=1}^{\infty} ((k+1)^2 - (k+1)) P_{k+1}$$

(where we have sneakily matched up indices)

$$\begin{aligned}&= \frac{1}{\langle k \rangle} \sum_{j=0}^{\infty} (j^2 - j) P_j \quad (\text{using } j = k+1) \\ &= \frac{1}{\langle k \rangle} (\langle k^2 \rangle - \langle k \rangle)\end{aligned}$$

## Basics

- Definitions
- How to build
- Some visual examples

## Structure

- Clustering
- Degree distributions
- Configuration model
- Largest component

## Generating Functions

- Definitions
- Basic Properties
- Giant Component Condition
- Component sizes
- Useful results
- Size of the Giant Component
- Average Component Size

## References

# The edge-degree distribution:

- ▶ Note: our result,  $\langle k \rangle_R = \frac{1}{\langle k \rangle} (\langle k^2 \rangle - \langle k \rangle)$ , is true for **all** random networks, **independent of degree distribution**.

## Basics

- Definitions
- How to build
- Some visual examples

## Structure

- Clustering
- Degree distributions
- Configuration model
- Largest component

## Generating Functions

- Definitions
- Basic Properties
- Giant Component Condition
- Component sizes
- Useful results
- Size of the Giant Component
- Average Component Size

## References



# The edge-degree distribution:

- ▶ Note: our result,  $\langle k \rangle_R = \frac{1}{\langle k \rangle} (\langle k^2 \rangle - \langle k \rangle)$ , is true for **all** random networks, **independent of degree distribution**.
- ▶ For standard random networks, recall

$$\langle k^2 \rangle = \langle k \rangle^2 + \langle k \rangle.$$

Basics

- Definitions
- How to build
- Some visual examples

Structure

- Clustering
- Degree distributions
- Configuration model
- Largest component

Generating Functions

- Definitions
- Basic Properties
- Giant Component Condition
- Component sizes
- Useful results
- Size of the Giant Component
- Average Component Size

References

# The edge-degree distribution:

- ▶ Note: our result,  $\langle k \rangle_R = \frac{1}{\langle k \rangle} (\langle k^2 \rangle - \langle k \rangle)$ , is true for **all** random networks, **independent of degree distribution**.

- ▶ For standard random networks, recall

$$\langle k^2 \rangle = \langle k \rangle^2 + \langle k \rangle.$$

- ▶ Therefore:

$$\langle k \rangle_R = \frac{1}{\langle k \rangle} (\langle k \rangle^2 + \langle k \rangle - \langle k \rangle)$$

## Basics

- Definitions
- How to build
- Some visual examples

## Structure

- Clustering
- Degree distributions
- Configuration model
- Largest component

## Generating Functions

- Definitions
- Basic Properties
- Giant Component Condition
- Component sizes
- Useful results
- Size of the Giant Component
- Average Component Size

## References

# The edge-degree distribution:

- ▶ Note: our result,  $\langle k \rangle_R = \frac{1}{\langle k \rangle} (\langle k^2 \rangle - \langle k \rangle)$ , is true for **all** random networks, **independent of degree distribution**.

- ▶ For standard random networks, recall

$$\langle k^2 \rangle = \langle k \rangle^2 + \langle k \rangle.$$

- ▶ Therefore:

$$\langle k \rangle_R = \frac{1}{\langle k \rangle} (\langle k \rangle^2 + \langle k \rangle - \langle k \rangle) = \langle k \rangle$$

## Basics

- Definitions
- How to build
- Some visual examples

## Structure

- Clustering
- Degree distributions
- Configuration model
- Largest component

## Generating Functions

- Definitions
- Basic Properties
- Giant Component Condition
- Component sizes
- Useful results
- Size of the Giant Component
- Average Component Size

## References

# The edge-degree distribution:

- ▶ Note: our result,  $\langle k \rangle_R = \frac{1}{\langle k \rangle} (\langle k^2 \rangle - \langle k \rangle)$ , is true for **all** random networks, **independent of degree distribution**.

- ▶ For standard random networks, recall

$$\langle k^2 \rangle = \langle k \rangle^2 + \langle k \rangle.$$

- ▶ Therefore:

$$\langle k \rangle_R = \frac{1}{\langle k \rangle} (\langle k \rangle^2 + \langle k \rangle - \langle k \rangle) = \langle k \rangle$$

- ▶ Again, neatness of results is a special property of the Poisson distribution.

## Basics

- Definitions
- How to build
- Some visual examples

## Structure

- Clustering
- Degree distributions
- Configuration model
- Largest component

## Generating Functions

- Definitions
- Basic Properties
- Giant Component Condition
- Component sizes
- Useful results
- Size of the Giant Component
- Average Component Size

## References

# The edge-degree distribution:

- ▶ Note: our result,  $\langle k \rangle_R = \frac{1}{\langle k \rangle} (\langle k^2 \rangle - \langle k \rangle)$ , is true for **all** random networks, **independent of degree distribution**.

- ▶ For standard random networks, recall

$$\langle k^2 \rangle = \langle k \rangle^2 + \langle k \rangle.$$

- ▶ Therefore:

$$\langle k \rangle_R = \frac{1}{\langle k \rangle} (\langle k \rangle^2 + \langle k \rangle - \langle k \rangle) = \langle k \rangle$$

- ▶ Again, neatness of results is a special property of the Poisson distribution.
- ▶ So friends on average have  $\langle k \rangle$  other friends, and  $\langle k \rangle + 1$  total friends...

## Basics

- Definitions
- How to build
- Some visual examples

## Structure

- Clustering
- Degree distributions
- Configuration model
- Largest component

## Generating Functions

- Definitions
- Basic Properties
- Giant Component Condition
- Component sizes
- Useful results
- Size of the Giant Component
- Average Component Size

## References

# Two reasons why this matters

Reason #1:

## Basics

Definitions

How to build

Some visual examples

## Structure

Clustering

Degree distributions

Configuration model

Largest component

## Generating Functions

Definitions

Basic Properties

Giant Component Condition

Component sizes

Useful results

Size of the Giant Component

Average Component Size

## References

# Two reasons why this matters

## Reason #1:

- ▶ Average # friends of friends per node is

$$\langle k_2 \rangle = \langle k \rangle \times \langle k \rangle_R$$

### Basics

- Definitions
- How to build
- Some visual examples

### Structure

- Clustering
- Degree distributions
- Configuration model
- Largest component

### Generating Functions

- Definitions
- Basic Properties
- Giant Component Condition
- Component sizes
- Useful results
- Size of the Giant Component
- Average Component Size

### References

# Two reasons why this matters

## Reason #1:

- ▶ Average # friends of friends per node is

$$\langle k_2 \rangle = \langle k \rangle \times \langle k \rangle_R = \langle k \rangle \frac{1}{\langle k \rangle} (\langle k^2 \rangle - \langle k \rangle)$$

### Basics

- Definitions
- How to build
- Some visual examples

### Structure

- Clustering
- Degree distributions
- Configuration model
- Largest component

### Generating Functions

- Definitions
- Basic Properties
- Giant Component Condition
- Component sizes
- Useful results
- Size of the Giant Component
- Average Component Size

### References



# Two reasons why this matters

## Reason #1:

- ▶ Average # friends of friends per node is

$$\langle k_2 \rangle = \langle k \rangle \times \langle k \rangle_R = \langle k \rangle \frac{1}{\langle k \rangle} (\langle k^2 \rangle - \langle k \rangle) = \langle k^2 \rangle - \langle k \rangle.$$

### Basics

Definitions

How to build

Some visual examples

### Structure

Clustering

Degree distributions

Configuration model

Largest component

### Generating Functions

Definitions

Basic Properties

Giant Component Condition

Component sizes

Useful results

Size of the Giant Component

Average Component Size

### References

# Two reasons why this matters

## Reason #1:

- ▶ Average # friends of friends per node is

$$\langle k_2 \rangle = \langle k \rangle \times \langle k \rangle_R = \langle k \rangle \frac{1}{\langle k \rangle} (\langle k^2 \rangle - \langle k \rangle) = \langle k^2 \rangle - \langle k \rangle.$$

- ▶ Key: Average depends on the **1st and 2nd moments** of  $P_k$  and **not just the 1st moment**.

### Basics

- Definitions
- How to build
- Some visual examples

### Structure

- Clustering
- Degree distributions
- Configuration model
- Largest component

### Generating Functions

- Definitions
- Basic Properties
- Giant Component Condition
- Component sizes
- Useful results
- Size of the Giant Component
- Average Component Size

### References

# Two reasons why this matters

## Reason #1:

- ▶ Average # friends of friends per node is

$$\langle k_2 \rangle = \langle k \rangle \times \langle k \rangle_R = \langle k \rangle \frac{1}{\langle k \rangle} (\langle k^2 \rangle - \langle k \rangle) = \langle k^2 \rangle - \langle k \rangle.$$

- ▶ Key: Average depends on the **1st and 2nd moments** of  $P_k$  and **not just the 1st moment**.
- ▶ Three peculiarities:
  1. We might guess  $\langle k_2 \rangle = \langle k \rangle (\langle k \rangle - 1)$  but it's actually  $\langle k(k - 1) \rangle$ .

### Basics

- Definitions
- How to build
- Some visual examples

### Structure

- Clustering
- Degree distributions
- Configuration model
- Largest component

### Generating Functions

- Definitions
- Basic Properties
- Giant Component Condition
- Component sizes
- Useful results
- Size of the Giant Component
- Average Component Size

### References

# Two reasons why this matters

## Reason #1:

- ▶ Average # friends of friends per node is

$$\langle k_2 \rangle = \langle k \rangle \times \langle k \rangle_R = \langle k \rangle \frac{1}{\langle k \rangle} (\langle k^2 \rangle - \langle k \rangle) = \langle k^2 \rangle - \langle k \rangle.$$

- ▶ Key: Average depends on the **1st and 2nd moments** of  $P_k$  and **not just the 1st moment**.
- ▶ Three peculiarities:
  1. We might guess  $\langle k_2 \rangle = \langle k \rangle (\langle k \rangle - 1)$  but it's actually  $\langle k(k - 1) \rangle$ .
  2. If  $P_k$  has a **large second moment**, then  $\langle k_2 \rangle$  will be big.

### Basics

- Definitions
- How to build
- Some visual examples

### Structure

- Clustering
- Degree distributions
- Configuration model
- Largest component

### Generating Functions

- Definitions
- Basic Properties
- Giant Component Condition
- Component sizes
- Useful results
- Size of the Giant Component
- Average Component Size

### References

# Two reasons why this matters

## Reason #1:

- ▶ Average # friends of friends per node is

$$\langle k_2 \rangle = \langle k \rangle \times \langle k \rangle_R = \langle k \rangle \frac{1}{\langle k \rangle} (\langle k^2 \rangle - \langle k \rangle) = \langle k^2 \rangle - \langle k \rangle.$$

- ▶ Key: Average depends on the **1st and 2nd moments** of  $P_k$  and **not just the 1st moment**.
- ▶ Three peculiarities:
  1. We might guess  $\langle k_2 \rangle = \langle k \rangle (\langle k \rangle - 1)$  but it's actually  $\langle k(k - 1) \rangle$ .
  2. If  $P_k$  has a **large second moment**, then  $\langle k_2 \rangle$  will be big. (e.g., in the case of a power-law distribution)

### Basics

- Definitions
- How to build
- Some visual examples

### Structure

- Clustering
- Degree distributions
- Configuration model
- Largest component

### Generating Functions

- Definitions
- Basic Properties
- Giant Component Condition
- Component sizes
- Useful results
- Size of the Giant Component
- Average Component Size

### References

# Two reasons why this matters

## Reason #1:

- ▶ Average # friends of friends per node is

$$\langle k_2 \rangle = \langle k \rangle \times \langle k \rangle_R = \langle k \rangle \frac{1}{\langle k \rangle} (\langle k^2 \rangle - \langle k \rangle) = \langle k^2 \rangle - \langle k \rangle.$$

- ▶ Key: Average depends on the **1st and 2nd moments** of  $P_k$  and **not just the 1st moment**.
- ▶ Three peculiarities:
  1. We might guess  $\langle k_2 \rangle = \langle k \rangle (\langle k \rangle - 1)$  but it's actually  $\langle k(k-1) \rangle$ .
  2. If  $P_k$  has a **large second moment**, then  $\langle k_2 \rangle$  will be big. (e.g., in the case of a power-law distribution)
  3. Your friends are different to you...

### Basics

- Definitions
- How to build
- Some visual examples

### Structure

- Clustering
- Degree distributions
- Configuration model
- Largest component

### Generating Functions

- Definitions
- Basic Properties
- Giant Component Condition
- Component sizes
- Useful results
- Size of the Giant Component
- Average Component Size

### References

# Two reasons why this matters

## More on peculiarity #3:

- ▶ A node's average # of friends:  $\langle k \rangle$

### Basics

- Definitions
- How to build
- Some visual examples

### Structure

- Clustering
- Degree distributions
- Configuration model
- Largest component

### Generating Functions

- Definitions
- Basic Properties
- Giant Component Condition
- Component sizes
- Useful results
- Size of the Giant Component
- Average Component Size

### References

# Two reasons why this matters

## More on peculiarity #3:

- ▶ A node's average # of friends:  $\langle k \rangle$
- ▶ Friend's average # of friends:  $\frac{\langle k^2 \rangle}{\langle k \rangle}$

### Basics

- Definitions
- How to build
- Some visual examples

### Structure

- Clustering
- Degree distributions
- Configuration model
- Largest component

### Generating Functions

- Definitions
- Basic Properties
- Giant Component Condition
- Component sizes
- Useful results
- Size of the Giant Component
- Average Component Size

### References



# Two reasons why this matters

## More on peculiarity #3:

- ▶ A node's average # of friends:  $\langle k \rangle$
- ▶ Friend's average # of friends:  $\frac{\langle k^2 \rangle}{\langle k \rangle}$
- ▶ Comparison:

$$\frac{\langle k^2 \rangle}{\langle k \rangle} = \langle k \rangle \frac{\langle k^2 \rangle}{\langle k \rangle^2}$$

### Basics

- Definitions
- How to build
- Some visual examples

### Structure

- Clustering
- Degree distributions
- Configuration model
- Largest component

### Generating Functions

- Definitions
- Basic Properties
- Giant Component Condition
- Component sizes
- Useful results
- Size of the Giant Component
- Average Component Size

### References

# Two reasons why this matters

## More on peculiarity #3:

- ▶ A node's average # of friends:  $\langle k \rangle$
- ▶ Friend's average # of friends:  $\frac{\langle k^2 \rangle}{\langle k \rangle}$
- ▶ Comparison:

$$\frac{\langle k^2 \rangle}{\langle k \rangle} = \langle k \rangle \frac{\langle k^2 \rangle}{\langle k \rangle^2} = \langle k \rangle \frac{\sigma^2 + \langle k \rangle^2}{\langle k \rangle^2}$$

Basics

- Definitions
- How to build
- Some visual examples

Structure

- Clustering
- Degree distributions
- Configuration model
- Largest component

Generating Functions

- Definitions
- Basic Properties
- Giant Component Condition
- Component sizes
- Useful results
- Size of the Giant Component
- Average Component Size

References

# Two reasons why this matters

## More on peculiarity #3:

- ▶ A node's average # of friends:  $\langle k \rangle$
- ▶ Friend's average # of friends:  $\frac{\langle k^2 \rangle}{\langle k \rangle}$
- ▶ Comparison:

$$\frac{\langle k^2 \rangle}{\langle k \rangle} = \langle k \rangle \frac{\langle k^2 \rangle}{\langle k \rangle^2} = \langle k \rangle \frac{\sigma^2 + \langle k \rangle^2}{\langle k \rangle^2} = \langle k \rangle \left( 1 + \frac{\sigma^2}{\langle k \rangle^2} \right)$$

Basics

- Definitions
- How to build
- Some visual examples

Structure

- Clustering
- Degree distributions
- Configuration model
- Largest component

Generating Functions

- Definitions
- Basic Properties
- Giant Component Condition
- Component sizes
- Useful results
- Size of the Giant Component
- Average Component Size

References

# Two reasons why this matters

## More on peculiarity #3:

- ▶ A node's average # of friends:  $\langle k \rangle$
- ▶ Friend's average # of friends:  $\frac{\langle k^2 \rangle}{\langle k \rangle}$
- ▶ Comparison:

$$\frac{\langle k^2 \rangle}{\langle k \rangle} = \langle k \rangle \frac{\langle k^2 \rangle}{\langle k \rangle^2} = \langle k \rangle \frac{\sigma^2 + \langle k \rangle^2}{\langle k \rangle^2} = \langle k \rangle \left( 1 + \frac{\sigma^2}{\langle k \rangle^2} \right) \geq \langle k \rangle$$

Basics

- Definitions
- How to build
- Some visual examples

Structure

- Clustering
- Degree distributions
- Configuration model
- Largest component

Generating Functions

- Definitions
- Basic Properties
- Giant Component Condition
- Component sizes
- Useful results
- Size of the Giant Component
- Average Component Size

References

# Two reasons why this matters

## More on peculiarity #3:

- ▶ A node's average # of friends:  $\langle k \rangle$
- ▶ Friend's average # of friends:  $\frac{\langle k^2 \rangle}{\langle k \rangle}$
- ▶ Comparison:

$$\frac{\langle k^2 \rangle}{\langle k \rangle} = \langle k \rangle \frac{\langle k^2 \rangle}{\langle k \rangle^2} = \langle k \rangle \frac{\sigma^2 + \langle k \rangle^2}{\langle k \rangle^2} = \langle k \rangle \left( 1 + \frac{\sigma^2}{\langle k \rangle^2} \right) \geq \langle k \rangle$$

- ▶ So only if everyone has the same degree (variance =  $\sigma^2 = 0$ ) can a node be the same as its friends.

Basics

- Definitions
- How to build
- Some visual examples

Structure

- Clustering
- Degree distributions
- Configuration model
- Largest component

Generating Functions

- Definitions
- Basic Properties
- Giant Component Condition
- Component sizes
- Useful results
- Size of the Giant Component
- Average Component Size

References

# Two reasons why this matters

## More on peculiarity #3:

- ▶ A node's average # of friends:  $\langle k \rangle$
- ▶ Friend's average # of friends:  $\frac{\langle k^2 \rangle}{\langle k \rangle}$
- ▶ Comparison:

$$\frac{\langle k^2 \rangle}{\langle k \rangle} = \langle k \rangle \frac{\langle k^2 \rangle}{\langle k \rangle^2} = \langle k \rangle \frac{\sigma^2 + \langle k \rangle^2}{\langle k \rangle^2} = \langle k \rangle \left( 1 + \frac{\sigma^2}{\langle k \rangle^2} \right) \geq \langle k \rangle$$

- ▶ So only if everyone has the same degree (variance =  $\sigma^2 = 0$ ) can a node be the same as its friends.
- ▶ Intuition: for random networks, the more connected a node, the more likely it is to be chosen as a friend.

Basics

- Definitions
- How to build
- Some visual examples

Structure

- Clustering
- Degree distributions
- Configuration model
- Largest component

Generating Functions

- Definitions
- Basic Properties
- Giant Component Condition
- Component sizes
- Useful results
- Size of the Giant Component
- Average Component Size

References

# Two reasons why this matters

## (Big) Reason #2:

- ▶  $\langle k \rangle_R$  is **key** to understanding how well random networks are connected together.

### Basics

- Definitions
- How to build
- Some visual examples

### Structure

- Clustering
- Degree distributions
- Configuration model
- Largest component

### Generating Functions

- Definitions
- Basic Properties
- Giant Component Condition
- Component sizes
- Useful results
- Size of the Giant Component
- Average Component Size

### References

# Two reasons why this matters

## (Big) Reason #2:

- ▶  $\langle k \rangle_R$  is **key** to understanding how well random networks are connected together.
- ▶ e.g., we'd like to know what's the size of the largest component within a network.

### Basics

Definitions

How to build

Some visual examples

### Structure

Clustering

Degree distributions

Configuration model

Largest component

### Generating Functions

Definitions

Basic Properties

Giant Component Condition

Component sizes

Useful results

Size of the Giant Component

Average Component Size

### References



# Two reasons why this matters

## (Big) Reason #2:

- ▶  $\langle k \rangle_R$  is **key** to understanding how well random networks are connected together.
- ▶ e.g., we'd like to know what's the size of the largest component within a network.
- ▶ As  $N \rightarrow \infty$ , does our network have a **giant component**?

### Basics

- Definitions
- How to build
- Some visual examples

### Structure

- Clustering
- Degree distributions
- Configuration model
- Largest component

### Generating Functions

- Definitions
- Basic Properties
- Giant Component Condition
- Component sizes
- Useful results
- Size of the Giant Component
- Average Component Size

### References

# Two reasons why this matters

## (Big) Reason #2:

- ▶  $\langle k \rangle_R$  is **key** to understanding how well random networks are connected together.
- ▶ e.g., we'd like to know what's the size of the largest component within a network.
- ▶ As  $N \rightarrow \infty$ , does our network have a **giant component**?
- ▶ **Defn:** Component = connected subnetwork of nodes such that  $\exists$  path between each pair of nodes in the subnetwork, and no node out side of the subnetwork is connected to it.

Basics

Definitions

How to build

Some visual examples

Structure

Clustering

Degree distributions

Configuration model

Largest component

Generating

Functions

Definitions

Basic Properties

Giant Component Condition

Component sizes

Useful results

Size of the Giant

Component

Average Component Size

References

# Two reasons why this matters

## (Big) Reason #2:

- ▶  $\langle k \rangle_R$  is **key** to understanding how well random networks are connected together.
- ▶ e.g., we'd like to know what's the size of the largest component within a network.
- ▶ As  $N \rightarrow \infty$ , does our network have a **giant component**?
- ▶ **Defn:** Component = connected subnetwork of nodes such that  $\exists$  path between each pair of nodes in the subnetwork, and no node out side of the subnetwork is connected to it.
- ▶ **Defn:** Giant component = component that comprises a non-zero fraction of a network as  $N \rightarrow \infty$ .

Basics

- Definitions
- How to build
- Some visual examples

Structure

- Clustering
- Degree distributions
- Configuration model
- Largest component

Generating Functions

- Definitions
- Basic Properties
- Giant Component Condition
- Component sizes
- Useful results
- Size of the Giant Component
- Average Component Size

References

# Two reasons why this matters

## (Big) Reason #2:

- ▶  $\langle k \rangle_R$  is **key** to understanding how well random networks are connected together.
- ▶ e.g., we'd like to know what's the size of the largest component within a network.
- ▶ As  $N \rightarrow \infty$ , does our network have a **giant component**?
- ▶ **Defn:** Component = connected subnetwork of nodes such that  $\exists$  path between each pair of nodes in the subnetwork, and no node out side of the subnetwork is connected to it.
- ▶ **Defn:** Giant component = component that comprises a non-zero fraction of a network as  $N \rightarrow \infty$ .
- ▶ Note: Component = Cluster

Basics

Definitions

How to build

Some visual examples

Structure

Clustering

Degree distributions

Configuration model

Largest component

Generating

Functions

Definitions

Basic Properties

Giant Component Condition

Component sizes

Useful results

Size of the Giant

Component

Average Component Size

References

# Outline

## Basics

Definitions

How to build

Some visual examples

## Structure

Clustering

Degree distributions

Configuration model

**Largest component**

## Generating Functions

Definitions

Basic Properties

Giant Component Condition

Component sizes

Useful results

Size of the Giant Component

Average Component Size

## References

### Basics

Definitions

How to build

Some visual examples

### Structure

Clustering

Degree distributions

Configuration model

**Largest component**

### Generating

#### Functions

Definitions

Basic Properties

Giant Component Condition

Component sizes

Useful results

Size of the Giant

Component

Average Component Size

### References

## Giant component:

- ▶ A giant component exists if when we follow a random edge, we are likely to hit a node with **at least 1** other outgoing edge.

Basics

- Definitions
- How to build
- Some visual examples

Structure

- Clustering
- Degree distributions
- Configuration model
- Largest component

Generating Functions

- Definitions
- Basic Properties
- Giant Component Condition
- Component sizes
- Useful results
- Size of the Giant Component
- Average Component Size

References

## Giant component:

- ▶ A giant component exists if when we follow a random edge, we are likely to hit a node with **at least 1** other outgoing edge.
- ▶ Equivalently, expect exponential growth in node number as we move out from a random node.

### Basics

- Definitions
- How to build
- Some visual examples

### Structure

- Clustering
- Degree distributions
- Configuration model
- Largest component

### Generating Functions

- Definitions
- Basic Properties
- Giant Component Condition
- Component sizes
- Useful results
- Size of the Giant Component
- Average Component Size

### References

## Giant component:

- ▶ A giant component exists if when we follow a random edge, we are likely to hit a node with **at least 1** other outgoing edge.
- ▶ Equivalently, expect exponential growth in node number as we move out from a random node.
- ▶ All of this is the same as requiring  $\langle k \rangle_R > 1$ .

### Basics

- Definitions
- How to build
- Some visual examples

### Structure

- Clustering
- Degree distributions
- Configuration model
- Largest component

### Generating Functions

- Definitions
- Basic Properties
- Giant Component Condition
- Component sizes
- Useful results
- Size of the Giant Component
- Average Component Size

### References



## Giant component:

- ▶ A giant component exists if when we follow a random edge, we are likely to hit a node with **at least 1** other outgoing edge.
- ▶ Equivalently, expect exponential growth in node number as we move out from a random node.
- ▶ All of this is the same as requiring  $\langle k \rangle_R > 1$ .
- ▶ **Giant component condition** (or percolation condition):

$$\langle k \rangle_R = \frac{\langle k^2 \rangle - \langle k \rangle}{\langle k \rangle} > 1$$

### Basics

Definitions

How to build

Some visual examples

### Structure

Clustering

Degree distributions

Configuration model

Largest component

### Generating

### Functions

Definitions

Basic Properties

Giant Component Condition

Component sizes

Useful results

Size of the Giant

Component

Average Component Size

### References

## Giant component:

- ▶ A giant component exists if when we follow a random edge, we are likely to hit a node with **at least 1** other outgoing edge.
- ▶ Equivalently, expect exponential growth in node number as we move out from a random node.
- ▶ All of this is the same as requiring  $\langle k \rangle_R > 1$ .
- ▶ **Giant component condition** (or percolation condition):

$$\langle k \rangle_R = \frac{\langle k^2 \rangle - \langle k \rangle}{\langle k \rangle} > 1$$

- ▶ Again, see that the second moment is an essential part of the story.

### Basics

Definitions

How to build

Some visual examples

### Structure

Clustering

Degree distributions

Configuration model

Largest component

### Generating

### Functions

Definitions

Basic Properties

Giant Component Condition

Component sizes

Useful results

Size of the Giant

Component

Average Component Size

### References

## Giant component:

- ▶ A giant component exists if when we follow a random edge, we are likely to hit a node with **at least 1** other outgoing edge.
- ▶ Equivalently, expect exponential growth in node number as we move out from a random node.
- ▶ All of this is the same as requiring  $\langle k \rangle_R > 1$ .
- ▶ **Giant component condition** (or percolation condition):

$$\langle k \rangle_R = \frac{\langle k^2 \rangle - \langle k \rangle}{\langle k \rangle} > 1$$

- ▶ Again, see that the second moment is an essential part of the story.
- ▶ Equivalent statement:  $\langle k^2 \rangle > 2\langle k \rangle$

### Basics

Definitions

How to build

Some visual examples

### Structure

Clustering

Degree distributions

Configuration model

Largest component

### Generating

### Functions

Definitions

Basic Properties

Giant Component Condition

Component sizes

Useful results

Size of the Giant

Component

Average Component Size

### References

# Giant component

## Standard random networks:

- ▶ Recall  $\langle k^2 \rangle = \langle k \rangle^2 + \langle k \rangle$ .

### Basics

- Definitions
- How to build
- Some visual examples

### Structure

- Clustering
- Degree distributions
- Configuration model
- Largest component

### Generating Functions

- Definitions
- Basic Properties
- Giant Component Condition
- Component sizes
- Useful results
- Size of the Giant Component
- Average Component Size

### References

## Standard random networks:

- ▶ Recall  $\langle k^2 \rangle = \langle k \rangle^2 + \langle k \rangle$ .
- ▶ Condition for giant component:

$$\langle k \rangle_R = \frac{\langle k^2 \rangle - \langle k \rangle}{\langle k \rangle}$$

### Basics

Definitions

How to build

Some visual examples

### Structure

Clustering

Degree distributions

Configuration model

Largest component

### Generating Functions

Definitions

Basic Properties

Giant Component Condition

Component sizes

Useful results

Size of the Giant

Component

Average Component Size

### References

# Giant component

## Standard random networks:

- ▶ Recall  $\langle k^2 \rangle = \langle k \rangle^2 + \langle k \rangle$ .
- ▶ Condition for giant component:

$$\langle k \rangle_R = \frac{\langle k^2 \rangle - \langle k \rangle}{\langle k \rangle} = \frac{\langle k \rangle^2 + \langle k \rangle - \langle k \rangle}{\langle k \rangle}$$

### Basics

- Definitions
- How to build
- Some visual examples

### Structure

- Clustering
- Degree distributions
- Configuration model
- Largest component

### Generating Functions

- Definitions
- Basic Properties
- Giant Component Condition
- Component sizes
- Useful results
- Size of the Giant Component
- Average Component Size

### References

# Giant component

## Standard random networks:

- ▶ Recall  $\langle k^2 \rangle = \langle k \rangle^2 + \langle k \rangle$ .
- ▶ Condition for giant component:

$$\langle k \rangle_R = \frac{\langle k^2 \rangle - \langle k \rangle}{\langle k \rangle} = \frac{\langle k \rangle^2 + \langle k \rangle - \langle k \rangle}{\langle k \rangle} = \langle k \rangle$$

### Basics

- Definitions
- How to build
- Some visual examples

### Structure

- Clustering
- Degree distributions
- Configuration model
- Largest component

### Generating Functions

- Definitions
- Basic Properties
- Giant Component Condition
- Component sizes
- Useful results
- Size of the Giant Component
- Average Component Size

### References

## Standard random networks:

- ▶ Recall  $\langle k^2 \rangle = \langle k \rangle^2 + \langle k \rangle$ .
- ▶ Condition for giant component:

$$\langle k \rangle_R = \frac{\langle k^2 \rangle - \langle k \rangle}{\langle k \rangle} = \frac{\langle k \rangle^2 + \langle k \rangle - \langle k \rangle}{\langle k \rangle} = \langle k \rangle$$

- ▶ Therefore when  $\langle k \rangle > 1$ , standard random networks have a giant component.

### Basics

- Definitions
- How to build
- Some visual examples

### Structure

- Clustering
- Degree distributions
- Configuration model
- Largest component

### Generating Functions

- Definitions
- Basic Properties
- Giant Component Condition
- Component sizes
- Useful results
- Size of the Giant Component
- Average Component Size

### References



## Standard random networks:

- ▶ Recall  $\langle k^2 \rangle = \langle k \rangle^2 + \langle k \rangle$ .
- ▶ Condition for giant component:

$$\langle k \rangle_R = \frac{\langle k^2 \rangle - \langle k \rangle}{\langle k \rangle} = \frac{\langle k \rangle^2 + \langle k \rangle - \langle k \rangle}{\langle k \rangle} = \langle k \rangle$$

- ▶ Therefore when  $\langle k \rangle > 1$ , standard random networks have a giant component.
- ▶ When  $\langle k \rangle < 1$ , all components are finite.

### Basics

- Definitions
- How to build
- Some visual examples

### Structure

- Clustering
- Degree distributions
- Configuration model
- Largest component

### Generating Functions

- Definitions
- Basic Properties
- Giant Component Condition
- Component sizes
- Useful results
- Size of the Giant Component
- Average Component Size

### References

## Standard random networks:

- ▶ Recall  $\langle k^2 \rangle = \langle k \rangle^2 + \langle k \rangle$ .
- ▶ Condition for giant component:

$$\langle k \rangle_R = \frac{\langle k^2 \rangle - \langle k \rangle}{\langle k \rangle} = \frac{\langle k \rangle^2 + \langle k \rangle - \langle k \rangle}{\langle k \rangle} = \langle k \rangle$$

- ▶ Therefore when  $\langle k \rangle > 1$ , standard random networks have a giant component.
- ▶ When  $\langle k \rangle < 1$ , all components are finite.
- ▶ Fine example of a continuous phase transition (田).

### Basics

- Definitions
- How to build
- Some visual examples

### Structure

- Clustering
- Degree distributions
- Configuration model
- Largest component

### Generating Functions

- Definitions
- Basic Properties
- Giant Component Condition
- Component sizes
- Useful results
- Size of the Giant Component
- Average Component Size

### References

## Standard random networks:

- ▶ Recall  $\langle k^2 \rangle = \langle k \rangle^2 + \langle k \rangle$ .
- ▶ Condition for giant component:

$$\langle k \rangle_R = \frac{\langle k^2 \rangle - \langle k \rangle}{\langle k \rangle} = \frac{\langle k \rangle^2 + \langle k \rangle - \langle k \rangle}{\langle k \rangle} = \langle k \rangle$$

- ▶ Therefore when  $\langle k \rangle > 1$ , standard random networks have a giant component.
- ▶ When  $\langle k \rangle < 1$ , all components are finite.
- ▶ Fine example of a continuous phase transition (田).
- ▶ We say  $\langle k \rangle = 1$  marks the critical point of the system.

### Basics

- Definitions
- How to build
- Some visual examples

### Structure

- Clustering
- Degree distributions
- Configuration model
- Largest component

### Generating Functions

- Definitions
- Basic Properties
- Giant Component Condition
- Component sizes
- Useful results
- Size of the Giant Component
- Average Component Size

### References

# Giant component

## Random networks with skewed $P_k$ :

- ▶ e.g, if  $P_k = ck^{-\gamma}$  with  $2 < \gamma < 3$  then

$$\langle k^2 \rangle = c \sum_{k=0}^{\infty} k^2 k^{-\gamma}$$

### Basics

- Definitions
- How to build
- Some visual examples

### Structure

- Clustering
- Degree distributions
- Configuration model
- Largest component

### Generating Functions

- Definitions
- Basic Properties
- Giant Component Condition
- Component sizes
- Useful results
- Size of the Giant Component
- Average Component Size

### References

# Giant component

## Random networks with skewed $P_k$ :

- ▶ e.g, if  $P_k = ck^{-\gamma}$  with  $2 < \gamma < 3$  then

$$\langle k^2 \rangle = c \sum_{k=0}^{\infty} k^2 k^{-\gamma}$$

$$\sim \int_{x=0}^{\infty} x^{2-\gamma} dx$$

### Basics

- Definitions
- How to build
- Some visual examples

### Structure

- Clustering
- Degree distributions
- Configuration model
- Largest component

### Generating Functions

- Definitions
- Basic Properties
- Giant Component Condition
- Component sizes
- Useful results
- Size of the Giant Component
- Average Component Size

### References

# Giant component

## Random networks with skewed $P_k$ :

- ▶ e.g, if  $P_k = ck^{-\gamma}$  with  $2 < \gamma < 3$  then

$$\begin{aligned}\langle k^2 \rangle &= c \sum_{k=0}^{\infty} k^2 k^{-\gamma} \\ &\sim \int_{x=0}^{\infty} x^{2-\gamma} dx \\ &\propto x^{3-\gamma} \Big|_{x=0}^{\infty}\end{aligned}$$

Basics

- Definitions
- How to build
- Some visual examples

Structure

- Clustering
- Degree distributions
- Configuration model
- Largest component

Generating Functions

- Definitions
- Basic Properties
- Giant Component Condition
- Component sizes
- Useful results
- Size of the Giant Component
- Average Component Size

References

# Giant component

## Random networks with skewed $P_k$ :

- ▶ e.g, if  $P_k = ck^{-\gamma}$  with  $2 < \gamma < 3$  then

$$\langle k^2 \rangle = c \sum_{k=0}^{\infty} k^2 k^{-\gamma}$$

$$\sim \int_{x=0}^{\infty} x^{2-\gamma} dx$$

$$\propto x^{3-\gamma} \Big|_{x=0}^{\infty} = \infty$$

## Basics

Definitions

How to build

Some visual examples

## Structure

Clustering

Degree distributions

Configuration model

Largest component

## Generating

## Functions

Definitions

Basic Properties

Giant Component Condition

Component sizes

Useful results

Size of the Giant

Component

Average Component Size

## References

# Giant component

## Random networks with skewed $P_k$ :

- ▶ e.g, if  $P_k = ck^{-\gamma}$  with  $2 < \gamma < 3$  then

$$\langle k^2 \rangle = c \sum_{k=0}^{\infty} k^2 k^{-\gamma}$$

$$\sim \int_{x=0}^{\infty} x^{2-\gamma} dx$$

$$\propto x^{3-\gamma} \Big|_{x=0}^{\infty} = \infty \quad (> \langle k \rangle).$$

## Basics

Definitions

How to build

Some visual examples

## Structure

Clustering

Degree distributions

Configuration model

Largest component

## Generating

## Functions

Definitions

Basic Properties

Giant Component Condition

Component sizes

Useful results

Size of the Giant

Component

Average Component Size

## References



# Giant component

## Random networks with skewed $P_k$ :

- ▶ e.g, if  $P_k = ck^{-\gamma}$  with  $2 < \gamma < 3$  then

$$\langle k^2 \rangle = c \sum_{k=0}^{\infty} k^2 k^{-\gamma}$$

$$\sim \int_{x=0}^{\infty} x^{2-\gamma} dx$$

$$\propto x^{3-\gamma} \Big|_{x=0}^{\infty} = \infty \quad (> \langle k \rangle).$$

- ▶ So giant component **always exists** for these kinds of networks.

### Basics

- Definitions
- How to build
- Some visual examples

### Structure

- Clustering
- Degree distributions
- Configuration model
- Largest component

### Generating Functions

- Definitions
- Basic Properties
- Giant Component Condition
- Component sizes
- Useful results
- Size of the Giant Component
- Average Component Size

### References

# Giant component

## Random networks with skewed $P_k$ :

- ▶ e.g, if  $P_k = ck^{-\gamma}$  with  $2 < \gamma < 3$  then

$$\langle k^2 \rangle = c \sum_{k=0}^{\infty} k^2 k^{-\gamma}$$

$$\sim \int_{x=0}^{\infty} x^{2-\gamma} dx$$

$$\propto x^{3-\gamma} \Big|_{x=0}^{\infty} = \infty \quad (> \langle k \rangle).$$

- ▶ So giant component **always exists** for these kinds of networks.
- ▶ Cutoff scaling is  $k^{-3}$ : if  $\gamma > 3$  then we have to look harder at  $\langle k \rangle_R$ .

## Basics

- Definitions
- How to build
- Some visual examples

## Structure

- Clustering
- Degree distributions
- Configuration model
- Largest component

## Generating Functions

- Definitions
- Basic Properties
- Giant Component Condition
- Component sizes
- Useful results
- Size of the Giant Component
- Average Component Size

## References

# Giant component

And how big is the largest component?

- ▶ Define  $S_1$  as the size of the largest component.

## Basics

- Definitions
- How to build
- Some visual examples

## Structure

- Clustering
- Degree distributions
- Configuration model
- Largest component

## Generating Functions

- Definitions
- Basic Properties
- Giant Component Condition
- Component sizes
- Useful results
- Size of the Giant Component
- Average Component Size

## References

# Giant component

## And how big is the largest component?

- ▶ Define  $S_1$  as the **size of the largest component**.
- ▶ Consider an infinite ER random network with average degree  $\langle k \rangle$ .

### Basics

- Definitions
- How to build
- Some visual examples

### Structure

- Clustering
- Degree distributions
- Configuration model
- Largest component

### Generating Functions

- Definitions
- Basic Properties
- Giant Component Condition
- Component sizes
- Useful results
- Size of the Giant Component
- Average Component Size

### References

# Giant component

## And how big is the largest component?

- ▶ Define  $S_1$  as the **size of the largest component**.
- ▶ Consider an infinite ER random network with average degree  $\langle k \rangle$ .
- ▶ Let's find  $S_1$  with a back-of-the-envelope argument.

Basics

- Definitions
- How to build
- Some visual examples

Structure

- Clustering
- Degree distributions
- Configuration model
- Largest component

Generating Functions

- Definitions
- Basic Properties
- Giant Component Condition
- Component sizes
- Useful results
- Size of the Giant Component
- Average Component Size

References

# Giant component

## And how big is the largest component?

- ▶ Define  $S_1$  as the **size of the largest component**.
- ▶ Consider an infinite ER random network with average degree  $\langle k \rangle$ .
- ▶ Let's find  $S_1$  with a back-of-the-envelope argument.
- ▶ Define  $\delta$  as the probability that a randomly chosen node **does not** belong to the largest component.

Basics

- Definitions
- How to build
- Some visual examples

Structure

- Clustering
- Degree distributions
- Configuration model
- Largest component

Generating Functions

- Definitions
- Basic Properties
- Giant Component Condition
- Component sizes
- Useful results
- Size of the Giant Component
- Average Component Size

References

# Giant component

## And how big is the largest component?

- ▶ Define  $S_1$  as the **size of the largest component**.
- ▶ Consider an infinite ER random network with average degree  $\langle k \rangle$ .
- ▶ Let's find  $S_1$  with a back-of-the-envelope argument.
- ▶ Define  $\delta$  as the probability that a randomly chosen node **does not** belong to the largest component.
- ▶ Simple connection:  $\delta = 1 - S_1$ .

### Basics

- Definitions
- How to build
- Some visual examples

### Structure

- Clustering
- Degree distributions
- Configuration model
- Largest component

### Generating Functions

- Definitions
- Basic Properties
- Giant Component Condition
- Component sizes
- Useful results
- Size of the Giant Component
- Average Component Size

### References

# Giant component

## And how big is the largest component?

- ▶ Define  $S_1$  as the **size of the largest component**.
- ▶ Consider an infinite ER random network with average degree  $\langle k \rangle$ .
- ▶ Let's find  $S_1$  with a back-of-the-envelope argument.
- ▶ Define  $\delta$  as the probability that a randomly chosen node **does not** belong to the largest component.
- ▶ Simple connection:  $\delta = 1 - S_1$ .
- ▶ **Dirty trick**: If a randomly chosen node is not part of the largest component, then none of its neighbors are.

Basics

Definitions

How to build

Some visual examples

Structure

Clustering

Degree distributions

Configuration model

Largest component

Generating

Functions

Definitions

Basic Properties

Giant Component Condition

Component sizes

Useful results

Size of the Giant

Component

Average Component Size

References



# Giant component

## And how big is the largest component?

- ▶ Define  $S_1$  as the **size of the largest component**.
- ▶ Consider an infinite ER random network with average degree  $\langle k \rangle$ .
- ▶ Let's find  $S_1$  with a back-of-the-envelope argument.
- ▶ Define  $\delta$  as the probability that a randomly chosen node **does not** belong to the largest component.
- ▶ Simple connection:  $\delta = 1 - S_1$ .
- ▶ **Dirty trick**: If a randomly chosen node is not part of the largest component, then none of its neighbors are.
- ▶ So

$$\delta = \sum_{k=0}^{\infty} P_k \delta^k$$

Basics

- Definitions
- How to build
- Some visual examples

Structure

- Clustering
- Degree distributions
- Configuration model
- Largest component

Generating Functions

- Definitions
- Basic Properties
- Giant Component Condition
- Component sizes
- Useful results
- Size of the Giant Component
- Average Component Size

References

# Giant component

## And how big is the largest component?

- ▶ Define  $S_1$  as the **size of the largest component**.
- ▶ Consider an infinite ER random network with average degree  $\langle k \rangle$ .
- ▶ Let's find  $S_1$  with a back-of-the-envelope argument.
- ▶ Define  $\delta$  as the probability that a randomly chosen node **does not** belong to the largest component.
- ▶ Simple connection:  $\delta = 1 - S_1$ .
- ▶ **Dirty trick**: If a randomly chosen node is not part of the largest component, then none of its neighbors are.
- ▶ So

$$\delta = \sum_{k=0}^{\infty} P_k \delta^k$$

- ▶ Substitute in Poisson distribution...

Basics

- Definitions
- How to build
- Some visual examples

Structure

- Clustering
- Degree distributions
- Configuration model
- Largest component

Generating Functions

- Definitions
- Basic Properties
- Giant Component Condition
- Component sizes
- Useful results
- Size of the Giant Component
- Average Component Size

References

# Giant component

- ▶ Carrying on:

$$\delta = \sum_{k=0}^{\infty} P_k \delta^k$$

## Basics

- Definitions
- How to build
- Some visual examples

## Structure

- Clustering
- Degree distributions
- Configuration model
- Largest component

## Generating Functions

- Definitions
- Basic Properties
- Giant Component Condition
- Component sizes
- Useful results
- Size of the Giant Component
- Average Component Size

## References

# Giant component

- ▶ Carrying on:

$$\delta = \sum_{k=0}^{\infty} P_k \delta^k = \sum_{k=0}^{\infty} \frac{\langle k \rangle^k}{k!} e^{-\langle k \rangle} \delta^k$$

## Basics

- Definitions
- How to build
- Some visual examples

## Structure

- Clustering
- Degree distributions
- Configuration model
- Largest component

## Generating Functions

- Definitions
- Basic Properties
- Giant Component Condition
- Component sizes
- Useful results
- Size of the Giant Component
- Average Component Size

## References

# Giant component

- ▶ Carrying on:

$$\begin{aligned}\delta &= \sum_{k=0}^{\infty} P_k \delta^k = \sum_{k=0}^{\infty} \frac{\langle k \rangle^k}{k!} e^{-\langle k \rangle} \delta^k \\ &= e^{-\langle k \rangle} \sum_{k=0}^{\infty} \frac{(\langle k \rangle \delta)^k}{k!}\end{aligned}$$

Basics

- Definitions
- How to build
- Some visual examples

Structure

- Clustering
- Degree distributions
- Configuration model
- Largest component

Generating Functions

- Definitions
- Basic Properties
- Giant Component Condition
- Component sizes
- Useful results
- Size of the Giant Component
- Average Component Size

References

# Giant component

► Carrying on:

$$\begin{aligned}\delta &= \sum_{k=0}^{\infty} P_k \delta^k = \sum_{k=0}^{\infty} \frac{\langle k \rangle^k}{k!} e^{-\langle k \rangle} \delta^k \\ &= e^{-\langle k \rangle} \sum_{k=0}^{\infty} \frac{(\langle k \rangle \delta)^k}{k!} \\ &= e^{-\langle k \rangle} e^{\langle k \rangle \delta}\end{aligned}$$

## Basics

- Definitions
- How to build
- Some visual examples

## Structure

- Clustering
- Degree distributions
- Configuration model
- Largest component

## Generating Functions

- Definitions
- Basic Properties
- Giant Component Condition
- Component sizes
- Useful results
- Size of the Giant Component
- Average Component Size

## References

# Giant component

► Carrying on:

$$\begin{aligned}\delta &= \sum_{k=0}^{\infty} P_k \delta^k = \sum_{k=0}^{\infty} \frac{\langle k \rangle^k}{k!} e^{-\langle k \rangle} \delta^k \\ &= e^{-\langle k \rangle} \sum_{k=0}^{\infty} \frac{(\langle k \rangle \delta)^k}{k!} \\ &= e^{-\langle k \rangle} e^{\langle k \rangle \delta} = e^{-\langle k \rangle (1-\delta)}.\end{aligned}$$

## Basics

- Definitions
- How to build
- Some visual examples

## Structure

- Clustering
- Degree distributions
- Configuration model
- Largest component

## Generating Functions

- Definitions
- Basic Properties
- Giant Component Condition
- Component sizes
- Useful results
- Size of the Giant Component
- Average Component Size

## References

# Giant component

- ▶ Carrying on:

$$\begin{aligned}\delta &= \sum_{k=0}^{\infty} P_k \delta^k = \sum_{k=0}^{\infty} \frac{\langle k \rangle^k}{k!} e^{-\langle k \rangle} \delta^k \\ &= e^{-\langle k \rangle} \sum_{k=0}^{\infty} \frac{(\langle k \rangle \delta)^k}{k!} \\ &= e^{-\langle k \rangle} e^{\langle k \rangle \delta} = e^{-\langle k \rangle (1-\delta)}.\end{aligned}$$

- ▶ Now substitute in  $\delta = 1 - S_1$  and rearrange to obtain:

$$S_1 = 1 - e^{-\langle k \rangle S_1}.$$

## Basics

- Definitions
- How to build
- Some visual examples

## Structure

- Clustering
- Degree distributions
- Configuration model
- Largest component

## Generating Functions

- Definitions
- Basic Properties
- Giant Component Condition
- Component sizes
- Useful results
- Size of the Giant Component
- Average Component Size

## References



# Giant component

- ▶ We can figure out some limits and details for  $S_1 = 1 - e^{-\langle k \rangle S_1}$ .

## Basics

- Definitions
- How to build
- Some visual examples

## Structure

- Clustering
- Degree distributions
- Configuration model
- Largest component

## Generating Functions

- Definitions
- Basic Properties
- Giant Component Condition
- Component sizes
- Useful results
- Size of the Giant Component
- Average Component Size

## References

# Giant component

- ▶ We can figure out some limits and details for  $S_1 = 1 - e^{-\langle k \rangle S_1}$ .
- ▶ First, we can write  $\langle k \rangle$  in terms of  $S_1$ :

$$\langle k \rangle = \frac{1}{S_1} \ln \frac{1}{1 - S_1}.$$

Basics

- Definitions
- How to build
- Some visual examples

Structure

- Clustering
- Degree distributions
- Configuration model
- Largest component

Generating Functions

- Definitions
- Basic Properties
- Giant Component Condition
- Component sizes
- Useful results
- Size of the Giant Component
- Average Component Size

References

# Giant component

- ▶ We can figure out some limits and details for  $S_1 = 1 - e^{-\langle k \rangle S_1}$ .
- ▶ First, we can write  $\langle k \rangle$  in terms of  $S_1$ :

$$\langle k \rangle = \frac{1}{S_1} \ln \frac{1}{1 - S_1}.$$

- ▶ As  $\langle k \rangle \rightarrow 0$ ,  $S_1 \rightarrow 0$ .

## Basics

- Definitions
- How to build
- Some visual examples

## Structure

- Clustering
- Degree distributions
- Configuration model
- Largest component

## Generating Functions

- Definitions
- Basic Properties
- Giant Component Condition
- Component sizes
- Useful results
- Size of the Giant Component
- Average Component Size

## References

# Giant component

- ▶ We can figure out some limits and details for  $S_1 = 1 - e^{-\langle k \rangle S_1}$ .
- ▶ First, we can write  $\langle k \rangle$  in terms of  $S_1$ :

$$\langle k \rangle = \frac{1}{S_1} \ln \frac{1}{1 - S_1}.$$

- ▶ As  $\langle k \rangle \rightarrow 0$ ,  $S_1 \rightarrow 0$ .
- ▶ As  $\langle k \rangle \rightarrow \infty$ ,  $S_1 \rightarrow 1$ .

## Basics

- Definitions
- How to build
- Some visual examples

## Structure

- Clustering
- Degree distributions
- Configuration model
- Largest component

## Generating Functions

- Definitions
- Basic Properties
- Giant Component Condition
- Component sizes
- Useful results
- Size of the Giant Component
- Average Component Size

## References

# Giant component

- ▶ We can figure out some limits and details for  $S_1 = 1 - e^{-\langle k \rangle S_1}$ .
- ▶ First, we can write  $\langle k \rangle$  in terms of  $S_1$ :

$$\langle k \rangle = \frac{1}{S_1} \ln \frac{1}{1 - S_1}.$$

- ▶ As  $\langle k \rangle \rightarrow 0$ ,  $S_1 \rightarrow 0$ .
- ▶ As  $\langle k \rangle \rightarrow \infty$ ,  $S_1 \rightarrow 1$ .
- ▶ Notice that at  $\langle k \rangle = 1$ , the critical point,  $S_1 = 0$ .

Basics

- Definitions
- How to build
- Some visual examples

Structure

- Clustering
- Degree distributions
- Configuration model
- Largest component

Generating Functions

- Definitions
- Basic Properties
- Giant Component Condition
- Component sizes
- Useful results
- Size of the Giant Component
- Average Component Size

References

# Giant component

- ▶ We can figure out some limits and details for  $S_1 = 1 - e^{-\langle k \rangle S_1}$ .
- ▶ First, we can write  $\langle k \rangle$  in terms of  $S_1$ :

$$\langle k \rangle = \frac{1}{S_1} \ln \frac{1}{1 - S_1}.$$

- ▶ As  $\langle k \rangle \rightarrow 0$ ,  $S_1 \rightarrow 0$ .
- ▶ As  $\langle k \rangle \rightarrow \infty$ ,  $S_1 \rightarrow 1$ .
- ▶ Notice that at  $\langle k \rangle = 1$ , the critical point,  $S_1 = 0$ .
- ▶ Only solvable for  $S > 0$  when  $\langle k \rangle > 1$ .

Basics

- Definitions
- How to build
- Some visual examples

Structure

- Clustering
- Degree distributions
- Configuration model
- Largest component

Generating Functions

- Definitions
- Basic Properties
- Giant Component Condition
- Component sizes
- Useful results
- Size of the Giant Component
- Average Component Size

References

- ▶ We can figure out some limits and details for  $S_1 = 1 - e^{-\langle k \rangle S_1}$ .
- ▶ First, we can write  $\langle k \rangle$  in terms of  $S_1$ :

$$\langle k \rangle = \frac{1}{S_1} \ln \frac{1}{1 - S_1}.$$

- ▶ As  $\langle k \rangle \rightarrow 0$ ,  $S_1 \rightarrow 0$ .
- ▶ As  $\langle k \rangle \rightarrow \infty$ ,  $S_1 \rightarrow 1$ .
- ▶ Notice that at  $\langle k \rangle = 1$ , the critical point,  $S_1 = 0$ .
- ▶ Only solvable for  $S > 0$  when  $\langle k \rangle > 1$ .
- ▶ Really a transcritical bifurcation <sup>[2]</sup>.

## Basics

- Definitions
- How to build
- Some visual examples

## Structure

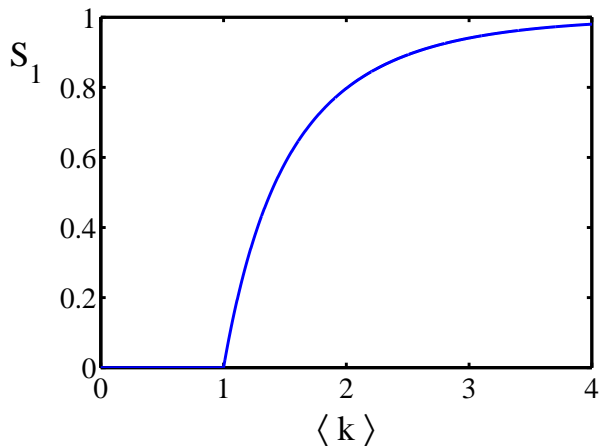
- Clustering
- Degree distributions
- Configuration model
- Largest component

## Generating Functions

- Definitions
- Basic Properties
- Giant Component Condition
- Component sizes
- Useful results
- Size of the Giant Component
- Average Component Size

## References

# Giant component



## Basics

- Definitions
- How to build
- Some visual examples

## Structure

- Clustering
- Degree distributions
- Configuration model
- Largest component

## Generating Functions

- Definitions
- Basic Properties
- Giant Component Condition
- Component sizes
- Useful results
- Size of the Giant Component
- Average Component Size

## References



# Giant component

Turns out we were lucky...

- ▶ Our dirty trick **only works for** ER random networks.

## Basics

- Definitions
- How to build
- Some visual examples

## Structure

- Clustering
- Degree distributions
- Configuration model
- Largest component

## Generating Functions

- Definitions
- Basic Properties
- Giant Component Condition
- Component sizes
- Useful results
- Size of the Giant Component
- Average Component Size

## References

# Giant component

Turns out we were lucky...

- ▶ Our dirty trick **only works for** ER random networks.
- ▶ **The problem:** We assumed that neighbors have the same probability  $\delta$  of belonging to the largest component.

## Basics

- Definitions
- How to build
- Some visual examples

## Structure

- Clustering
- Degree distributions
- Configuration model
- Largest component

## Generating Functions

- Definitions
- Basic Properties
- Giant Component Condition
- Component sizes
- Useful results
- Size of the Giant Component
- Average Component Size

## References

# Giant component

Turns out we were lucky...

- ▶ Our dirty trick **only works for** ER random networks.
- ▶ **The problem:** We assumed that neighbors have the same probability  $\delta$  of belonging to the largest component.
- ▶ But we know our friends are different from us...

## Basics

Definitions

How to build

Some visual examples

## Structure

Clustering

Degree distributions

Configuration model

Largest component

## Generating

### Functions

Definitions

Basic Properties

Giant Component Condition

Component sizes

Useful results

Size of the Giant

Component

Average Component Size

## References

Turns out we were lucky...

- ▶ Our dirty trick **only works for** ER random networks.
- ▶ **The problem:** We assumed that neighbors have the same probability  $\delta$  of belonging to the largest component.
- ▶ But we know our friends are different from us...
- ▶ Works for ER random networks because  $\langle k \rangle = \langle k \rangle_R$ .

Basics

- Definitions
- How to build
- Some visual examples

Structure

- Clustering
- Degree distributions
- Configuration model
- Largest component

Generating Functions

- Definitions
- Basic Properties
- Giant Component Condition
- Component sizes
- Useful results
- Size of the Giant Component
- Average Component Size

References

Turns out we were lucky...

- ▶ Our dirty trick **only works for** ER random networks.
- ▶ **The problem:** We assumed that neighbors have the same probability  $\delta$  of belonging to the largest component.
- ▶ But we know our friends are different from us...
- ▶ Works for ER random networks because  $\langle k \rangle = \langle k \rangle_R$ .
- ▶ We need a separate probability  $\delta'$  for the chance that a node **at the end of a random edge** is part of the largest component.

Basics

- Definitions
- How to build
- Some visual examples

Structure

- Clustering
- Degree distributions
- Configuration model
- Largest component

Generating Functions

- Definitions
- Basic Properties
- Giant Component Condition
- Component sizes
- Useful results
- Size of the Giant Component
- Average Component Size

References

Turns out we were lucky...

- ▶ Our dirty trick **only works for** ER random networks.
- ▶ **The problem:** We assumed that neighbors have the same probability  $\delta$  of belonging to the largest component.
- ▶ But we know our friends are different from us...
- ▶ Works for ER random networks because  $\langle k \rangle = \langle k \rangle_R$ .
- ▶ We need a separate probability  $\delta'$  for the chance that a node **at the end of a random edge** is part of the largest component.
- ▶ We can do this but we need to enhance our toolkit with **Generatingfunctionology**... [3]

Basics

- Definitions
- How to build
- Some visual examples

Structure

- Clustering
- Degree distributions
- Configuration model
- Largest component

Generating Functions

- Definitions
- Basic Properties
- Giant Component Condition
- Component sizes
- Useful results
- Size of the Giant Component
- Average Component Size

References

# Outline

## Basics

Definitions

How to build

Some visual examples

## Structure

Clustering

Degree distributions

Configuration model

Largest component

## Generating Functions

### Definitions

Basic Properties

Giant Component Condition

Component sizes

Useful results

Size of the Giant Component

Average Component Size

## References

### Basics

Definitions

How to build

Some visual examples

### Structure

Clustering

Degree distributions

Configuration model

Largest component

### Generating

### Functions

#### Definitions

Basic Properties

Giant Component Condition

Component sizes

Useful results

Size of the Giant

Component

Average Component Size

### References

# Generating functions

- ▶ **Idea:** Given a sequence  $a_0, a_1, a_2, \dots$ , associate each element with a distinct function or other mathematical object.

Basics

- Definitions
- How to build
- Some visual examples

Structure

- Clustering
- Degree distributions
- Configuration model
- Largest component

Generating Functions

Definitions

- Basic Properties
- Giant Component Condition
- Component sizes
- Useful results
- Size of the Giant Component
- Average Component Size

References



# Generating functions

- ▶ **Idea:** Given a sequence  $a_0, a_1, a_2, \dots$ , associate each element with a distinct function or other mathematical object.
- ▶ Well-chosen functions allow us to manipulate sequences and retrieve sequence elements.

Basics

- Definitions
- How to build
- Some visual examples

Structure

- Clustering
- Degree distributions
- Configuration model
- Largest component

Generating Functions

Definitions

- Basic Properties
- Giant Component Condition
- Component sizes
- Useful results
- Size of the Giant Component
- Average Component Size

References

# Generating functions

- ▶ **Idea:** Given a sequence  $a_0, a_1, a_2, \dots$ , associate each element with a distinct function or other mathematical object.
- ▶ Well-chosen functions allow us to manipulate sequences and retrieve sequence elements.

## Definition:

- ▶ The **generating function (g.f.)** for a sequence  $\{a_n\}$  is

$$F(x) = \sum_{n=0}^{\infty} a_n x^n.$$

### Basics

Definitions

How to build

Some visual examples

### Structure

Clustering

Degree distributions

Configuration model

Largest component

### Generating Functions

Definitions

Basic Properties

Giant Component Condition

Component sizes

Useful results

Size of the Giant

Component

Average Component Size

### References

# Generating functions

- ▶ **Idea:** Given a sequence  $a_0, a_1, a_2, \dots$ , associate each element with a distinct function or other mathematical object.
- ▶ Well-chosen functions allow us to manipulate sequences and retrieve sequence elements.

## Definition:

- ▶ The **generating function (g.f.)** for a sequence  $\{a_n\}$  is

$$F(x) = \sum_{n=0}^{\infty} a_n x^n.$$

- ▶ Roughly: transforms a vector in  $R^\infty$  into a function defined on  $R^1$ .

Basics

- Definitions
- How to build
- Some visual examples

Structure

- Clustering
- Degree distributions
- Configuration model
- Largest component

Generating Functions

- Definitions
- Basic Properties
- Giant Component Condition
- Component sizes
- Useful results
- Size of the Giant Component
- Average Component Size

References

# Generating functions

- ▶ **Idea:** Given a sequence  $a_0, a_1, a_2, \dots$ , associate each element with a distinct function or other mathematical object.
- ▶ Well-chosen functions allow us to manipulate sequences and retrieve sequence elements.

## Definition:

- ▶ The **generating function (g.f.)** for a sequence  $\{a_n\}$  is

$$F(x) = \sum_{n=0}^{\infty} a_n x^n.$$

- ▶ Roughly: transforms a vector in  $R^\infty$  into a function defined on  $R^1$ .
- ▶ Related to Fourier, Laplace, Mellin, ...

### Basics

- Definitions
- How to build
- Some visual examples

### Structure

- Clustering
- Degree distributions
- Configuration model
- Largest component

### Generating Functions

- Definitions
- Basic Properties
- Giant Component Condition
- Component sizes
- Useful results
- Size of the Giant Component
- Average Component Size

### References

# Example

- ▶ Take a degree distribution with exponential decay:

$$P_k = ce^{-\lambda k}$$

where  $c = 1 - e^{-\lambda}$ .

Basics

- Definitions
- How to build
- Some visual examples

Structure

- Clustering
- Degree distributions
- Configuration model
- Largest component

Generating Functions

- Definitions
- Basic Properties
- Giant Component Condition
- Component sizes
- Useful results
- Size of the Giant Component
- Average Component Size

References

# Example

- ▶ Take a degree distribution with exponential decay:

$$P_k = ce^{-\lambda k}$$

where  $c = 1 - e^{-\lambda}$ .

- ▶ The generating function for this distribution is

$$F(x) = \sum_{k=0}^{\infty} P_k x^k$$

Basics

- Definitions
- How to build
- Some visual examples

Structure

- Clustering
- Degree distributions
- Configuration model
- Largest component

Generating Functions

- Definitions
- Basic Properties
- Giant Component Condition
- Component sizes
- Useful results
- Size of the Giant Component
- Average Component Size

References

# Example

- ▶ Take a degree distribution with exponential decay:

$$P_k = ce^{-\lambda k}$$

where  $c = 1 - e^{-\lambda}$ .

- ▶ The generating function for this distribution is

$$F(x) = \sum_{k=0}^{\infty} P_k x^k = \sum_{k=0}^{\infty} ce^{-\lambda k} x^k$$

Basics

- Definitions
- How to build
- Some visual examples

Structure

- Clustering
- Degree distributions
- Configuration model
- Largest component

Generating Functions

- Definitions
- Basic Properties
- Giant Component Condition
- Component sizes
- Useful results
- Size of the Giant Component
- Average Component Size

References

# Example

- ▶ Take a degree distribution with exponential decay:

$$P_k = ce^{-\lambda k}$$

where  $c = 1 - e^{-\lambda}$ .

- ▶ The generating function for this distribution is

$$F(x) = \sum_{k=0}^{\infty} P_k x^k = \sum_{k=0}^{\infty} ce^{-\lambda k} x^k = \frac{c}{1 - xe^{-\lambda}}.$$

## Basics

- Definitions
- How to build
- Some visual examples

## Structure

- Clustering
- Degree distributions
- Configuration model
- Largest component

## Generating Functions

- Definitions
- Basic Properties
- Giant Component Condition
- Component sizes
- Useful results
- Size of the Giant Component
- Average Component Size

## References



# Example

- ▶ Take a degree distribution with exponential decay:

$$P_k = ce^{-\lambda k}$$

where  $c = 1 - e^{-\lambda}$ .

- ▶ The generating function for this distribution is

$$F(x) = \sum_{k=0}^{\infty} P_k x^k = \sum_{k=0}^{\infty} ce^{-\lambda k} x^k = \frac{c}{1 - xe^{-\lambda}}.$$

- ▶ Notice that  $F(1) = c/(1 - e^{-\lambda}) = 1$ .

## Basics

- Definitions
- How to build
- Some visual examples

## Structure

- Clustering
- Degree distributions
- Configuration model
- Largest component

## Generating Functions

- Definitions
- Basic Properties
- Giant Component Condition
- Component sizes
- Useful results
- Size of the Giant Component
- Average Component Size

## References

# Example

- ▶ Take a degree distribution with exponential decay:

$$P_k = ce^{-\lambda k}$$

where  $c = 1 - e^{-\lambda}$ .

- ▶ The generating function for this distribution is

$$F(x) = \sum_{k=0}^{\infty} P_k x^k = \sum_{k=0}^{\infty} ce^{-\lambda k} x^k = \frac{c}{1 - xe^{-\lambda}}.$$

- ▶ Notice that  $F(1) = c/(1 - e^{-\lambda}) = 1$ .
- ▶ For probability distributions, we must always have  $F(1) = 1$  since

$$F(1) = \sum_{k=0}^{\infty} P_k 1^k$$

## Basics

- Definitions
- How to build
- Some visual examples

## Structure

- Clustering
- Degree distributions
- Configuration model
- Largest component

## Generating Functions

- Definitions
- Basic Properties
- Giant Component Condition
- Component sizes
- Useful results
- Size of the Giant Component
- Average Component Size

## References

# Example

- ▶ Take a degree distribution with exponential decay:

$$P_k = ce^{-\lambda k}$$

where  $c = 1 - e^{-\lambda}$ .

- ▶ The generating function for this distribution is

$$F(x) = \sum_{k=0}^{\infty} P_k x^k = \sum_{k=0}^{\infty} ce^{-\lambda k} x^k = \frac{c}{1 - xe^{-\lambda}}.$$

- ▶ Notice that  $F(1) = c/(1 - e^{-\lambda}) = 1$ .
- ▶ For probability distributions, we must always have  $F(1) = 1$  since

$$F(1) = \sum_{k=0}^{\infty} P_k 1^k = \sum_{k=0}^{\infty} P_k$$

Basics

- Definitions
- How to build
- Some visual examples

Structure

- Clustering
- Degree distributions
- Configuration model
- Largest component

Generating Functions

- Definitions
- Basic Properties
- Giant Component Condition
- Component sizes
- Useful results
- Size of the Giant Component
- Average Component Size

References

# Example

- ▶ Take a degree distribution with exponential decay:

$$P_k = ce^{-\lambda k}$$

where  $c = 1 - e^{-\lambda}$ .

- ▶ The generating function for this distribution is

$$F(x) = \sum_{k=0}^{\infty} P_k x^k = \sum_{k=0}^{\infty} ce^{-\lambda k} x^k = \frac{c}{1 - xe^{-\lambda}}.$$

- ▶ Notice that  $F(1) = c/(1 - e^{-\lambda}) = 1$ .
- ▶ For probability distributions, we must always have  $F(1) = 1$  since

$$F(1) = \sum_{k=0}^{\infty} P_k 1^k = \sum_{k=0}^{\infty} P_k = 1.$$

Basics

- Definitions
- How to build
- Some visual examples

Structure

- Clustering
- Degree distributions
- Configuration model
- Largest component

Generating Functions

- Definitions
- Basic Properties
- Giant Component Condition
- Component sizes
- Useful results
- Size of the Giant Component
- Average Component Size

References

# Outline

## Basics

Definitions

How to build

Some visual examples

## Structure

Clustering

Degree distributions

Configuration model

Largest component

## Generating Functions

Definitions

**Basic Properties**

Giant Component Condition

Component sizes

Useful results

Size of the Giant Component

Average Component Size

## References

### Basics

Definitions

How to build

Some visual examples

### Structure

Clustering

Degree distributions

Configuration model

Largest component

### Generating

### Functions

Definitions

#### Basic Properties

Giant Component Condition

Component sizes

Useful results

Size of the Giant

Component

Average Component Size

### References

# Properties of generating functions

- ▶ Average degree:

$$\langle k \rangle = \sum_{k=0}^{\infty} kP_k$$

## Basics

- Definitions
- How to build
- Some visual examples

## Structure

- Clustering
- Degree distributions
- Configuration model
- Largest component

## Generating Functions

- Definitions
- Basic Properties**
- Giant Component Condition
- Component sizes
- Useful results
- Size of the Giant Component
- Average Component Size

## References

# Properties of generating functions

- ▶ Average degree:

$$\langle k \rangle = \sum_{k=0}^{\infty} kP_k = \sum_{k=0}^{\infty} kP_k x^{k-1} \Big|_{x=1}$$

## Basics

- Definitions
- How to build
- Some visual examples

## Structure

- Clustering
- Degree distributions
- Configuration model
- Largest component

## Generating Functions

- Definitions
- Basic Properties**
- Giant Component Condition
- Component sizes
- Useful results
- Size of the Giant Component
- Average Component Size

## References

# Properties of generating functions

- ▶ Average degree:

$$\begin{aligned}\langle k \rangle &= \sum_{k=0}^{\infty} k P_k = \sum_{k=0}^{\infty} k P_k x^{k-1} \Big|_{x=1} \\ &= \frac{d}{dx} F(x) \Big|_{x=1}\end{aligned}$$

## Basics

- Definitions
- How to build
- Some visual examples

## Structure

- Clustering
- Degree distributions
- Configuration model
- Largest component

## Generating Functions

- Definitions
- Basic Properties**
- Giant Component Condition
- Component sizes
- Useful results
- Size of the Giant Component
- Average Component Size

## References



# Properties of generating functions

- ▶ Average degree:

$$\begin{aligned}\langle k \rangle &= \sum_{k=0}^{\infty} kP_k = \sum_{k=0}^{\infty} kP_k x^{k-1} \Big|_{x=1} \\ &= \frac{d}{dx} F(x) \Big|_{x=1} = F'(1)\end{aligned}$$

## Basics

- Definitions
- How to build
- Some visual examples

## Structure

- Clustering
- Degree distributions
- Configuration model
- Largest component

## Generating Functions

- Definitions
- Basic Properties**
- Giant Component Condition
- Component sizes
- Useful results
- Size of the Giant Component
- Average Component Size

## References

# Properties of generating functions

- ▶ Average degree:

$$\begin{aligned}\langle k \rangle &= \sum_{k=0}^{\infty} kP_k = \sum_{k=0}^{\infty} kP_k x^{k-1} \Big|_{x=1} \\ &= \frac{d}{dx} F(x) \Big|_{x=1} = F'(1)\end{aligned}$$

- ▶ In general, many calculations become simple, if a little abstract.

Basics

- Definitions
- How to build
- Some visual examples

Structure

- Clustering
- Degree distributions
- Configuration model
- Largest component

Generating Functions

- Definitions
- Basic Properties
  - Giant Component Condition
  - Component sizes
  - Useful results
  - Size of the Giant Component
  - Average Component Size

References

# Properties of generating functions

- ▶ Average degree:

$$\begin{aligned}\langle k \rangle &= \sum_{k=0}^{\infty} kP_k = \sum_{k=0}^{\infty} kP_k x^{k-1} \Big|_{x=1} \\ &= \frac{d}{dx} F(x) \Big|_{x=1} = F'(1)\end{aligned}$$

- ▶ In general, many calculations become simple, if a little abstract.
- ▶ For our exponential example:

$$F'(x) = \frac{(1 - e^{-\lambda})e^{-\lambda}}{(1 - xe^{-\lambda})^2}.$$

## Basics

- Definitions
- How to build
- Some visual examples

## Structure

- Clustering
- Degree distributions
- Configuration model
- Largest component

## Generating Functions

- Definitions
- Basic Properties
  - Giant Component Condition
  - Component sizes
  - Useful results
  - Size of the Giant Component
  - Average Component Size

## References

# Properties of generating functions

- ▶ Average degree:

$$\begin{aligned}\langle k \rangle &= \sum_{k=0}^{\infty} kP_k = \sum_{k=0}^{\infty} kP_k x^{k-1} \Big|_{x=1} \\ &= \frac{d}{dx} F(x) \Big|_{x=1} = F'(1)\end{aligned}$$

- ▶ In general, many calculations become simple, if a little abstract.
- ▶ For our exponential example:

$$F'(x) = \frac{(1 - e^{-\lambda})e^{-\lambda}}{(1 - xe^{-\lambda})^2}.$$

- ▶ So:

$$\langle k \rangle = F'(1) = \frac{e^{-\lambda}}{(1 - e^{-\lambda})}.$$

Basics

- Definitions
- How to build
- Some visual examples

Structure

- Clustering
- Degree distributions
- Configuration model
- Largest component

Generating Functions

- Definitions
- Basic Properties
  - Giant Component Condition
  - Component sizes
  - Useful results
  - Size of the Giant Component
  - Average Component Size

References

# Properties of generating functions

Useful pieces for probability distributions:

## Basics

Definitions

How to build

Some visual examples

## Structure

Clustering

Degree distributions

Configuration model

Largest component

## Generating Functions

Definitions

### Basic Properties

Giant Component Condition

Component sizes

Useful results

Size of the Giant Component

Average Component Size

## References

# Properties of generating functions

Useful pieces for probability distributions:

► Normalization:

$$F(1) = 1$$

## Basics

- Definitions
- How to build
- Some visual examples

## Structure

- Clustering
- Degree distributions
- Configuration model
- Largest component

## Generating Functions

- Definitions
- Basic Properties**
- Giant Component Condition
- Component sizes
- Useful results
- Size of the Giant Component
- Average Component Size

## References

# Properties of generating functions

Useful pieces for probability distributions:

- ▶ Normalization:

$$F(1) = 1$$

- ▶ First moment:

$$\langle k \rangle = F'(1)$$

## Basics

- Definitions
- How to build
- Some visual examples

## Structure

- Clustering
- Degree distributions
- Configuration model
- Largest component

## Generating Functions

- Definitions
- Basic Properties**
- Giant Component Condition
- Component sizes
- Useful results
- Size of the Giant Component
- Average Component Size

## References

# Properties of generating functions

Useful pieces for probability distributions:

- ▶ Normalization:

$$F(1) = 1$$

- ▶ First moment:

$$\langle k \rangle = F'(1)$$

- ▶ Higher moments:

$$\langle k^n \rangle = \left( x \frac{d}{dx} \right)^n F(x) \Big|_{x=1}$$

## Basics

- Definitions
- How to build
- Some visual examples

## Structure

- Clustering
- Degree distributions
- Configuration model
- Largest component

## Generating Functions

- Definitions
- Basic Properties**
- Giant Component Condition
- Component sizes
- Useful results
- Size of the Giant Component
- Average Component Size

## References



# Properties of generating functions

Useful pieces for probability distributions:

- ▶ Normalization:

$$F(1) = 1$$

- ▶ First moment:

$$\langle k \rangle = F'(1)$$

- ▶ Higher moments:

$$\langle k^n \rangle = \left( x \frac{d}{dx} \right)^n F(x) \Big|_{x=1}$$

- ▶  $k$ th element of sequence (general):

$$P_k = \frac{1}{k!} \frac{d^k}{dx^k} F(x) \Big|_{x=0}$$

## Basics

- Definitions
- How to build
- Some visual examples

## Structure

- Clustering
- Degree distributions
- Configuration model
- Largest component

## Generating Functions

- Definitions
- Basic Properties**
- Giant Component Condition
- Component sizes
- Useful results
- Size of the Giant Component
- Average Component Size

## References

# Outline

## Basics

Definitions

How to build

Some visual examples

## Structure

Clustering

Degree distributions

Configuration model

Largest component

## Generating Functions

Definitions

Basic Properties

**Giant Component Condition**

Component sizes

Useful results

Size of the Giant Component

Average Component Size

## References

### Basics

Definitions

How to build

Some visual examples

### Structure

Clustering

Degree distributions

Configuration model

Largest component

### Generating

#### Functions

Definitions

Basic Properties

**Giant Component Condition**

Component sizes

Useful results

Size of the Giant

Component

Average Component Size

### References

# Edge-degree distribution

- ▶ Recall our condition for a giant component:

$$\langle k \rangle_R = \frac{\langle k^2 \rangle - \langle k \rangle}{\langle k \rangle} > 1.$$

Basics

- Definitions
- How to build
- Some visual examples

Structure

- Clustering
- Degree distributions
- Configuration model
- Largest component

Generating Functions

- Definitions
- Basic Properties
- Giant Component Condition**
- Component sizes
- Useful results
- Size of the Giant Component
- Average Component Size

References

# Edge-degree distribution

- ▶ Recall our condition for a giant component:

$$\langle k \rangle_R = \frac{\langle k^2 \rangle - \langle k \rangle}{\langle k \rangle} > 1.$$

- ▶ Let's reexpress our condition in terms of generating functions.

Basics

- Definitions
- How to build
- Some visual examples

Structure

- Clustering
- Degree distributions
- Configuration model
- Largest component

Generating Functions

- Definitions
- Basic Properties
- Giant Component Condition**
- Component sizes
- Useful results
- Size of the Giant Component
- Average Component Size

References

# Edge-degree distribution

- ▶ Recall our condition for a giant component:

$$\langle k \rangle_R = \frac{\langle k^2 \rangle - \langle k \rangle}{\langle k \rangle} > 1.$$

- ▶ Let's reexpress our condition in terms of generating functions.
- ▶ We first need the g.f. for  $R_k$ .

Basics

- Definitions
- How to build
- Some visual examples

Structure

- Clustering
- Degree distributions
- Configuration model
- Largest component

Generating Functions

- Definitions
- Basic Properties
- Giant Component Condition
- Component sizes
- Useful results
- Size of the Giant Component
- Average Component Size

References

# Edge-degree distribution

- ▶ Recall our condition for a giant component:

$$\langle k \rangle_R = \frac{\langle k^2 \rangle - \langle k \rangle}{\langle k \rangle} > 1.$$

- ▶ Let's reexpress our condition in terms of generating functions.
- ▶ We first need the g.f. for  $R_k$ .
- ▶ We'll now use this notation:

Basics

- Definitions
- How to build
- Some visual examples

Structure

- Clustering
- Degree distributions
- Configuration model
- Largest component

Generating Functions

- Definitions
- Basic Properties
- Giant Component Condition
- Component sizes
- Useful results
- Size of the Giant Component
- Average Component Size

References

# Edge-degree distribution

- ▶ Recall our condition for a giant component:

$$\langle k \rangle_R = \frac{\langle k^2 \rangle - \langle k \rangle}{\langle k \rangle} > 1.$$

- ▶ Let's reexpress our condition in terms of generating functions.
- ▶ We first need the g.f. for  $R_k$ .
- ▶ We'll now use this notation:

$F_P(x)$  is the g.f. for  $P_k$ .

Basics

- Definitions
- How to build
- Some visual examples

Structure

- Clustering
- Degree distributions
- Configuration model
- Largest component

Generating Functions

- Definitions
- Basic Properties
- Giant Component Condition
- Component sizes
- Useful results
- Size of the Giant Component
- Average Component Size

References

# Edge-degree distribution

- ▶ Recall our condition for a giant component:

$$\langle k \rangle_R = \frac{\langle k^2 \rangle - \langle k \rangle}{\langle k \rangle} > 1.$$

- ▶ Let's reexpress our condition in terms of generating functions.
- ▶ We first need the g.f. for  $R_k$ .
- ▶ We'll now use this notation:

$F_P(x)$  is the g.f. for  $P_k$ .

$F_R(x)$  is the g.f. for  $R_k$ .

Basics

- Definitions
- How to build
- Some visual examples

Structure

- Clustering
- Degree distributions
- Configuration model
- Largest component

Generating Functions

- Definitions
- Basic Properties
- Giant Component Condition
- Component sizes
- Useful results
- Size of the Giant Component
- Average Component Size

References



# Edge-degree distribution

- ▶ Recall our condition for a giant component:

$$\langle k \rangle_R = \frac{\langle k^2 \rangle - \langle k \rangle}{\langle k \rangle} > 1.$$

- ▶ Let's reexpress our condition in terms of generating functions.
- ▶ We first need the g.f. for  $R_k$ .
- ▶ We'll now use this notation:

$F_P(x)$  is the g.f. for  $P_k$ .

$F_R(x)$  is the g.f. for  $R_k$ .

- ▶ Condition in terms of g.f. is:

$$\langle k \rangle_R = F'_R(1) > 1.$$

Basics

- Definitions
- How to build
- Some visual examples

Structure

- Clustering
- Degree distributions
- Configuration model
- Largest component

Generating Functions

- Definitions
- Basic Properties
- Giant Component Condition
- Component sizes
- Useful results
- Size of the Giant Component
- Average Component Size

References

# Edge-degree distribution

- ▶ Recall our condition for a giant component:

$$\langle k \rangle_R = \frac{\langle k^2 \rangle - \langle k \rangle}{\langle k \rangle} > 1.$$

- ▶ Let's reexpress our condition in terms of generating functions.
- ▶ We first need the g.f. for  $R_k$ .
- ▶ We'll now use this notation:

$F_P(x)$  is the g.f. for  $P_k$ .

$F_R(x)$  is the g.f. for  $R_k$ .

- ▶ Condition in terms of g.f. is:

$$\langle k \rangle_R = F'_R(1) > 1.$$

- ▶ Now find how  $F_R$  is related to  $F_P$ ...

Basics

- Definitions
- How to build
- Some visual examples

Structure

- Clustering
- Degree distributions
- Configuration model
- Largest component

Generating Functions

- Definitions
- Basic Properties
- Giant Component Condition
- Component sizes
- Useful results
- Size of the Giant Component
- Average Component Size

References

# Edge-degree distribution

► We have

$$F_R(x) = \sum_{k=0}^{\infty} R_k x^k$$

## Basics

- Definitions
- How to build
- Some visual examples

## Structure

- Clustering
- Degree distributions
- Configuration model
- Largest component

## Generating Functions

- Definitions
- Basic Properties
- Giant Component Condition
- Component sizes
- Useful results
- Size of the Giant Component
- Average Component Size

## References

# Edge-degree distribution

► We have

$$F_R(x) = \sum_{k=0}^{\infty} R_k x^k = \sum_{k=0}^{\infty} \frac{(k+1)P_{k+1}}{\langle k \rangle} x^k.$$

## Basics

- Definitions
- How to build
- Some visual examples

## Structure

- Clustering
- Degree distributions
- Configuration model
- Largest component

## Generating Functions

- Definitions
- Basic Properties
- Giant Component Condition
- Component sizes
- Useful results
- Size of the Giant Component
- Average Component Size

## References

# Edge-degree distribution

► We have

$$F_R(x) = \sum_{k=0}^{\infty} R_k x^k = \sum_{k=0}^{\infty} \frac{(k+1)P_{k+1}}{\langle k \rangle} x^k.$$

Shift index to  $j = k + 1$  and pull out  $\frac{1}{\langle k \rangle}$ :

Basics

- Definitions
- How to build
- Some visual examples

Structure

- Clustering
- Degree distributions
- Configuration model
- Largest component

Generating Functions

- Definitions
- Basic Properties
- Giant Component Condition
- Component sizes
- Useful results
- Size of the Giant Component
- Average Component Size

References

# Edge-degree distribution

- ▶ We have

$$F_R(x) = \sum_{k=0}^{\infty} R_k x^k = \sum_{k=0}^{\infty} \frac{(k+1)P_{k+1}}{\langle k \rangle} x^k.$$

Shift index to  $j = k + 1$  and pull out  $\frac{1}{\langle k \rangle}$ :

$$F_R(x) = \frac{1}{\langle k \rangle} \sum_{j=1}^{\infty} jP_j x^{j-1}$$

Basics

- Definitions
- How to build
- Some visual examples

Structure

- Clustering
- Degree distributions
- Configuration model
- Largest component

Generating Functions

- Definitions
- Basic Properties
- Giant Component Condition
- Component sizes
- Useful results
- Size of the Giant Component
- Average Component Size

References

# Edge-degree distribution

- ▶ We have

$$F_R(x) = \sum_{k=0}^{\infty} R_k x^k = \sum_{k=0}^{\infty} \frac{(k+1)P_{k+1}}{\langle k \rangle} x^k.$$

Shift index to  $j = k + 1$  and pull out  $\frac{1}{\langle k \rangle}$ :

$$F_R(x) = \frac{1}{\langle k \rangle} \sum_{j=1}^{\infty} j P_j x^{j-1} = \frac{1}{\langle k \rangle} \sum_{j=1}^{\infty} P_j \frac{d}{dx} x^j$$

Basics

- Definitions
- How to build
- Some visual examples

Structure

- Clustering
- Degree distributions
- Configuration model
- Largest component

Generating Functions

- Definitions
- Basic Properties
- Giant Component Condition
- Component sizes
- Useful results
- Size of the Giant Component
- Average Component Size

References

# Edge-degree distribution

- ▶ We have

$$F_R(x) = \sum_{k=0}^{\infty} R_k x^k = \sum_{k=0}^{\infty} \frac{(k+1)P_{k+1}}{\langle k \rangle} x^k.$$

Shift index to  $j = k + 1$  and pull out  $\frac{1}{\langle k \rangle}$ :

$$\begin{aligned} F_R(x) &= \frac{1}{\langle k \rangle} \sum_{j=1}^{\infty} j P_j x^{j-1} = \frac{1}{\langle k \rangle} \sum_{j=1}^{\infty} P_j \frac{d}{dx} x^j \\ &= \frac{1}{\langle k \rangle} \frac{d}{dx} \sum_{j=1}^{\infty} P_j x^j \end{aligned}$$

## Basics

- Definitions
- How to build
- Some visual examples

## Structure

- Clustering
- Degree distributions
- Configuration model
- Largest component

## Generating Functions

- Definitions
- Basic Properties
- Giant Component Condition
- Component sizes
- Useful results
- Size of the Giant Component
- Average Component Size

## References



# Edge-degree distribution

- ▶ We have

$$F_R(x) = \sum_{k=0}^{\infty} R_k x^k = \sum_{k=0}^{\infty} \frac{(k+1)P_{k+1}}{\langle k \rangle} x^k.$$

Shift index to  $j = k + 1$  and pull out  $\frac{1}{\langle k \rangle}$ :

$$\begin{aligned} F_R(x) &= \frac{1}{\langle k \rangle} \sum_{j=1}^{\infty} j P_j x^{j-1} = \frac{1}{\langle k \rangle} \sum_{j=1}^{\infty} P_j \frac{d}{dx} x^j \\ &= \frac{1}{\langle k \rangle} \frac{d}{dx} \sum_{j=1}^{\infty} P_j x^j = \frac{1}{\langle k \rangle} \frac{d}{dx} (F_P(x) - P_0) \end{aligned}$$

## Basics

- Definitions
- How to build
- Some visual examples

## Structure

- Clustering
- Degree distributions
- Configuration model
- Largest component

## Generating Functions

- Definitions
- Basic Properties
- Giant Component Condition
- Component sizes
- Useful results
- Size of the Giant Component
- Average Component Size

## References

# Edge-degree distribution

- ▶ We have

$$F_R(x) = \sum_{k=0}^{\infty} R_k x^k = \sum_{k=0}^{\infty} \frac{(k+1)P_{k+1}}{\langle k \rangle} x^k.$$

Shift index to  $j = k + 1$  and pull out  $\frac{1}{\langle k \rangle}$ :

$$\begin{aligned} F_R(x) &= \frac{1}{\langle k \rangle} \sum_{j=1}^{\infty} j P_j x^{j-1} = \frac{1}{\langle k \rangle} \sum_{j=1}^{\infty} P_j \frac{d}{dx} x^j \\ &= \frac{1}{\langle k \rangle} \frac{d}{dx} \sum_{j=1}^{\infty} P_j x^j = \frac{1}{\langle k \rangle} \frac{d}{dx} (F_P(x) - P_0) = \frac{1}{\langle k \rangle} F'_P(x). \end{aligned}$$

## Basics

- Definitions
- How to build
- Some visual examples

## Structure

- Clustering
- Degree distributions
- Configuration model
- Largest component

## Generating Functions

- Definitions
- Basic Properties
- Giant Component Condition
- Component sizes
- Useful results
- Size of the Giant Component
- Average Component Size

## References

# Edge-degree distribution

- ▶ We have

$$F_R(x) = \sum_{k=0}^{\infty} R_k x^k = \sum_{k=0}^{\infty} \frac{(k+1)P_{k+1}}{\langle k \rangle} x^k.$$

Shift index to  $j = k + 1$  and pull out  $\frac{1}{\langle k \rangle}$ :

$$\begin{aligned} F_R(x) &= \frac{1}{\langle k \rangle} \sum_{j=1}^{\infty} j P_j x^{j-1} = \frac{1}{\langle k \rangle} \sum_{j=1}^{\infty} P_j \frac{d}{dx} x^j \\ &= \frac{1}{\langle k \rangle} \frac{d}{dx} \sum_{j=1}^{\infty} P_j x^j = \frac{1}{\langle k \rangle} \frac{d}{dx} (F_P(x) - P_0) = \frac{1}{\langle k \rangle} F'_P(x). \end{aligned}$$

Finally, since  $\langle k \rangle = F'_P(1)$ ,

$$F_R(x) = \frac{F'_P(x)}{F'_P(1)}$$

Basics

- Definitions
- How to build
- Some visual examples

Structure

- Clustering
- Degree distributions
- Configuration model
- Largest component

Generating Functions

- Definitions
- Basic Properties
- Giant Component Condition
- Component sizes
- Useful results
- Size of the Giant Component
- Average Component Size

References

- ▶ Recall giant component condition is  $\langle k \rangle_R = F'_R(1) > 1$ .

### Basics

- Definitions
- How to build
- Some visual examples

### Structure

- Clustering
- Degree distributions
- Configuration model
- Largest component

### Generating Functions

- Definitions
- Basic Properties
- Giant Component Condition**
- Component sizes
- Useful results
- Size of the Giant Component
- Average Component Size

### References

- ▶ Recall giant component condition is  $\langle k \rangle_R = F'_R(1) > 1$ .
- ▶ Since we have  $F_R(x) = F'_P(x)/F'_P(1)$ ,

### Basics

- Definitions
- How to build
- Some visual examples

### Structure

- Clustering
- Degree distributions
- Configuration model
- Largest component

### Generating Functions

- Definitions
- Basic Properties
- Giant Component Condition
- Component sizes
- Useful results
- Size of the Giant Component
- Average Component Size

### References

# Edge-degree distribution

- ▶ Recall giant component condition is  $\langle k \rangle_R = F'_R(1) > 1$ .
- ▶ Since we have  $F_R(x) = F'_P(x)/F'_P(1)$ ,

$$F'_R(x) = \frac{F''_P(x)}{F'_P(1)}.$$

Basics

- Definitions
- How to build
- Some visual examples

Structure

- Clustering
- Degree distributions
- Configuration model
- Largest component

Generating Functions

- Definitions
- Basic Properties
- Giant Component Condition
- Component sizes
- Useful results
- Size of the Giant Component
- Average Component Size

References

# Edge-degree distribution

- ▶ Recall giant component condition is  $\langle k \rangle_R = F'_R(1) > 1$ .
- ▶ Since we have  $F_R(x) = F'_P(x)/F'_P(1)$ ,

$$F'_R(x) = \frac{F''_P(x)}{F'_P(1)}.$$

- ▶ Setting  $x = 1$ , our condition becomes

$$\frac{F''_P(1)}{F'_P(1)} > 1$$

Basics

- Definitions
- How to build
- Some visual examples

Structure

- Clustering
- Degree distributions
- Configuration model
- Largest component

Generating Functions

- Definitions
- Basic Properties
- Giant Component Condition
- Component sizes
- Useful results
- Size of the Giant Component
- Average Component Size

References

# Outline

## Basics

Definitions

How to build

Some visual examples

## Structure

Clustering

Degree distributions

Configuration model

Largest component

## Generating Functions

Definitions

Basic Properties

Giant Component Condition

**Component sizes**

Useful results

Size of the Giant Component

Average Component Size

## References

### Basics

Definitions

How to build

Some visual examples

### Structure

Clustering

Degree distributions

Configuration model

Largest component

### Generating

### Functions

Definitions

Basic Properties

Giant Component Condition

**Component sizes**

Useful results

Size of the Giant

Component

Average Component Size

### References



# Size distributions

To figure out the **size of the largest component** ( $S_1$ ), we need more resolution on component sizes.

## Basics

- Definitions
- How to build
- Some visual examples

## Structure

- Clustering
- Degree distributions
- Configuration model
- Largest component

## Generating Functions

- Definitions
- Basic Properties
- Giant Component Condition
- Component sizes**
- Useful results
- Size of the Giant Component
- Average Component Size

## References

# Size distributions

To figure out the **size of the largest component** ( $S_1$ ), we need more resolution on component sizes.

## Definitions:

- ▶  $\pi_n$  = probability that a random node belongs to a finite component of size  $n < \infty$ .

### Basics

- Definitions
- How to build
- Some visual examples

### Structure

- Clustering
- Degree distributions
- Configuration model
- Largest component

### Generating Functions

- Definitions
- Basic Properties
- Giant Component Condition
- Component sizes**
- Useful results
- Size of the Giant Component
- Average Component Size

### References

# Size distributions

To figure out the **size of the largest component** ( $S_1$ ), we need more resolution on component sizes.

## Definitions:

- ▶  $\pi_n$  = probability that a random node belongs to a finite component of size  $n < \infty$ .
- ▶  $\rho_n$  = probability a random link leads to a finite subcomponent of size  $n < \infty$ .

### Basics

- Definitions
- How to build
- Some visual examples

### Structure

- Clustering
- Degree distributions
- Configuration model
- Largest component

### Generating Functions

- Definitions
- Basic Properties
- Giant Component Condition
- Component sizes**
- Useful results
- Size of the Giant Component
- Average Component Size

### References

# Size distributions

To figure out the **size of the largest component** ( $S_1$ ), we need more resolution on component sizes.

## Definitions:

- ▶  $\pi_n$  = probability that a random node belongs to a finite component of size  $n < \infty$ .
- ▶  $\rho_n$  = probability a random link leads to a finite subcomponent of size  $n < \infty$ .

## Local-global connection:

$$P_k, R_k \Leftrightarrow \pi_n, \rho_n$$

neighbors  $\Leftrightarrow$  components

### Basics

- Definitions
- How to build
- Some visual examples

### Structure

- Clustering
- Degree distributions
- Configuration model
- Largest component

### Generating Functions

- Definitions
- Basic Properties
- Giant Component Condition
- Component sizes**
- Useful results
- Size of the Giant Component
- Average Component Size

### References

# Size distributions

G.f.'s for component size distributions:

## Basics

Definitions

How to build

Some visual examples

## Structure

Clustering

Degree distributions

Configuration model

Largest component

## Generating Functions

Definitions

Basic Properties

Giant Component Condition

### Component sizes

Useful results

Size of the Giant Component

Average Component Size

## References

# Size distributions

G.f.'s for component size distributions:



$$F_{\pi}(x) = \sum_{n=0}^{\infty} \pi_n x^n \text{ and } F_{\rho}(x) = \sum_{n=0}^{\infty} \rho_n x^n$$

Basics

- Definitions
- How to build
- Some visual examples

Structure

- Clustering
- Degree distributions
- Configuration model
- Largest component

Generating Functions

- Definitions
- Basic Properties
- Giant Component Condition
- Component sizes**
- Useful results
- Size of the Giant Component
- Average Component Size

References

# Size distributions

G.f.'s for component size distributions:



$$F_{\pi}(x) = \sum_{n=0}^{\infty} \pi_n x^n \quad \text{and} \quad F_{\rho}(x) = \sum_{n=0}^{\infty} \rho_n x^n$$

The largest component:

- ▶ **Subtle key:**  $F_{\pi}(1)$  is the probability that a node belongs to a **finite** component.

## Basics

- Definitions
- How to build
- Some visual examples

## Structure

- Clustering
- Degree distributions
- Configuration model
- Largest component

## Generating

### Functions

- Definitions
- Basic Properties
- Giant Component Condition
- Component sizes
- Useful results
- Size of the Giant Component
- Average Component Size

## References

# Size distributions

G.f.'s for component size distributions:



$$F_{\pi}(x) = \sum_{n=0}^{\infty} \pi_n x^n \quad \text{and} \quad F_{\rho}(x) = \sum_{n=0}^{\infty} \rho_n x^n$$

The largest component:

- ▶ **Subtle key:**  $F_{\pi}(1)$  is the probability that a node belongs to a **finite** component.
- ▶ Therefore:  $S_1 = 1 - F_{\pi}(1)$ .

## Basics

- Definitions
- How to build
- Some visual examples

## Structure

- Clustering
- Degree distributions
- Configuration model
- Largest component

## Generating Functions

- Definitions
- Basic Properties
- Giant Component Condition
- Component sizes
- Useful results
- Size of the Giant Component
- Average Component Size

## References



# Size distributions

G.f.'s for component size distributions:



$$F_{\pi}(x) = \sum_{n=0}^{\infty} \pi_n x^n \quad \text{and} \quad F_{\rho}(x) = \sum_{n=0}^{\infty} \rho_n x^n$$

The largest component:

- ▶ **Subtle key:**  $F_{\pi}(1)$  is the probability that a node belongs to a **finite** component.
- ▶ Therefore:  $S_1 = 1 - F_{\pi}(1)$ .

Our mission, which we accept:

- ▶ Find the four generating functions

$$F_P, F_R, F_{\pi}, \text{ and } F_{\rho}.$$

## Basics

- Definitions
- How to build
- Some visual examples

## Structure

- Clustering
- Degree distributions
- Configuration model
- Largest component

## Generating Functions

- Definitions
- Basic Properties
- Giant Component Condition
- Component sizes
- Useful results
- Size of the Giant Component
- Average Component Size

## References

# Outline

## Basics

Definitions

How to build

Some visual examples

## Structure

Clustering

Degree distributions

Configuration model

Largest component

## Generating Functions

Definitions

Basic Properties

Giant Component Condition

Component sizes

**Useful results**

Size of the Giant Component

Average Component Size

## References

### Basics

Definitions

How to build

Some visual examples

### Structure

Clustering

Degree distributions

Configuration model

Largest component

### Generating

#### Functions

Definitions

Basic Properties

Giant Component Condition

Component sizes

**Useful results**

Size of the Giant

Component

Average Component Size

### References

# Useful results we'll need for g.f.'s

## Sneaky Result 1:

### Basics

Definitions

How to build

Some visual examples

### Structure

Clustering

Degree distributions

Configuration model

Largest component

### Generating Functions

Definitions

Basic Properties

Giant Component Condition

Component sizes

#### Useful results

Size of the Giant Component

Component

Average Component Size

### References

# Useful results we'll need for g.f.'s

## Sneaky Result 1:

- ▶ Consider two random variables  $U$  and  $V$  whose values may be  $0, 1, 2, \dots$

Basics

- Definitions
- How to build
- Some visual examples

Structure

- Clustering
- Degree distributions
- Configuration model
- Largest component

Generating Functions

- Definitions
- Basic Properties
- Giant Component Condition
- Component sizes
- Useful results**
- Size of the Giant Component
- Average Component Size

References

# Useful results we'll need for g.f.'s

## Sneaky Result 1:

- ▶ Consider two random variables  $U$  and  $V$  whose values may be  $0, 1, 2, \dots$
- ▶ Write probability distributions as  $U_k$  and  $V_k$  and g.f.'s as  $F_U$  and  $F_V$ .

Basics

- Definitions
- How to build
- Some visual examples

Structure

- Clustering
- Degree distributions
- Configuration model
- Largest component

Generating Functions

- Definitions
- Basic Properties
- Giant Component Condition
- Component sizes
- Useful results**
- Size of the Giant Component
- Average Component Size

References

# Useful results we'll need for g.f.'s

## Sneaky Result 1:

- ▶ Consider two random variables  $U$  and  $V$  whose values may be  $0, 1, 2, \dots$
- ▶ Write probability distributions as  $U_k$  and  $V_k$  and g.f.'s as  $F_U$  and  $F_V$ .
- ▶ **SR1**: If a third random variable is defined as

$$W = \sum_{i=1}^V U^{(i)} \text{ with each } U^{(i)} \stackrel{d}{=} U$$

Basics

- Definitions
- How to build
- Some visual examples

Structure

- Clustering
- Degree distributions
- Configuration model
- Largest component

Generating Functions

- Definitions
- Basic Properties
- Giant Component Condition
- Component sizes
- Useful results**
- Size of the Giant Component
- Average Component Size

References

# Useful results we'll need for g.f.'s

## Sneaky Result 1:

- ▶ Consider two random variables  $U$  and  $V$  whose values may be  $0, 1, 2, \dots$
- ▶ Write probability distributions as  $U_k$  and  $V_k$  and g.f.'s as  $F_U$  and  $F_V$ .
- ▶ **SR1**: If a third random variable is defined as

$$W = \sum_{i=1}^V U^{(i)} \text{ with each } U^{(i)} \stackrel{d}{=} U$$

then

$$F_W(x) = F_V(F_U(x))$$

Basics

- Definitions
- How to build
- Some visual examples

Structure

- Clustering
- Degree distributions
- Configuration model
- Largest component

Generating Functions

- Definitions
- Basic Properties
- Giant Component Condition
- Component sizes
- Useful results**
- Size of the Giant Component
- Average Component Size

References

# Proof of SN1:

Write probability that variable  $W$  has value  $k$  as  $W_k$ .

## Basics

Definitions

How to build

Some visual examples

## Structure

Clustering

Degree distributions

Configuration model

Largest component

## Generating Functions

Definitions

Basic Properties

Giant Component Condition

Component sizes

### Useful results

Size of the Giant Component

Component

Average Component Size

## References



# Proof of SN1:

Write probability that variable  $W$  has value  $k$  as  $W_k$ .

$$W_k = \sum_{j=0}^{\infty} V_j \times \Pr(\text{sum of } j \text{ draws of variable } U = k)$$

## Basics

- Definitions
- How to build
- Some visual examples

## Structure

- Clustering
- Degree distributions
- Configuration model
- Largest component

## Generating Functions

- Definitions
- Basic Properties
- Giant Component Condition
- Component sizes
- Useful results**
- Size of the Giant Component
- Average Component Size

## References

# Proof of SN1:

Write probability that variable  $W$  has value  $k$  as  $W_k$ .

$$W_k = \sum_{j=0}^{\infty} V_j \times \Pr(\text{sum of } j \text{ draws of variable } U = k)$$

$$= \sum_{j=0}^{\infty} V_j \sum_{\substack{\{i_1, i_2, \dots, i_j\} \\ i_1 + i_2 + \dots + i_j = k}} U_{i_1} U_{i_2} \cdots U_{i_j}$$

## Basics

- Definitions
- How to build
- Some visual examples

## Structure

- Clustering
- Degree distributions
- Configuration model
- Largest component

## Generating Functions

- Definitions
- Basic Properties
- Giant Component Condition
- Component sizes
- Useful results**
- Size of the Giant Component
- Average Component Size

## References

# Proof of SN1:

Write probability that variable  $W$  has value  $k$  as  $W_k$ .

$$W_k = \sum_{j=0}^{\infty} V_j \times \Pr(\text{sum of } j \text{ draws of variable } U = k)$$

$$= \sum_{j=0}^{\infty} V_j \sum_{\substack{\{i_1, i_2, \dots, i_j\} \\ i_1 + i_2 + \dots + i_j = k}} U_{i_1} U_{i_2} \cdots U_{i_j}$$

$$\therefore F_W(x) = \sum_{k=0}^{\infty} W_k x^k$$

## Basics

- Definitions
- How to build
- Some visual examples

## Structure

- Clustering
- Degree distributions
- Configuration model
- Largest component

## Generating Functions

- Definitions
- Basic Properties
- Giant Component Condition
- Component sizes
- Useful results**
- Size of the Giant Component
- Average Component Size

## References

# Proof of SN1:

Write probability that variable  $W$  has value  $k$  as  $W_k$ .

$$W_k = \sum_{j=0}^{\infty} V_j \times \Pr(\text{sum of } j \text{ draws of variable } U = k)$$

$$= \sum_{j=0}^{\infty} V_j \sum_{\substack{\{i_1, i_2, \dots, i_j\} \\ i_1 + i_2 + \dots + i_j = k}} U_{i_1} U_{i_2} \dots U_{i_j}$$

$$\therefore F_W(x) = \sum_{k=0}^{\infty} W_k x^k = \sum_{k=0}^{\infty} \sum_{j=0}^{\infty} V_j \sum_{\substack{\{i_1, i_2, \dots, i_j\} \\ i_1 + i_2 + \dots + i_j = k}} U_{i_1} U_{i_2} \dots U_{i_j} x^k$$

## Basics

- Definitions
- How to build
- Some visual examples

## Structure

- Clustering
- Degree distributions
- Configuration model
- Largest component

## Generating Functions

- Definitions
- Basic Properties
- Giant Component Condition
- Component sizes
- Useful results
- Size of the Giant Component
- Average Component Size

## References

# Proof of SN1:

Write probability that variable  $W$  has value  $k$  as  $W_k$ .

$$W_k = \sum_{j=0}^{\infty} V_j \times \Pr(\text{sum of } j \text{ draws of variable } U = k)$$

$$= \sum_{j=0}^{\infty} V_j \sum_{\substack{\{i_1, i_2, \dots, i_j\} \\ i_1 + i_2 + \dots + i_j = k}} U_{i_1} U_{i_2} \dots U_{i_j}$$

$$\therefore F_W(x) = \sum_{k=0}^{\infty} W_k x^k = \sum_{k=0}^{\infty} \sum_{j=0}^{\infty} V_j \sum_{\substack{\{i_1, i_2, \dots, i_j\} \\ i_1 + i_2 + \dots + i_j = k}} U_{i_1} U_{i_2} \dots U_{i_j} x^k$$

$$= \sum_{j=0}^{\infty} V_j \sum_{k=0}^{\infty}$$

Basics

- Definitions
- How to build
- Some visual examples

Structure

- Clustering
- Degree distributions
- Configuration model
- Largest component

Generating Functions

- Definitions
- Basic Properties
- Giant Component Condition
- Component sizes
- Useful results
- Size of the Giant Component
- Average Component Size

References

# Proof of SN1:

Write probability that variable  $W$  has value  $k$  as  $W_k$ .

$$W_k = \sum_{j=0}^{\infty} V_j \times \Pr(\text{sum of } j \text{ draws of variable } U = k)$$

$$= \sum_{j=0}^{\infty} V_j \sum_{\substack{\{i_1, i_2, \dots, i_j\} \\ i_1 + i_2 + \dots + i_j = k}} U_{i_1} U_{i_2} \dots U_{i_j}$$

$$\therefore F_W(x) = \sum_{k=0}^{\infty} W_k x^k = \sum_{k=0}^{\infty} \sum_{j=0}^{\infty} V_j \sum_{\substack{\{i_1, i_2, \dots, i_j\} \\ i_1 + i_2 + \dots + i_j = k}} U_{i_1} U_{i_2} \dots U_{i_j} x^k$$

$$= \sum_{j=0}^{\infty} V_j \sum_{k=0}^{\infty} \sum_{\substack{\{i_1, i_2, \dots, i_j\} \\ i_1 + i_2 + \dots + i_j = k}} U_{i_1} x^{i_1} U_{i_2} x^{i_2} \dots U_{i_j} x^{i_j}$$

## Basics

- Definitions
- How to build
- Some visual examples

## Structure

- Clustering
- Degree distributions
- Configuration model
- Largest component

## Generating Functions

- Definitions
- Basic Properties
- Giant Component Condition
- Component sizes
- Useful results
- Size of the Giant Component
- Average Component Size

## References

# Proof of SN1:

With some concentration, observe:

$$F_W(x) = \sum_{j=0}^{\infty} V_j \sum_{k=0}^{\infty} \sum_{\substack{\{i_1, i_2, \dots, i_k\} \\ i_1 + i_2 + \dots + i_k = j}} U_{i_1} x^{i_1} U_{i_2} x^{i_2} \dots U_{i_j} x^{i_j}$$

$x^k$  piece of  $\left(\sum_{i'=0}^{\infty} U_{i'} x^{i'}\right)^j$

## Basics

- Definitions
- How to build
- Some visual examples

## Structure

- Clustering
- Degree distributions
- Configuration model
- Largest component

## Generating Functions

- Definitions
- Basic Properties
- Giant Component Condition
- Component sizes
- Useful results**
- Size of the Giant Component
- Average Component Size

## References

# Proof of SN1:

With some concentration, observe:

$$F_W(x) = \sum_{j=0}^{\infty} V_j \sum_{k=0}^{\infty} \sum_{\substack{\{i_1, i_2, \dots, i_k\} \\ i_1 + i_2 + \dots + i_k = j}} U_{i_1} x^{i_1} U_{i_2} x^{i_2} \dots U_{i_j} x^{i_j}$$

$x^k$  piece of  $\left(\sum_{i'=0}^{\infty} U_{i'} x^{i'}\right)^j$

$\left(\sum_{i'=0}^{\infty} U_{i'} x^{i'}\right)^j = (F_U(x))^j$

Basics

- Definitions
- How to build
- Some visual examples

Structure

- Clustering
- Degree distributions
- Configuration model
- Largest component

Generating Functions

- Definitions
- Basic Properties
- Giant Component Condition
- Component sizes
- Useful results**
- Size of the Giant Component
- Average Component Size

References



# Proof of SN1:

With some concentration, observe:

$$\begin{aligned} F_W(x) &= \sum_{j=0}^{\infty} V_j \sum_{k=0}^{\infty} \sum_{\substack{\{i_1, i_2, \dots, i_k\} \\ i_1 + i_2 + \dots + i_k = j}} U_{i_1} x^{i_1} U_{i_2} x^{i_2} \dots U_{i_j} x^{i_j} \\ &\quad \underbrace{\hspace{15em}}_{x^k \text{ piece of } \left( \sum_{i'=0}^{\infty} U_{i'} x^{i'} \right)^j} \\ &\quad \underbrace{\hspace{15em}}_{\left( \sum_{i'=0}^{\infty} U_{i'} x^{i'} \right)^j = (F_U(x))^j} \\ &= \sum_{j=0}^{\infty} V_j (F_U(x))^j \end{aligned}$$

## Basics

- Definitions
- How to build
- Some visual examples

## Structure

- Clustering
- Degree distributions
- Configuration model
- Largest component

## Generating Functions

- Definitions
- Basic Properties
- Giant Component Condition
- Component sizes
- Useful results**
- Size of the Giant Component
- Average Component Size

## References

# Proof of SN1:

With some concentration, observe:

$$\begin{aligned} F_W(x) &= \sum_{j=0}^{\infty} V_j \sum_{k=0}^{\infty} \sum_{\substack{\{i_1, i_2, \dots, i_k\} \\ i_1 + i_2 + \dots + i_k = j}} U_{i_1} x^{i_1} U_{i_2} x^{i_2} \dots U_{i_j} x^{i_j} \\ &= \underbrace{x^k \text{ piece of } \left( \sum_{i'=0}^{\infty} U_{i'} x^{i'} \right)^j}_{\left( \sum_{i'=0}^{\infty} U_{i'} x^{i'} \right)^j = (F_U(x))^j} \\ &= \sum_{j=0}^{\infty} V_j (F_U(x))^j \\ &= F_V(F_U(x)) \end{aligned}$$

## Basics

- Definitions
- How to build
- Some visual examples

## Structure

- Clustering
- Degree distributions
- Configuration model
- Largest component

## Generating Functions

- Definitions
- Basic Properties
- Giant Component Condition
- Component sizes
- Useful results**
- Size of the Giant Component
- Average Component Size

## References

# Proof of SN1:

With some concentration, observe:

$$\begin{aligned} F_W(x) &= \sum_{j=0}^{\infty} V_j \sum_{k=0}^{\infty} \sum_{\substack{\{i_1, i_2, \dots, i_k\} \\ i_1 + i_2 + \dots + i_k = j}} U_{i_1} x^{i_1} U_{i_2} x^{i_2} \dots U_{i_j} x^{i_j} \\ &= \underbrace{x^k \text{ piece of } \left( \sum_{i'=0}^{\infty} U_{i'} x^{i'} \right)^j}_{\left( \sum_{i'=0}^{\infty} U_{i'} x^{i'} \right)^j = (F_U(x))^j} \\ &= \sum_{j=0}^{\infty} V_j (F_U(x))^j \\ &= F_V(F_U(x)) \checkmark \end{aligned}$$

## Basics

- Definitions
- How to build
- Some visual examples

## Structure

- Clustering
- Degree distributions
- Configuration model
- Largest component

## Generating Functions

- Definitions
- Basic Properties
- Giant Component Condition
- Component sizes
- Useful results**
- Size of the Giant Component
- Average Component Size

## References

# Useful results we'll need for g.f.'s

## Sneaky Result 2:

### Basics

Definitions

How to build

Some visual examples

### Structure

Clustering

Degree distributions

Configuration model

Largest component

### Generating Functions

Definitions

Basic Properties

Giant Component Condition

Component sizes

#### Useful results

Size of the Giant Component

Component

Average Component Size

### References

# Useful results we'll need for g.f.'s

## Sneaky Result 2:

- ▶ Start with a random variable  $U$  with distribution  $U_k$  ( $k = 0, 1, 2, \dots$ )

### Basics

- Definitions
- How to build
- Some visual examples

### Structure

- Clustering
- Degree distributions
- Configuration model
- Largest component

### Generating Functions

- Definitions
- Basic Properties
- Giant Component Condition
- Component sizes
- Useful results**
- Size of the Giant Component
- Average Component Size

### References

# Useful results we'll need for g.f.'s

## Sneaky Result 2:

- ▶ Start with a random variable  $U$  with distribution  $U_k$  ( $k = 0, 1, 2, \dots$ )
- ▶ **SNR2**: If a second random variable is defined as

$$V = U + 1$$

Basics

- Definitions
- How to build
- Some visual examples

Structure

- Clustering
- Degree distributions
- Configuration model
- Largest component

Generating Functions

- Definitions
- Basic Properties
- Giant Component Condition
- Component sizes
- Useful results**
- Size of the Giant Component
- Average Component Size

References

# Useful results we'll need for g.f.'s

## Sneaky Result 2:

- ▶ Start with a random variable  $U$  with distribution  $U_k$  ( $k = 0, 1, 2, \dots$ )
- ▶ **SNR2**: If a second random variable is defined as

$$V = U + 1 \text{ then } F_V(x) = xF_U(x)$$

Basics

- Definitions
- How to build
- Some visual examples

Structure

- Clustering
- Degree distributions
- Configuration model
- Largest component

Generating Functions

- Definitions
- Basic Properties
- Giant Component Condition
- Component sizes
- Useful results**
- Size of the Giant Component
- Average Component Size

References

# Useful results we'll need for g.f.'s

## Sneaky Result 2:

- ▶ Start with a random variable  $U$  with distribution  $U_k$  ( $k = 0, 1, 2, \dots$ )
- ▶ **SNR2**: If a second random variable is defined as

$$V = U + 1 \text{ then } \boxed{F_V(x) = xF_U(x)}$$

- ▶ **Reason**:  $V_k = U_{k-1}$  for  $k \geq 1$  and  $V_0 = 0$ .

### Basics

- Definitions
- How to build
- Some visual examples

### Structure

- Clustering
- Degree distributions
- Configuration model
- Largest component

### Generating Functions

- Definitions
- Basic Properties
- Giant Component Condition
- Component sizes
- Useful results**
- Size of the Giant Component
- Average Component Size

### References



## Useful results we'll need for g.f.'s

## Sneaky Result 2:

- ▶ Start with a random variable  $U$  with distribution  $U_k$  ( $k = 0, 1, 2, \dots$ )
- ▶ **SNR2**: If a second random variable is defined as

$$V = U + 1 \text{ then } F_V(x) = xF_U(x)$$

- ▶ **Reason**:  $V_k = U_{k-1}$  for  $k \geq 1$  and  $V_0 = 0$ .
- ▶

$$\therefore F_V(x) = \sum_{k=0}^{\infty} V_k x^k$$

## Basics

- Definitions
- How to build
- Some visual examples

## Structure

- Clustering
- Degree distributions
- Configuration model
- Largest component

## Generating Functions

- Definitions
- Basic Properties
- Giant Component Condition
- Component sizes
- Useful results**
- Size of the Giant Component
- Average Component Size

## References

# Useful results we'll need for g.f.'s

## Sneaky Result 2:

- ▶ Start with a random variable  $U$  with distribution  $U_k$  ( $k = 0, 1, 2, \dots$ )
- ▶ **SNR2:** If a second random variable is defined as

$$V = U + 1 \text{ then } F_V(x) = xF_U(x)$$

- ▶ **Reason:**  $V_k = U_{k-1}$  for  $k \geq 1$  and  $V_0 = 0$ .
- ▶

$$\therefore F_V(x) = \sum_{k=0}^{\infty} V_k x^k = \sum_{k=1}^{\infty} U_{k-1} x^k$$

Basics

- Definitions
- How to build
- Some visual examples

Structure

- Clustering
- Degree distributions
- Configuration model
- Largest component

Generating Functions

- Definitions
- Basic Properties
- Giant Component Condition
- Component sizes
- Useful results**
- Size of the Giant Component
- Average Component Size

References

# Useful results we'll need for g.f.'s

## Sneaky Result 2:

- ▶ Start with a random variable  $U$  with distribution  $U_k$  ( $k = 0, 1, 2, \dots$ )
- ▶ **SNR2:** If a second random variable is defined as

$$V = U + 1 \text{ then } F_V(x) = xF_U(x)$$

- ▶ **Reason:**  $V_k = U_{k-1}$  for  $k \geq 1$  and  $V_0 = 0$ .
- ▶

$$\begin{aligned} \therefore F_V(x) &= \sum_{k=0}^{\infty} V_k x^k = \sum_{k=1}^{\infty} U_{k-1} x^k \\ &= x \sum_{j=0}^{\infty} U_j x^j \end{aligned}$$

Basics

- Definitions
- How to build
- Some visual examples

Structure

- Clustering
- Degree distributions
- Configuration model
- Largest component

Generating Functions

- Definitions
- Basic Properties
- Giant Component Condition
- Component sizes
- Useful results**
- Size of the Giant Component
- Average Component Size

References

# Useful results we'll need for g.f.'s

## Sneaky Result 2:

- ▶ Start with a random variable  $U$  with distribution  $U_k$  ( $k = 0, 1, 2, \dots$ )
- ▶ **SNR2:** If a second random variable is defined as

$$V = U + 1 \text{ then } F_V(x) = xF_U(x)$$

- ▶ **Reason:**  $V_k = U_{k-1}$  for  $k \geq 1$  and  $V_0 = 0$ .
- ▶

$$\begin{aligned} \therefore F_V(x) &= \sum_{k=0}^{\infty} V_k x^k = \sum_{k=1}^{\infty} U_{k-1} x^k \\ &= x \sum_{j=0}^{\infty} U_j x^j = xF_U(x). \end{aligned}$$

Basics

- Definitions
- How to build
- Some visual examples

Structure

- Clustering
- Degree distributions
- Configuration model
- Largest component

Generating Functions

- Definitions
- Basic Properties
- Giant Component Condition
- Component sizes
- Useful results**
- Size of the Giant Component
- Average Component Size

References

# Useful results we'll need for g.f.'s

## Sneaky Result 2:

- ▶ Start with a random variable  $U$  with distribution  $U_k$  ( $k = 0, 1, 2, \dots$ )
- ▶ **SNR2:** If a second random variable is defined as

$$V = U + 1 \text{ then } F_V(x) = xF_U(x)$$

- ▶ **Reason:**  $V_k = U_{k-1}$  for  $k \geq 1$  and  $V_0 = 0$ .
- ▶

$$\begin{aligned} \therefore F_V(x) &= \sum_{k=0}^{\infty} V_k x^k = \sum_{k=1}^{\infty} U_{k-1} x^k \\ &= x \sum_{j=0}^{\infty} U_j x^j = xF_U(x). \checkmark \end{aligned}$$

Basics

- Definitions
- How to build
- Some visual examples

Structure

- Clustering
- Degree distributions
- Configuration model
- Largest component

Generating Functions

- Definitions
- Basic Properties
- Giant Component Condition
- Component sizes
- Useful results**
- Size of the Giant Component
- Average Component Size

References

# Useful results we'll need for g.f.'s

## Generalization of SN2:

### Basics

- Definitions
- How to build
- Some visual examples

### Structure

- Clustering
- Degree distributions
- Configuration model
- Largest component

### Generating Functions

- Definitions
- Basic Properties
- Giant Component Condition
- Component sizes
- Useful results**
- Size of the Giant Component
- Average Component Size

### References

# Useful results we'll need for g.f.'s

## Generalization of SN2:

- ▶ (1) If  $V = U + i$  then

$$F_V(x) = x^i F_U(x).$$

### Basics

- Definitions
- How to build
- Some visual examples

### Structure

- Clustering
- Degree distributions
- Configuration model
- Largest component

### Generating Functions

- Definitions
- Basic Properties
- Giant Component Condition
- Component sizes
- Useful results**
- Size of the Giant Component
- Average Component Size

### References

# Useful results we'll need for g.f.'s

## Generalization of SN2:

- ▶ (1) If  $V = U + i$  then

$$F_V(x) = x^i F_U(x).$$

- ▶ (2) If  $V = U - i$  then

$$F_V(x) = x^{-i} \left( F_U(x) - U_0 - U_1 x - \dots - U_{i-1} x^{i-1} \right)$$

Basics

- Definitions
- How to build
- Some visual examples

Structure

- Clustering
- Degree distributions
- Configuration model
- Largest component

Generating Functions

- Definitions
- Basic Properties
- Giant Component Condition
- Component sizes
- Useful results
- Size of the Giant Component
- Average Component Size

References



# Useful results we'll need for g.f.'s

## Generalization of SN2:

- ▶ (1) If  $V = U + i$  then

$$F_V(x) = x^i F_U(x).$$

- ▶ (2) If  $V = U - i$  then

$$F_V(x) = x^{-i} \left( F_U(x) - U_0 - U_1 x - \dots - U_{i-1} x^{i-1} \right)$$

$$= x^{-i} \sum_{k=i}^{\infty} U_k x^k$$

Basics

- Definitions
- How to build
- Some visual examples

Structure

- Clustering
- Degree distributions
- Configuration model
- Largest component

Generating Functions

- Definitions
- Basic Properties
- Giant Component Condition
- Component sizes
- Useful results
- Size of the Giant Component
- Average Component Size

References

# Outline

## Basics

Definitions

How to build

Some visual examples

## Structure

Clustering

Degree distributions

Configuration model

Largest component

## Generating Functions

Definitions

Basic Properties

Giant Component Condition

Component sizes

Useful results

**Size of the Giant Component**

Average Component Size

## References

### Basics

Definitions

How to build

Some visual examples

### Structure

Clustering

Degree distributions

Configuration model

Largest component

### Generating

### Functions

Definitions

Basic Properties

Giant Component Condition

Component sizes

Useful results

**Size of the Giant**

**Component**

Average Component Size

### References

# Connecting generating functions

- ▶ **Goal:** figure out forms of the component generating functions,  $F_\pi$  and  $F_\rho$ .

## Basics

- Definitions
- How to build
- Some visual examples

## Structure

- Clustering
- Degree distributions
- Configuration model
- Largest component

## Generating Functions

- Definitions
- Basic Properties
- Giant Component Condition
- Component sizes
- Useful results
- Size of the Giant Component
- Average Component Size

## References

# Connecting generating functions

- ▶ **Goal:** figure out forms of the component generating functions,  $F_\pi$  and  $F_\rho$ .
- ▶  $\pi_n$  = probability that a random node belongs to a finite component of size  $n$

## Basics

- Definitions
- How to build
- Some visual examples

## Structure

- Clustering
- Degree distributions
- Configuration model
- Largest component

## Generating Functions

- Definitions
- Basic Properties
- Giant Component Condition
- Component sizes
- Useful results
- Size of the Giant Component
- Average Component Size

## References

# Connecting generating functions

- ▶ **Goal:** figure out forms of the component generating functions,  $F_\pi$  and  $F_\rho$ .
- ▶  $\pi_n$  = probability that a random node belongs to a finite component of size  $n$

$$= \sum_{k=0}^{\infty} P_k \times \Pr \left( \begin{array}{l} \text{sum of sizes of subcomponents} \\ \text{at end of } k \text{ random links} = n - 1 \end{array} \right)$$

Basics

- Definitions
- How to build
- Some visual examples

Structure

- Clustering
- Degree distributions
- Configuration model
- Largest component

Generating Functions

- Definitions
- Basic Properties
- Giant Component Condition
- Component sizes
- Useful results
- Size of the Giant Component
- Average Component Size

References

# Connecting generating functions

- ▶ **Goal:** figure out forms of the component generating functions,  $F_\pi$  and  $F_\rho$ .
- ▶  $\pi_n$  = probability that a random node belongs to a finite component of size  $n$

$$= \sum_{k=0}^{\infty} P_k \times \Pr \left( \begin{array}{l} \text{sum of sizes of subcomponents} \\ \text{at end of } k \text{ random links} = n - 1 \end{array} \right)$$



Therefore:

$$F_\pi(x) = \underbrace{F_P(F_\rho(x))}_{SN1}$$

Basics

- Definitions
- How to build
- Some visual examples

Structure

- Clustering
- Degree distributions
- Configuration model
- Largest component

Generating Functions

- Definitions
- Basic Properties
- Giant Component Condition
- Component sizes
- Useful results
- Size of the Giant Component
- Average Component Size

References

# Connecting generating functions

- ▶ **Goal:** figure out forms of the component generating functions,  $F_\pi$  and  $F_\rho$ .
- ▶  $\pi_n$  = probability that a random node belongs to a finite component of size  $n$

$$= \sum_{k=0}^{\infty} P_k \times \Pr \left( \begin{array}{l} \text{sum of sizes of subcomponents} \\ \text{at end of } k \text{ random links} = n - 1 \end{array} \right)$$

▶ Therefore:

$$F_\pi(x) = \underbrace{x}_{SN2} \underbrace{F_P(F_\rho(x))}_{SN1}$$

Basics

- Definitions
- How to build
- Some visual examples

Structure

- Clustering
- Degree distributions
- Configuration model
- Largest component

Generating Functions

- Definitions
- Basic Properties
- Giant Component Condition
- Component sizes
- Useful results
- Size of the Giant Component
- Average Component Size

References

# Connecting generating functions

- ▶ **Goal:** figure out forms of the component generating functions,  $F_\pi$  and  $F_\rho$ .
- ▶  $\pi_n$  = probability that a random node belongs to a finite component of size  $n$

$$= \sum_{k=0}^{\infty} P_k \times \Pr \left( \begin{array}{l} \text{sum of sizes of subcomponents} \\ \text{at end of } k \text{ random links} = n - 1 \end{array} \right)$$



Therefore:

$$F_\pi(x) = \underbrace{x}_{SN2} \underbrace{F_P(F_\rho(x))}_{SN1}$$

- ▶ Extra factor of  $x$  accounts for random node itself.

Basics

- Definitions
- How to build
- Some visual examples

Structure

- Clustering
- Degree distributions
- Configuration model
- Largest component

Generating Functions

- Definitions
- Basic Properties
- Giant Component Condition
- Component sizes
- Useful results
- Size of the Giant Component
- Average Component Size

References



# Connecting generating functions

- ▶  $\rho_n$  = probability that a random link leads to a finite subcomponent of size  $n$ .

## Basics

- Definitions
- How to build
- Some visual examples

## Structure

- Clustering
- Degree distributions
- Configuration model
- Largest component

## Generating Functions

- Definitions
- Basic Properties
- Giant Component Condition
- Component sizes
- Useful results
- Size of the Giant Component
- Average Component Size

## References

# Connecting generating functions

- ▶  $\rho_n$  = probability that a random link leads to a finite subcomponent of size  $n$ .
- ▶ Invoke one step of recursion:  $\rho_n$  = probability that a random node arrived along a random edge is part of a finite subcomponent of size  $n$ .

## Basics

- Definitions
- How to build
- Some visual examples

## Structure

- Clustering
- Degree distributions
- Configuration model
- Largest component

## Generating Functions

- Definitions
- Basic Properties
- Giant Component Condition
- Component sizes
- Useful results
- Size of the Giant Component
- Average Component Size

## References

# Connecting generating functions

- ▶  $\rho_n$  = probability that a random link leads to a finite subcomponent of size  $n$ .
- ▶ Invoke one step of recursion:  $\rho_n$  = probability that a random node arrived along a random edge is part of a finite subcomponent of size  $n$ .

$$= \sum_{k=0}^{\infty} R_k \times \Pr \left( \begin{array}{l} \text{sum of sizes of subcomponents} \\ \text{at end of } k \text{ random links} = n - 1 \end{array} \right)$$

Basics

- Definitions
- How to build
- Some visual examples

Structure

- Clustering
- Degree distributions
- Configuration model
- Largest component

Generating Functions

- Definitions
- Basic Properties
- Giant Component Condition
- Component sizes
- Useful results
- Size of the Giant Component
- Average Component Size

References

# Connecting generating functions

- ▶  $\rho_n$  = probability that a random link leads to a finite subcomponent of size  $n$ .
- ▶ Invoke one step of recursion:  $\rho_n$  = probability that a random node arrived along a random edge is part of a finite subcomponent of size  $n$ .

$$= \sum_{k=0}^{\infty} R_k \times \Pr \left( \begin{array}{l} \text{sum of sizes of subcomponents} \\ \text{at end of } k \text{ random links} = n - 1 \end{array} \right)$$



Therefore:

$$F_{\rho}(x) = \underbrace{F_R(F_{\rho}(x))}_{SN1}$$

Basics

- Definitions
- How to build
- Some visual examples

Structure

- Clustering
- Degree distributions
- Configuration model
- Largest component

Generating Functions

- Definitions
- Basic Properties
- Giant Component Condition
- Component sizes
- Useful results
- Size of the Giant Component
- Average Component Size

References

# Connecting generating functions

- ▶  $\rho_n$  = probability that a random link leads to a finite subcomponent of size  $n$ .
- ▶ Invoke one step of recursion:  $\rho_n$  = probability that a random node arrived along a random edge is part of a finite subcomponent of size  $n$ .

$$= \sum_{k=0}^{\infty} R_k \times \Pr \left( \begin{array}{l} \text{sum of sizes of subcomponents} \\ \text{at end of } k \text{ random links} = n - 1 \end{array} \right)$$



Therefore:

$$F_{\rho}(x) = \underbrace{x}_{SN2} \underbrace{F_R(F_{\rho}(x))}_{SN1}$$

Basics

- Definitions
- How to build
- Some visual examples

Structure

- Clustering
- Degree distributions
- Configuration model
- Largest component

Generating Functions

- Definitions
- Basic Properties
- Giant Component Condition
- Component sizes
- Useful results
- Size of the Giant Component
- Average Component Size

References

# Connecting generating functions

- ▶  $\rho_n$  = probability that a random link leads to a finite subcomponent of size  $n$ .
- ▶ Invoke one step of recursion:  $\rho_n$  = probability that a random node arrived along a random edge is part of a finite subcomponent of size  $n$ .

$$= \sum_{k=0}^{\infty} R_k \times \Pr \left( \begin{array}{l} \text{sum of sizes of subcomponents} \\ \text{at end of } k \text{ random links} = n - 1 \end{array} \right)$$



Therefore:

$$F_{\rho}(x) = \underbrace{x}_{SN2} \underbrace{F_R(F_{\rho}(x))}_{SN1}$$

- ▶ Again, extra factor of  $x$  accounts for random node itself.

Basics

- Definitions
- How to build
- Some visual examples

Structure

- Clustering
- Degree distributions
- Configuration model
- Largest component

Generating Functions

- Definitions
- Basic Properties
- Giant Component Condition
- Component sizes
- Useful results
- Size of the Giant Component
- Average Component Size

References

# Connecting generating functions

- ▶ We now have two functional equations connecting our generating functions:

$$F_{\pi}(x) = xF_P(F_{\rho}(x)) \quad \text{and} \quad F_{\rho}(x) = xF_R(F_{\rho}(x))$$

Basics

Definitions

How to build

Some visual examples

Structure

Clustering

Degree distributions

Configuration model

Largest component

Generating Functions

Definitions

Basic Properties

Giant Component Condition

Component sizes

Useful results

Size of the Giant Component

Average Component Size

References

# Connecting generating functions

- ▶ We now have two functional equations connecting our generating functions:

$$F_{\pi}(x) = xF_P(F_{\rho}(x)) \quad \text{and} \quad F_{\rho}(x) = xF_R(F_{\rho}(x))$$

- ▶ Taking stock: We know  $F_P(x)$  and  $F_R(x) = F'_P(x)/F'_P(1)$ .

Basics

- Definitions
- How to build
- Some visual examples

Structure

- Clustering
- Degree distributions
- Configuration model
- Largest component

Generating Functions

- Definitions
- Basic Properties
- Giant Component Condition
- Component sizes
- Useful results
- Size of the Giant Component
- Average Component Size

References



# Connecting generating functions

- ▶ We now have two functional equations connecting our generating functions:

$$F_{\pi}(x) = xF_{\rho}(F_{\rho}(x)) \quad \text{and} \quad F_{\rho}(x) = xF_R(F_{\rho}(x))$$

- ▶ Taking stock: We know  $F_{\rho}(x)$  and  $F_R(x) = F'_{\rho}(x)/F'_{\rho}(1)$ .
- ▶ We first untangle the **second equation** to find  $F_{\rho}$

Basics

- Definitions
- How to build
- Some visual examples

Structure

- Clustering
- Degree distributions
- Configuration model
- Largest component

Generating Functions

- Definitions
- Basic Properties
- Giant Component Condition
- Component sizes
- Useful results
- Size of the Giant Component
- Average Component Size

References

# Connecting generating functions

- ▶ We now have two functional equations connecting our generating functions:

$$F_{\pi}(x) = xF_P(F_{\rho}(x)) \quad \text{and} \quad F_{\rho}(x) = xF_R(F_{\rho}(x))$$

- ▶ Taking stock: We know  $F_P(x)$  and  $F_R(x) = F'_P(x)/F'_P(1)$ .
- ▶ We first untangle the **second equation** to find  $F_{\rho}$
- ▶ We can do this because it **only involves**  $F_{\rho}$  and  $F_R$ .

Basics

Definitions

How to build

Some visual examples

Structure

Clustering

Degree distributions

Configuration model

Largest component

Generating Functions

Definitions

Basic Properties

Giant Component Condition

Component sizes

Useful results

Size of the Giant Component

Average Component Size

References

# Connecting generating functions

- ▶ We now have two functional equations connecting our generating functions:

$$F_{\pi}(x) = xF_P(F_{\rho}(x)) \quad \text{and} \quad F_{\rho}(x) = xF_R(F_{\rho}(x))$$

- ▶ Taking stock: We know  $F_P(x)$  and  $F_R(x) = F'_P(x)/F'_P(1)$ .
- ▶ We first untangle the **second equation** to find  $F_{\rho}$
- ▶ We can do this because it **only involves**  $F_{\rho}$  and  $F_R$ .
- ▶ The first equation then immediately gives us  $F_{\pi}$  in terms of  $F_{\rho}$  and  $F_R$ .

Basics

Definitions

How to build

Some visual examples

Structure

Clustering

Degree distributions

Configuration model

Largest component

Generating Functions

Definitions

Basic Properties

Giant Component Condition

Component sizes

Useful results

Size of the Giant Component

Average Component Size

References

- ▶ Remembering vaguely what we are doing:

### Basics

Definitions

How to build

Some visual examples

### Structure

Clustering

Degree distributions

Configuration model

Largest component

### Generating Functions

Definitions

Basic Properties

Giant Component Condition

Component sizes

Useful results

**Size of the Giant Component**

Average Component Size

### References

- ▶ Remembering vaguely what we are doing:

Finding  $F_p$  to obtain the **size of the largest component**  $S_1 = 1 - F_\pi(1)$ .

### Basics

Definitions

How to build

Some visual examples

### Structure

Clustering

Degree distributions

Configuration model

Largest component

### Generating Functions

Definitions

Basic Properties

Giant Component Condition

Component sizes

Useful results

Size of the Giant Component

Average Component Size

### References

- ▶ Remembering vaguely what we are doing:

Finding  $F_p$  to obtain the **size of the largest component**  $S_1 = 1 - F_\pi(1)$ .

- ▶ Set  $x = 1$  in our two equations:

### Basics

Definitions

How to build

Some visual examples

### Structure

Clustering

Degree distributions

Configuration model

Largest component

### Generating

#### Functions

Definitions

Basic Properties

Giant Component Condition

Component sizes

Useful results

Size of the Giant

Component

Average Component Size

### References

- ▶ Remembering vaguely what we are doing:

Finding  $F_P$  to obtain the **size of the largest component**  $S_1 = 1 - F_\pi(1)$ .

- ▶ Set  $x = 1$  in our two equations:

$$F_\pi(1) = F_P(F_\rho(1)) \quad \text{and} \quad F_\rho(1) = F_R(F_\rho(1))$$

### Basics

Definitions

How to build

Some visual examples

### Structure

Clustering

Degree distributions

Configuration model

Largest component

### Generating

#### Functions

Definitions

Basic Properties

Giant Component Condition

Component sizes

Useful results

Size of the Giant  
Component

Average Component Size

### References

- ▶ Remembering vaguely what we are doing:

Finding  $F_P$  to obtain the **size of the largest component**  $S_1 = 1 - F_\pi(1)$ .

- ▶ Set  $x = 1$  in our two equations:

$$F_\pi(1) = F_P(F_\rho(1)) \quad \text{and} \quad F_\rho(1) = F_R(F_\rho(1))$$

- ▶ Solve second equation numerically for  $F_\rho(1)$ .

## Basics

Definitions

How to build

Some visual examples

## Structure

Clustering

Degree distributions

Configuration model

Largest component

## Generating

### Functions

Definitions

Basic Properties

Giant Component Condition

Component sizes

Useful results

Size of the Giant

Component

Average Component Size

## References



- ▶ Remembering vaguely what we are doing:

Finding  $F_P$  to obtain the **size of the largest component**  $S_1 = 1 - F_\pi(1)$ .

- ▶ Set  $x = 1$  in our two equations:

$$F_\pi(1) = F_P(F_\rho(1)) \quad \text{and} \quad F_\rho(1) = F_R(F_\rho(1))$$

- ▶ Solve second equation numerically for  $F_\rho(1)$ .
- ▶ Plug  $F_\rho(1)$  into first equation to obtain  $F_\pi(1)$ .

## Basics

Definitions

How to build

Some visual examples

## Structure

Clustering

Degree distributions

Configuration model

Largest component

## Generating

### Functions

Definitions

Basic Properties

Giant Component Condition

Component sizes

Useful results

Size of the Giant

Component

Average Component Size

## References

# Component sizes

**Example:** Standard random graphs.

- ▶ We can show  $F_P(x) = e^{-\langle k \rangle(1-x)}$

## Basics

Definitions

How to build

Some visual examples

## Structure

Clustering

Degree distributions

Configuration model

Largest component

## Generating Functions

Definitions

Basic Properties

Giant Component Condition

Component sizes

Useful results

Size of the Giant Component

Average Component Size

## References

**Example:** Standard random graphs.

► We can show  $F_P(x) = e^{-\langle k \rangle(1-x)}$

$$\therefore F_R(x) = F'_P(x)/F'_P(1)$$

### Basics

Definitions

How to build

Some visual examples

### Structure

Clustering

Degree distributions

Configuration model

Largest component

### Generating Functions

Definitions

Basic Properties

Giant Component Condition

Component sizes

Useful results

Size of the Giant Component

Average Component Size

### References

**Example:** Standard random graphs.

► We can show  $F_P(x) = e^{-\langle k \rangle(1-x)}$

$$\therefore F_R(x) = F'_P(x)/F'_P(1) = e^{-\langle k \rangle(1-x)} / e^{-\langle k \rangle(1-x')} \Big|_{x'=1}$$

### Basics

Definitions

How to build

Some visual examples

### Structure

Clustering

Degree distributions

Configuration model

Largest component

### Generating Functions

Definitions

Basic Properties

Giant Component Condition

Component sizes

Useful results

Size of the Giant Component

Average Component Size

### References

**Example:** Standard random graphs.

► We can show  $F_P(x) = e^{-\langle k \rangle(1-x)}$

$$\begin{aligned}\therefore F_R(x) &= F'_P(x)/F'_P(1) = e^{-\langle k \rangle(1-x)} / e^{-\langle k \rangle(1-x')} \Big|_{x'=1} \\ &= e^{-\langle k \rangle(1-x)}\end{aligned}$$

### Basics

Definitions

How to build

Some visual examples

### Structure

Clustering

Degree distributions

Configuration model

Largest component

### Generating Functions

Definitions

Basic Properties

Giant Component Condition

Component sizes

Useful results

Size of the Giant Component

Average Component Size

### References

**Example:** Standard random graphs.

► We can show  $F_P(x) = e^{-\langle k \rangle(1-x)}$

$$\therefore F_R(x) = F'_P(x)/F'_P(1) = e^{-\langle k \rangle(1-x)} / e^{-\langle k \rangle(1-x')} \Big|_{x'=1}$$

$$= e^{-\langle k \rangle(1-x)} = F_P(x) \quad \dots\text{aha!}$$

### Basics

Definitions

How to build

Some visual examples

### Structure

Clustering

Degree distributions

Configuration model

Largest component

### Generating Functions

Definitions

Basic Properties

Giant Component Condition

Component sizes

Useful results

Size of the Giant Component

Average Component Size

### References

**Example:** Standard random graphs.

- ▶ We can show  $F_P(x) = e^{-\langle k \rangle(1-x)}$

$$\therefore F_R(x) = F'_P(x)/F'_P(1) = e^{-\langle k \rangle(1-x)} / e^{-\langle k \rangle(1-x')} \Big|_{x'=1}$$

$$= e^{-\langle k \rangle(1-x)} = F_P(x) \quad \dots\text{aha!}$$

- ▶ RHS's of our two equations are the same.

## Basics

Definitions

How to build

Some visual examples

## Structure

Clustering

Degree distributions

Configuration model

Largest component

## Generating Functions

Definitions

Basic Properties

Giant Component Condition

Component sizes

Useful results

Size of the Giant Component

Average Component Size

## References

**Example:** Standard random graphs.

- ▶ We can show  $F_P(x) = e^{-\langle k \rangle(1-x)}$

$$\therefore F_R(x) = F'_P(x)/F'_P(1) = e^{-\langle k \rangle(1-x)} / e^{-\langle k \rangle(1-x')} \Big|_{x'=1}$$

$$= e^{-\langle k \rangle(1-x)} = F_P(x) \quad \dots\text{aha!}$$

- ▶ RHS's of our two equations are the same.
- ▶ So  $F_\pi(x) = F_\rho(x) = xF_R(F_\rho(x)) = xF_R(F_\pi(x))$

## Basics

Definitions

How to build

Some visual examples

## Structure

Clustering

Degree distributions

Configuration model

Largest component

## Generating Functions

Definitions

Basic Properties

Giant Component Condition

Component sizes

Useful results

Size of the Giant Component

Average Component Size

## References



**Example:** Standard random graphs.

- ▶ We can show  $F_P(x) = e^{-\langle k \rangle(1-x)}$

$$\therefore F_R(x) = F'_P(x)/F'_P(1) = e^{-\langle k \rangle(1-x)} / e^{-\langle k \rangle(1-x')} \Big|_{x'=1}$$

$$= e^{-\langle k \rangle(1-x)} = F_P(x) \quad \dots\text{aha!}$$

- ▶ RHS's of our two equations are the same.
- ▶ So  $F_\pi(x) = F_\rho(x) = xF_R(F_\rho(x)) = xF_R(F_\pi(x))$
- ▶ Why our dirty (but wrong) trick worked earlier...

## Basics

Definitions

How to build

Some visual examples

## Structure

Clustering

Degree distributions

Configuration model

Largest component

## Generating Functions

Definitions

Basic Properties

Giant Component Condition

Component sizes

Useful results

Size of the Giant Component

Average Component Size

## References

- ▶ We are down to

$$F_{\pi}(x) = xF_R(F_{\pi}(x)) \text{ and } F_R(x) = xe^{-\langle k \rangle(1-x)}.$$

Basics

- Definitions
- How to build
- Some visual examples

Structure

- Clustering
- Degree distributions
- Configuration model
- Largest component

Generating Functions

- Definitions
- Basic Properties
- Giant Component Condition
- Component sizes
- Useful results
- Size of the Giant Component
- Average Component Size

References

- ▶ We are down to

$$F_{\pi}(x) = xF_R(F_{\pi}(x)) \text{ and } F_R(x) = xe^{-\langle k \rangle(1-x)}.$$

- ▶

$$\therefore F_{\pi}(x) = xe^{-\langle k \rangle(1-F_{\pi}(x))}$$

### Basics

- Definitions
- How to build
- Some visual examples

### Structure

- Clustering
- Degree distributions
- Configuration model
- Largest component

### Generating Functions

- Definitions
- Basic Properties
- Giant Component Condition
- Component sizes
- Useful results
- Size of the Giant Component
- Average Component Size

### References

- ▶ We are down to

$$F_{\pi}(x) = xF_R(F_{\pi}(x)) \text{ and } F_R(x) = xe^{-\langle k \rangle(1-x)}.$$



$$\therefore F_{\pi}(x) = xe^{-\langle k \rangle(1-F_{\pi}(x))}$$

- ▶ We're first after  $S_1 = 1 - F_{\pi}(1)$  so set  $x = 1$  and replace  $F_{\pi}(1)$  by  $1 - S_1$ :

### Basics

- Definitions
- How to build
- Some visual examples

### Structure

- Clustering
- Degree distributions
- Configuration model
- Largest component

### Generating

### Functions

- Definitions
- Basic Properties
- Giant Component Condition
- Component sizes
- Useful results
- Size of the Giant Component
- Average Component Size

### References

- ▶ We are down to

$$F_{\pi}(x) = xF_R(F_{\pi}(x)) \text{ and } F_R(x) = xe^{-\langle k \rangle(1-x)}.$$



$$\therefore F_{\pi}(x) = xe^{-\langle k \rangle(1-F_{\pi}(x))}$$

- ▶ We're first after  $S_1 = 1 - F_{\pi}(1)$  so set  $x = 1$  and replace  $F_{\pi}(1)$  by  $1 - S_1$ :

$$1 - S_1 = e^{-\langle k \rangle S_1}$$

Basics

- Definitions
- How to build
- Some visual examples

Structure

- Clustering
- Degree distributions
- Configuration model
- Largest component

Generating

Functions

- Definitions
- Basic Properties
- Giant Component Condition
- Component sizes
- Useful results
- Size of the Giant Component
- Average Component Size

References

- ▶ We are down to

$$F_{\pi}(x) = xF_R(F_{\pi}(x)) \text{ and } F_R(x) = xe^{-\langle k \rangle(1-x)}.$$

- ▶

$$\therefore F_{\pi}(x) = xe^{-\langle k \rangle(1-F_{\pi}(x))}$$

- ▶ We're first after  $S_1 = 1 - F_{\pi}(1)$  so set  $x = 1$  and replace  $F_{\pi}(1)$  by  $1 - S_1$ :

$$1 - S_1 = e^{-\langle k \rangle S_1}$$

- ▶ Just as we found with our dirty trick...

## Basics

Definitions

How to build

Some visual examples

## Structure

Clustering

Degree distributions

Configuration model

Largest component

## Generating

### Functions

Definitions

Basic Properties

Giant Component Condition

Component sizes

Useful results

Size of the Giant  
Component

Average Component Size

## References

- ▶ We are down to

$$F_{\pi}(x) = xF_R(F_{\pi}(x)) \text{ and } F_R(x) = xe^{-\langle k \rangle(1-x)}.$$

- ▶

$$\therefore F_{\pi}(x) = xe^{-\langle k \rangle(1-F_{\pi}(x))}$$

- ▶ We're first after  $S_1 = 1 - F_{\pi}(1)$  so set  $x = 1$  and replace  $F_{\pi}(1)$  by  $1 - S_1$ :

$$1 - S_1 = e^{-\langle k \rangle S_1}$$

- ▶ Just as we found with our dirty trick...
- ▶ Again, have to resort to numerics at this point.

## Basics

Definitions

How to build

Some visual examples

## Structure

Clustering

Degree distributions

Configuration model

Largest component

## Generating

### Functions

Definitions

Basic Properties

Giant Component Condition

Component sizes

Useful results

Size of the Giant  
Component

Average Component Size

## References

# Outline

## Basics

Definitions

How to build

Some visual examples

## Structure

Clustering

Degree distributions

Configuration model

Largest component

## Generating Functions

Definitions

Basic Properties

Giant Component Condition

Component sizes

Useful results

Size of the Giant Component

**Average Component Size**

## References

### Basics

Definitions

How to build

Some visual examples

### Structure

Clustering

Degree distributions

Configuration model

Largest component

### Generating

### Functions

Definitions

Basic Properties

Giant Component Condition

Component sizes

Useful results

Size of the Giant

Component

**Average Component Size**

### References



# Average component size

- ▶ Next: find **average size** of finite components  $\langle n \rangle$ .

## Basics

- Definitions
- How to build
- Some visual examples

## Structure

- Clustering
- Degree distributions
- Configuration model
- Largest component

## Generating Functions

- Definitions
- Basic Properties
- Giant Component Condition
- Component sizes
- Useful results
- Size of the Giant Component
- Average Component Size**

## References

# Average component size

- ▶ Next: find **average size** of finite components  $\langle n \rangle$ .
- ▶ Using standard G.F. result:  $\langle n \rangle = F'_\pi(1)$ .

## Basics

- Definitions
- How to build
- Some visual examples

## Structure

- Clustering
- Degree distributions
- Configuration model
- Largest component

## Generating Functions

- Definitions
- Basic Properties
- Giant Component Condition
- Component sizes
- Useful results
- Size of the Giant Component
- Average Component Size**

## References

# Average component size

- ▶ Next: find **average size** of finite components  $\langle n \rangle$ .
- ▶ Using standard G.F. result:  $\langle n \rangle = F'_\pi(1)$ .
- ▶ Try to avoid finding  $F_\pi(x)$ ...

## Basics

- Definitions
- How to build
- Some visual examples

## Structure

- Clustering
- Degree distributions
- Configuration model
- Largest component

## Generating Functions

- Definitions
- Basic Properties
- Giant Component Condition
- Component sizes
- Useful results
- Size of the Giant Component
- Average Component Size**

## References

# Average component size

- ▶ Next: find **average size** of finite components  $\langle n \rangle$ .
- ▶ Using standard G.F. result:  $\langle n \rangle = F'_\pi(1)$ .
- ▶ Try to avoid finding  $F_\pi(x)$ ...
- ▶ Starting from  $F_\pi(x) = xF_P(F_\rho(x))$ , we differentiate:

$$F'_\pi(x) = F_P(F_\rho(x)) + xF'_\rho(x)F'_P(F_\rho(x))$$

Basics

- Definitions
- How to build
- Some visual examples

Structure

- Clustering
- Degree distributions
- Configuration model
- Largest component

Generating Functions

- Definitions
- Basic Properties
- Giant Component Condition
- Component sizes
- Useful results
- Size of the Giant Component
- Average Component Size

References

# Average component size

- ▶ Next: find **average size** of finite components  $\langle n \rangle$ .
- ▶ Using standard G.F. result:  $\langle n \rangle = F'_\pi(1)$ .
- ▶ Try to avoid finding  $F_\pi(x)$ ...
- ▶ Starting from  $F_\pi(x) = xF_P(F_\rho(x))$ , we differentiate:

$$F'_\pi(x) = F_P(F_\rho(x)) + xF'_\rho(x)F'_P(F_\rho(x))$$

- ▶ While  $F_\rho(x) = xF_R(F_\rho(x))$  gives

$$F'_\rho(x) = F_R(F_\rho(x)) + xF'_\rho(x)F'_R(F_\rho(x))$$

Basics

- Definitions
- How to build
- Some visual examples

Structure

- Clustering
- Degree distributions
- Configuration model
- Largest component

Generating Functions

- Definitions
- Basic Properties
- Giant Component Condition
- Component sizes
- Useful results
- Size of the Giant Component
- Average Component Size

References

# Average component size

- ▶ Next: find **average size** of finite components  $\langle n \rangle$ .
- ▶ Using standard G.F. result:  $\langle n \rangle = F'_\pi(1)$ .
- ▶ Try to avoid finding  $F_\pi(x)$ ...
- ▶ Starting from  $F_\pi(x) = xF_P(F_\rho(x))$ , we differentiate:

$$F'_\pi(x) = F_P(F_\rho(x)) + xF'_\rho(x)F'_P(F_\rho(x))$$

- ▶ While  $F_\rho(x) = xF_R(F_\rho(x))$  gives

$$F'_\rho(x) = F_R(F_\rho(x)) + xF'_\rho(x)F'_R(F_\rho(x))$$

- ▶ Now set  $x = 1$  in both equations.

Basics

- Definitions
- How to build
- Some visual examples

Structure

- Clustering
- Degree distributions
- Configuration model
- Largest component

Generating Functions

- Definitions
- Basic Properties
- Giant Component Condition
- Component sizes
- Useful results
- Size of the Giant Component
- Average Component Size

References

# Average component size

- ▶ Next: find **average size** of finite components  $\langle n \rangle$ .
- ▶ Using standard G.F. result:  $\langle n \rangle = F'_\pi(1)$ .
- ▶ Try to avoid finding  $F_\pi(x)$ ...
- ▶ Starting from  $F_\pi(x) = xF_P(F_\rho(x))$ , we differentiate:

$$F'_\pi(x) = F_P(F_\rho(x)) + xF'_\rho(x)F'_P(F_\rho(x))$$

- ▶ While  $F_\rho(x) = xF_R(F_\rho(x))$  gives

$$F'_\rho(x) = F_R(F_\rho(x)) + xF'_\rho(x)F'_R(F_\rho(x))$$

- ▶ Now set  $x = 1$  in both equations.
- ▶ We solve the second equation for  $F'_\rho(1)$  (we must already have  $F_\rho(1)$ ).

Basics

- Definitions
- How to build
- Some visual examples

Structure

- Clustering
- Degree distributions
- Configuration model
- Largest component

Generating Functions

- Definitions
- Basic Properties
- Giant Component Condition
- Component sizes
- Useful results
- Size of the Giant Component
- Average Component Size

References

# Average component size

- ▶ Next: find **average size** of finite components  $\langle n \rangle$ .
- ▶ Using standard G.F. result:  $\langle n \rangle = F'_\pi(1)$ .
- ▶ Try to avoid finding  $F_\pi(x)$ ...
- ▶ Starting from  $F_\pi(x) = xF_P(F_\rho(x))$ , we differentiate:

$$F'_\pi(x) = F_P(F_\rho(x)) + xF'_\rho(x)F'_P(F_\rho(x))$$

- ▶ While  $F_\rho(x) = xF_R(F_\rho(x))$  gives

$$F'_\rho(x) = F_R(F_\rho(x)) + xF'_\rho(x)F'_R(F_\rho(x))$$

- ▶ Now set  $x = 1$  in both equations.
- ▶ We solve the second equation for  $F'_\rho(1)$  (we must already have  $F_\rho(1)$ ).
- ▶ Plug  $F'_\rho(1)$  and  $F_\rho(1)$  into first equation to find  $F'_\pi(1)$ .

Basics

- Definitions
- How to build
- Some visual examples

Structure

- Clustering
- Degree distributions
- Configuration model
- Largest component

Generating Functions

- Definitions
- Basic Properties
- Giant Component Condition
- Component sizes
- Useful results
- Size of the Giant Component
- Average Component Size

References



# Average component size

**Example:** Standard random graphs.

## Basics

Definitions

How to build

Some visual examples

## Structure

Clustering

Degree distributions

Configuration model

Largest component

## Generating Functions

Definitions

Basic Properties

Giant Component Condition

Component sizes

Useful results

Size of the Giant

Component

**Average Component Size**

## References

# Average component size

**Example:** Standard random graphs.

- ▶ Use fact that  $F_P = F_R$  and  $F_\pi = F_\rho$ .

## Basics

- Definitions
- How to build
- Some visual examples

## Structure

- Clustering
- Degree distributions
- Configuration model
- Largest component

## Generating Functions

- Definitions
- Basic Properties
- Giant Component Condition
- Component sizes
- Useful results
- Size of the Giant Component
- Average Component Size**

## References

# Average component size

**Example:** Standard random graphs.

- ▶ Use fact that  $F_P = F_R$  and  $F_\pi = F_\rho$ .
- ▶ Two differentiated equations reduce to only one:

$$F'_\pi(x) = F_P(F_\pi(x)) + xF'_\pi(x)F'_P(F_\pi(x))$$

## Basics

Definitions

How to build

Some visual examples

## Structure

Clustering

Degree distributions

Configuration model

Largest component

## Generating Functions

Definitions

Basic Properties

Giant Component Condition

Component sizes

Useful results

Size of the Giant Component

Average Component Size

## References

# Average component size

**Example:** Standard random graphs.

- ▶ Use fact that  $F_P = F_R$  and  $F_\pi = F_\rho$ .
- ▶ Two differentiated equations reduce to only one:

$$F'_\pi(x) = F_P(F_\pi(x)) + xF'_\pi(x)F'_P(F_\pi(x))$$

$$\text{Rearrange: } F'_\pi(x) = \frac{F_P(F_\pi(x))}{1 - xF'_P(F_\pi(x))}$$

Basics

- Definitions
- How to build
- Some visual examples

Structure

- Clustering
- Degree distributions
- Configuration model
- Largest component

Generating Functions

- Definitions
- Basic Properties
- Giant Component Condition
- Component sizes
- Useful results
- Size of the Giant Component
- Average Component Size

References

# Average component size

**Example:** Standard random graphs.

- ▶ Use fact that  $F_P = F_R$  and  $F_\pi = F_\rho$ .
- ▶ Two differentiated equations reduce to only one:

$$F'_\pi(x) = F_P(F_\pi(x)) + xF'_\pi(x)F'_P(F_\pi(x))$$

$$\text{Rearrange: } F'_\pi(x) = \frac{F_P(F_\pi(x))}{1 - xF'_P(F_\pi(x))}$$

- ▶ Simplify denominator using  $F'_\pi(x) = \langle k \rangle F_\pi(x)$

Basics

- Definitions
- How to build
- Some visual examples

Structure

- Clustering
- Degree distributions
- Configuration model
- Largest component

Generating Functions

- Definitions
- Basic Properties
- Giant Component Condition
- Component sizes
- Useful results
- Size of the Giant Component
- Average Component Size

References

# Average component size

**Example:** Standard random graphs.

- ▶ Use fact that  $F_P = F_R$  and  $F_\pi = F_\rho$ .
- ▶ Two differentiated equations reduce to only one:

$$F'_\pi(x) = F_P(F_\pi(x)) + xF'_\pi(x)F'_P(F_\pi(x))$$

$$\text{Rearrange: } F'_\pi(x) = \frac{F_P(F_\pi(x))}{1 - xF'_P(F_\pi(x))}$$

- ▶ Simplify denominator using  $F'_\pi(x) = \langle k \rangle F_\pi(x)$
- ▶ Replace  $F_P(F_\pi(x))$  using  $F_\pi(x) = xF_P(F_\pi(x))$ .

## Basics

- Definitions
- How to build
- Some visual examples

## Structure

- Clustering
- Degree distributions
- Configuration model
- Largest component

## Generating Functions

- Definitions
- Basic Properties
- Giant Component Condition
- Component sizes
- Useful results
- Size of the Giant Component
- Average Component Size

## References

# Average component size

**Example:** Standard random graphs.

- ▶ Use fact that  $F_P = F_R$  and  $F_\pi = F_\rho$ .
- ▶ Two differentiated equations reduce to only one:

$$F'_\pi(x) = F_P(F_\pi(x)) + xF'_\pi(x)F'_P(F_\pi(x))$$

$$\text{Rearrange: } F'_\pi(x) = \frac{F_P(F_\pi(x))}{1 - xF'_P(F_\pi(x))}$$

- ▶ Simplify denominator using  $F'_\pi(x) = \langle k \rangle F_\pi(x)$
- ▶ Replace  $F_P(F_\pi(x))$  using  $F_\pi(x) = xF_P(F_\pi(x))$ .
- ▶ Set  $x = 1$  and replace  $F_\pi(1)$  with  $1 - S_1$ .

## Basics

- Definitions
- How to build
- Some visual examples

## Structure

- Clustering
- Degree distributions
- Configuration model
- Largest component

## Generating Functions

- Definitions
- Basic Properties
- Giant Component Condition
- Component sizes
- Useful results
- Size of the Giant Component
- Average Component Size

## References

# Average component size

**Example:** Standard random graphs.

- ▶ Use fact that  $F_P = F_R$  and  $F_\pi = F_\rho$ .
- ▶ Two differentiated equations reduce to only one:

$$F'_\pi(x) = F_P(F_\pi(x)) + xF'_\pi(x)F'_P(F_\pi(x))$$

$$\text{Rearrange: } F'_\pi(x) = \frac{F_P(F_\pi(x))}{1 - xF'_P(F_\pi(x))}$$

- ▶ Simplify denominator using  $F'_\pi(x) = \langle k \rangle F_\pi(x)$
- ▶ Replace  $F_P(F_\pi(x))$  using  $F_\pi(x) = xF_P(F_\pi(x))$ .
- ▶ Set  $x = 1$  and replace  $F_\pi(1)$  with  $1 - S_1$ .

$$\text{End result: } \langle n \rangle = F'_\pi(1) = \frac{(1 - S_1)}{1 - \langle k \rangle(1 - S_1)}$$

Basics

- Definitions
- How to build
- Some visual examples

Structure

- Clustering
- Degree distributions
- Configuration model
- Largest component

Generating Functions

- Definitions
- Basic Properties
- Giant Component Condition
- Component sizes
- Useful results
- Size of the Giant Component
- Average Component Size

References



# Average component size

- ▶ Our result for standard random networks:

$$\langle n \rangle = F'_\pi(1) = \frac{(1 - S_1)}{1 - \langle k \rangle(1 - S_1)}$$

## Basics

- Definitions
- How to build
- Some visual examples

## Structure

- Clustering
- Degree distributions
- Configuration model
- Largest component

## Generating Functions

- Definitions
- Basic Properties
- Giant Component Condition
- Component sizes
- Useful results
- Size of the Giant Component
- Average Component Size**

## References

# Average component size

- ▶ Our result for standard random networks:

$$\langle n \rangle = F'_\pi(1) = \frac{(1 - S_1)}{1 - \langle k \rangle(1 - S_1)}$$

- ▶ Recall that  $\langle k \rangle = 1$  is the critical value of average degree for standard random networks.

Basics

- Definitions
- How to build
- Some visual examples

Structure

- Clustering
- Degree distributions
- Configuration model
- Largest component

Generating Functions

- Definitions
- Basic Properties
- Giant Component Condition
- Component sizes
- Useful results
- Size of the Giant Component
- Average Component Size

References

# Average component size

- ▶ Our result for standard random networks:

$$\langle n \rangle = F'_\pi(1) = \frac{(1 - S_1)}{1 - \langle k \rangle(1 - S_1)}$$

- ▶ Recall that  $\langle k \rangle = 1$  is the critical value of average degree for standard random networks.
- ▶ Look at what happens when we increase  $\langle k \rangle$  to 1 from below.

Basics

- Definitions
- How to build
- Some visual examples

Structure

- Clustering
- Degree distributions
- Configuration model
- Largest component

Generating Functions

- Definitions
- Basic Properties
- Giant Component Condition
- Component sizes
- Useful results
- Size of the Giant Component
- Average Component Size

References

# Average component size

- ▶ Our result for standard random networks:

$$\langle n \rangle = F'_\pi(1) = \frac{(1 - S_1)}{1 - \langle k \rangle(1 - S_1)}$$

- ▶ Recall that  $\langle k \rangle = 1$  is the critical value of average degree for standard random networks.
- ▶ Look at what happens when we increase  $\langle k \rangle$  to 1 from below.
- ▶ We have  $S_1 = 0$  for all  $\langle k \rangle < 1$

Basics

- Definitions
- How to build
- Some visual examples

Structure

- Clustering
- Degree distributions
- Configuration model
- Largest component

Generating Functions

- Definitions
- Basic Properties
- Giant Component Condition
- Component sizes
- Useful results
- Size of the Giant Component
- Average Component Size

References

# Average component size

- ▶ Our result for standard random networks:

$$\langle n \rangle = F'_\pi(1) = \frac{(1 - S_1)}{1 - \langle k \rangle(1 - S_1)}$$

- ▶ Recall that  $\langle k \rangle = 1$  is the critical value of average degree for standard random networks.
- ▶ Look at what happens when we increase  $\langle k \rangle$  to 1 from below.
- ▶ We have  $S_1 = 0$  for all  $\langle k \rangle < 1$  so

$$\langle n \rangle = \frac{1}{1 - \langle k \rangle}$$

- ▶ This blows up as  $\langle k \rangle \rightarrow 1$ .

## Basics

- Definitions
- How to build
- Some visual examples

## Structure

- Clustering
- Degree distributions
- Configuration model
- Largest component

## Generating Functions

- Definitions
- Basic Properties
- Giant Component Condition
- Component sizes
- Useful results
- Size of the Giant Component
- Average Component Size

## References

# Average component size

- ▶ Our result for standard random networks:

$$\langle n \rangle = F'_\pi(1) = \frac{(1 - S_1)}{1 - \langle k \rangle(1 - S_1)}$$

- ▶ Recall that  $\langle k \rangle = 1$  is the critical value of average degree for standard random networks.
- ▶ Look at what happens when we increase  $\langle k \rangle$  to 1 from below.
- ▶ We have  $S_1 = 0$  for all  $\langle k \rangle < 1$  so

$$\langle n \rangle = \frac{1}{1 - \langle k \rangle}$$

- ▶ This blows up as  $\langle k \rangle \rightarrow 1$ .
- ▶ **Reason:** we have a power law distribution of component sizes at  $\langle k \rangle = 1$ .

Basics

- Definitions
- How to build
- Some visual examples

Structure

- Clustering
- Degree distributions
- Configuration model
- Largest component

Generating Functions

- Definitions
- Basic Properties
- Giant Component Condition
- Component sizes
- Useful results
- Size of the Giant Component
- Average Component Size

References

# Average component size

- ▶ Our result for standard random networks:

$$\langle n \rangle = F'_\pi(1) = \frac{(1 - S_1)}{1 - \langle k \rangle(1 - S_1)}$$

- ▶ Recall that  $\langle k \rangle = 1$  is the critical value of average degree for standard random networks.
- ▶ Look at what happens when we increase  $\langle k \rangle$  to 1 from below.
- ▶ We have  $S_1 = 0$  for all  $\langle k \rangle < 1$  so

$$\langle n \rangle = \frac{1}{1 - \langle k \rangle}$$

- ▶ This blows up as  $\langle k \rangle \rightarrow 1$ .
- ▶ **Reason:** we have a power law distribution of component sizes at  $\langle k \rangle = 1$ .
- ▶ Typical critical point behavior....

## Basics

- Definitions
- How to build
- Some visual examples

## Structure

- Clustering
- Degree distributions
- Configuration model
- Largest component

## Generating Functions

- Definitions
- Basic Properties
- Giant Component Condition
- Component sizes
- Useful results
- Size of the Giant Component
- Average Component Size

## References

# Average component size

- ▶ Limits of  $\langle k \rangle = 0$  and  $\infty$  make sense for

$$\langle n \rangle = F'_{\pi}(1) = \frac{(1 - S_1)}{1 - \langle k \rangle(1 - S_1)}$$

## Basics

- Definitions
- How to build
- Some visual examples

## Structure

- Clustering
- Degree distributions
- Configuration model
- Largest component

## Generating Functions

- Definitions
- Basic Properties
- Giant Component Condition
- Component sizes
- Useful results
- Size of the Giant Component
- Average Component Size**

## References



# Average component size

- ▶ Limits of  $\langle k \rangle = 0$  and  $\infty$  make sense for

$$\langle n \rangle = F'_{\pi}(1) = \frac{(1 - S_1)}{1 - \langle k \rangle(1 - S_1)}$$

- ▶ As  $\langle k \rangle \rightarrow 0$ ,  $S_1 = 0$ , and  $\langle n \rangle \rightarrow 1$ .

## Basics

- Definitions
- How to build
- Some visual examples

## Structure

- Clustering
- Degree distributions
- Configuration model
- Largest component

## Generating Functions

- Definitions
- Basic Properties
- Giant Component Condition
- Component sizes
- Useful results
- Size of the Giant Component
- Average Component Size**

## References

# Average component size

- ▶ Limits of  $\langle k \rangle = 0$  and  $\infty$  make sense for

$$\langle n \rangle = F'_{\pi}(1) = \frac{(1 - S_1)}{1 - \langle k \rangle(1 - S_1)}$$

- ▶ As  $\langle k \rangle \rightarrow 0$ ,  $S_1 = 0$ , and  $\langle n \rangle \rightarrow 1$ .
- ▶ All nodes are isolated.

## Basics

- Definitions
- How to build
- Some visual examples

## Structure

- Clustering
- Degree distributions
- Configuration model
- Largest component

## Generating Functions

- Definitions
- Basic Properties
- Giant Component Condition
- Component sizes
- Useful results
- Size of the Giant Component
- Average Component Size**

## References

## Basics

Definitions

How to build

Some visual examples

## Structure

Clustering

Degree distributions

Configuration model

Largest component

## Generating Functions

Definitions

Basic Properties

Giant Component Condition

Component sizes

Useful results

Size of the Giant

Component

Average Component Size

## References

- ▶ Limits of  $\langle k \rangle = 0$  and  $\infty$  make sense for

$$\langle n \rangle = F'_\pi(1) = \frac{(1 - S_1)}{1 - \langle k \rangle(1 - S_1)}$$

- ▶ As  $\langle k \rangle \rightarrow 0$ ,  $S_1 = 0$ , and  $\langle n \rangle \rightarrow 1$ .
- ▶ All nodes are isolated.
- ▶ As  $\langle k \rangle \rightarrow \infty$ ,  $S_1 \rightarrow 1$  and  $\langle n \rangle \rightarrow 0$ .

## Basics

Definitions

How to build

Some visual examples

## Structure

Clustering

Degree distributions

Configuration model

Largest component

## Generating Functions

Definitions

Basic Properties

Giant Component Condition

Component sizes

Useful results

Size of the Giant

Component




Average Component Size

## References

- ▶ Limits of  $\langle k \rangle = 0$  and  $\infty$  make sense for

$$\langle n \rangle = F'_\pi(1) = \frac{(1 - S_1)}{1 - \langle k \rangle(1 - S_1)}$$

- ▶ As  $\langle k \rangle \rightarrow 0$ ,  $S_1 = 0$ , and  $\langle n \rangle \rightarrow 1$ .
- ▶ All nodes are isolated.
- ▶ As  $\langle k \rangle \rightarrow \infty$ ,  $S_1 \rightarrow 1$  and  $\langle n \rangle \rightarrow 0$ .
- ▶ No nodes are outside of the giant component.

-  **M. E. J. Newman.**  
The structure and function of complex networks.  
*SIAM Review*, 45(2):167–256, 2003. [pdf](#) (田)
-  **S. H. Strogatz.**  
*Nonlinear Dynamics and Chaos.*  
Addison Wesley, Reading, Massachusetts, 1994.
-  **H. S. Wilf.**  
*Generatingfunctionology.*  
A K Peters, Natick, MA, 3rd edition, 2006.

### Basics

- Definitions
- How to build
- Some visual examples

### Structure

- Clustering
- Degree distributions
- Configuration model
- Largest component

### Generating Functions

- Definitions
- Basic Properties
- Giant Component Condition
- Component sizes
- Useful results
- Size of the Giant Component
- Average Component Size

### References