

# Power-Law Size Distributions

Last updated: 2024/09/16, 22:10:34 EDT

Principles of Complex Systems, Vols. 1, 2, & 3D  
CSYS/MATH 6701, 6713, & a pretend number, 2024–2025

Prof. Peter Sheridan Dodds

Computational Story Lab | Vermont Complex Systems Center  
Santa Fe Institute | University of Vermont

Licensed under the [Creative Commons Attribution 4.0 International License](https://creativecommons.org/licenses/by/4.0/)

- The PoCSverse Power-Law Size Distributions 1 of 71
- Our Intuition
- Definition
- Examples
- Wild vs. Mild
- CCDFs
- Size rankings and Zipf's law
- Size ranking ↔ CCDF
- References

## Homo probabilisticus?

The set up:

A parent has two children.

Simple probability question:

What is the probability that both children are girls?

The next set up:

A parent has two children.

We know one of them is a girl.

The next probabilistic poser:

What is the probability that both children are girls?

Try this one:

A parent has two children.

We know one of them is a girl born on a Tuesday.

Simple question #3:

What is the probability that both children are girls?

Last:

A parent has two children.

We know one of them is a girl born on December 31.

And ...

What is the probability that both children are girls?

## Let's test our collective intuition:



Money  
≡  
Belief

## Two questions about wealth distribution in the United States:

1. Please estimate the percentage of all wealth owned by individuals when grouped into quintiles.
2. Please estimate what you believe each quintile should own, ideally.
3. Extremes: 100, 0, 0, 0, 0 and 20, 20, 20, 20, 20.

## Wealth distribution in the United States: <sup>[13]</sup>

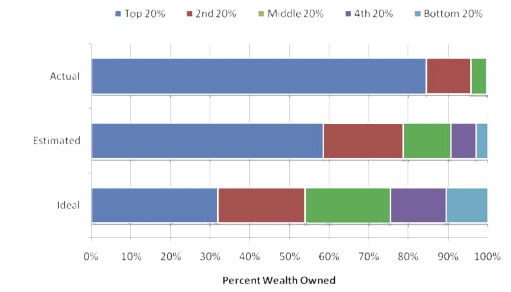


Fig. 2. The actual United States wealth distribution plotted against the estimated and ideal distributions across all respondents. Because of their small percentage share of total wealth, both the “4th 20%” value (0.2%) and the “Bottom 20%” value (0.1%) are not visible in the “Actual” distribution.

“Building a better America—One wealth quintile at a time”

Norton and Ariely, 2011. <sup>[13]</sup>

But: [Fraud.](#)

## Wealth distribution in the United States: <sup>[13]</sup>

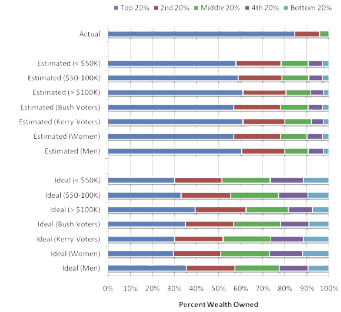


Fig. 3. The actual United States wealth distribution plotted against the estimated and ideal distributions of respondents of different income levels, political affiliations, and genders. Because of their small percentage share of total wealth, both the “4th 20%” value (0.2%) and the “Bottom 20%” value (0.1%) are not visible in the “Actual” distribution.

A highly watched video based on this research is [here.](#)

## Outline

Our Intuition

Definition

Examples

Wild vs. Mild

CCDFs

Size rankings and Zipf's law

Size ranking ↔ CCDF

References

- The PoCSverse Power-Law Size Distributions 2 of 71
- Our Intuition
- Definition
- Examples
- Wild vs. Mild
- CCDFs
- Size rankings and Zipf's law
- Size ranking ↔ CCDF
- References

## Two of the many things we struggle with cognitively:

1. Probability.

- Ex. [The Monty Hall Problem.](#)
- Ex. [Daughter/Son born on Tuesday.](#)  
(see next two slides; [Wikipedia entry here](#).)

2. Logarithmic scales.

## On counting and logarithms:



- Listen to Radiolab's 2009 piece: [“Numbers.”](#)
- Later: [Benford's Law](#)

Also to be enjoyed: [The Dunning-Kruger effect](#)

- The PoCSverse Power-Law Size Distributions 4 of 71
- Our Intuition
- Definition
- Examples
- Wild vs. Mild
- CCDFs
- Size rankings and Zipf's law
- Size ranking ↔ CCDF
- References

- The PoCSverse Power-Law Size Distributions 5 of 71
- Our Intuition
- Definition
- Examples
- Wild vs. Mild
- CCDFs
- Size rankings and Zipf's law
- Size ranking ↔ CCDF
- References

- The PoCSverse Power-Law Size Distributions 6 of 71
- Our Intuition
- Definition
- Examples
- Wild vs. Mild
- CCDFs
- Size rankings and Zipf's law
- Size ranking ↔ CCDF
- References

- The PoCSverse Power-Law Size Distributions 7 of 71
- Our Intuition
- Definition
- Examples
- Wild vs. Mild
- CCDFs
- Size rankings and Zipf's law
- Size ranking ↔ CCDF
- References

- The PoCSverse Power-Law Size Distributions 9 of 71
- Our Intuition
- Definition
- Examples
- Wild vs. Mild
- CCDFs
- Size rankings and Zipf's law
- Size ranking ↔ CCDF
- References

- The PoCSverse Power-Law Size Distributions 10 of 71
- Our Intuition
- Definition
- Examples
- Wild vs. Mild
- CCDFs
- Size rankings and Zipf's law
- Size ranking ↔ CCDF
- References

<sup>1</sup>2000 Ig Nobel winners

## Size distributions:

Usually, only the tail of the distribution obeys a power law:

$$P(x) \sim cx^{-\gamma} \text{ for } x \text{ large.}$$

Still use term ‘power-law size distribution.’

Other terms:

- Fat-tailed distributions.
- Heavy-tailed distributions.

Beware:

Inverse power laws aren’t the only ones: lognormals, Weibull distributions, ...

The PoCSverse  
Power-Law Size Distributions  
11 of 71  
Our Intuition  
Definition  
Examples  
Wild vs. Mild  
CCDFs  
Size rankings and Zipf’s law  
Size ranking ↔ CCDF  
References

## Jonathan Harris’s (not quite dead) Wordcount:

A word frequency distribution explorer:



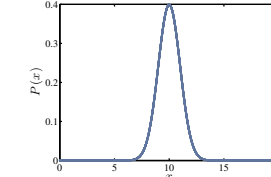
The PoCSverse  
Power-Law Size Distributions  
14 of 71  
Our Intuition  
Definition  
Examples  
Wild vs. Mild  
CCDFs  
Size rankings and Zipf’s law  
Size ranking ↔ CCDF  
References

## The statistics of surprise—words:

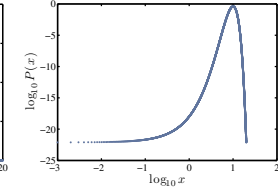
First—a Gaussian example:

$$P(x)dx = \frac{1}{\sqrt{2\pi}\sigma} e^{-(x-\mu)^2/2\sigma^2} dx$$

linear:



log-log



mean  $\mu = 10$ , variance  $\sigma^2 = 1$ .

Activity: Sketch  $P(x) \sim x^{-1}$  for  $x = 1$  to  $x = 10^7$ .

The PoCSverse  
Power-Law Size Distributions  
17 of 71  
Our Intuition  
Definition  
Examples  
Wild vs. Mild  
CCDFs  
Size rankings and Zipf’s law  
Size ranking ↔ CCDF  
References

## Size distributions:

Many systems have discrete sizes  $k$ :

- Word frequency
- Node degree in networks: # friends, # hyperlinks, etc.
- # citations for articles, court decisions, etc.

$$P(k) \sim ck^{-\gamma}$$

where  $k_{\min} \leq k \leq k_{\max}$

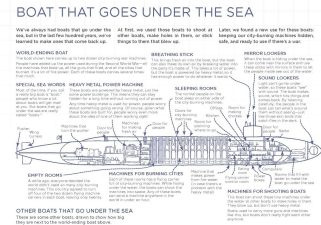
Obvious fail for  $k = 0$ .

Again, typically a description of distribution’s tail.

The PoCSverse  
Power-Law Size Distributions  
12 of 71  
Our Intuition  
Definition  
Examples  
Wild vs. Mild  
CCDFs  
Size rankings and Zipf’s law  
Size ranking ↔ CCDF  
References



“Thing Explainer: Complicated Stuff in Simple Words”  
by Randall Munroe (2015). [11]



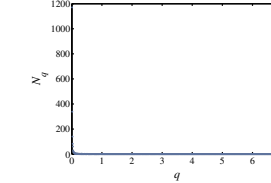
Up goer five

The PoCSverse  
Power-Law Size Distributions  
15 of 71  
Our Intuition  
Definition  
Examples  
Wild vs. Mild  
CCDFs  
Size rankings and Zipf’s law  
Size ranking ↔ CCDF  
References

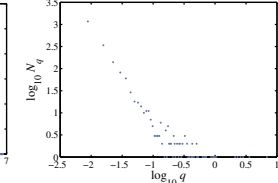
## The statistics of surprise—words:

Raw ‘probability’ (binned) for Brown Corpus:

linear:



log-log



$q_w$  = normalized frequency of occurrence of word  $w$  (%).

$N_q$  = number of distinct words that have a normalized frequency of occurrence  $q$ .

e.g.  $q_{\text{the}} \approx 6.9\%$ ,  $N_{q_{\text{the}}} = 1$ .

The PoCSverse  
Power-Law Size Distributions  
18 of 71  
Our Intuition  
Definition  
Examples  
Wild vs. Mild  
CCDFs  
Size rankings and Zipf’s law  
Size ranking ↔ CCDF  
References

## Word rank and frequency:

Brown Corpus (~  $10^6$  words):

rank	word	% q	rank	word	% q
1.	the	6.8872	1945.	apply	0.0055
2.	of	3.5839	1946.	vital	0.0055
3.	and	2.8401	1947.	September	0.0055
4.	to	2.5744	1948.	review	0.0055
5.	a	2.2996	1949.	wage	0.0055
6.	in	2.1010	1950.	motor	0.0055
7.	that	1.0428	1951.	fifteen	0.0055
8.	is	0.9943	1952.	regarded	0.0055
9.	was	0.9661	1953.	draw	0.0055
10.	he	0.9392	1954.	wheel	0.0055
11.	for	0.9340	1955.	organized	0.0055
12.	it	0.8623	1956.	vision	0.0055
13.	with	0.7176	1957.	wild	0.0055
14.	as	0.7137	1958.	Palmer	0.0055
15.	his	0.6886	1959.	intensity	0.0055

The PoCSverse  
Power-Law Size Distributions  
13 of 71  
Our Intuition  
Definition  
Examples  
Wild vs. Mild  
CCDFs  
Size rankings and Zipf’s law  
Size ranking ↔ CCDF  
References

## The long tail of knowledge:

Cited by

	All	Since 2016
Citations	432350	166872
h-index	155	104
i10-index	369	277



Take a scrolling voyage to the citational abyss, starting at the surface with the lonely, giant citaceans, moving down to the legion of strange, sometimes misplaced, unloved creatures, that dwell in

Kahneman’s Google Scholar page

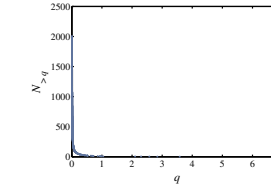
- Papers are the events, size is the number of citations
- Natural to order by size or publication date.

The PoCSverse  
Power-Law Size Distributions  
16 of 71  
Our Intuition  
Definition  
Examples  
Wild vs. Mild  
CCDFs  
Size rankings and Zipf’s law  
Size ranking ↔ CCDF  
References

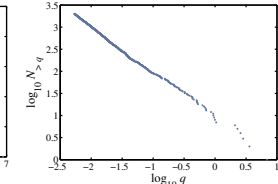
## The statistics of surprise—words:

Complementary Cumulative Distribution (for frequency or probability)  $N_{\geq q}$ :

linear:



log-log



Also known as the ‘Exceedance Probability.’

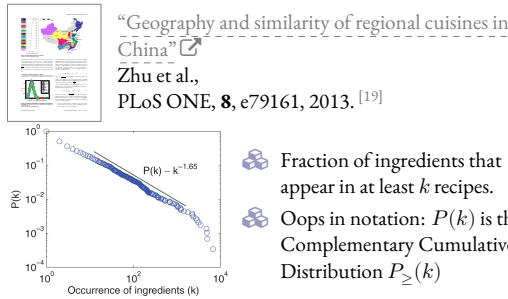
The PoCSverse  
Power-Law Size Distributions  
19 of 71  
Our Intuition  
Definition  
Examples  
Wild vs. Mild  
CCDFs  
Size rankings and Zipf’s law  
Size ranking ↔ CCDF  
References

My, what big words you have ...



- Test capitalizes on word frequency following a heavily skewed frequency distribution with a decaying power-law tail.
- This Man Can Pronounce Every Word in the Dictionary (story here)
- Best of Dr. Bailly

The PoCSVerse  
Power-Law Size Distributions  
20 of 71  
Our Intuition  
Definition  
Examples  
Wild vs. Mild  
CCDFs  
Size rankings and Zipf's law  
Size ranking ⇔ CCDF  
References



- Fraction of ingredients that appear in at least  $k$  recipes.
- Oops in notation:  $P(k)$  is the Complementary Cumulative Distribution  $P_{\geq}(k)$

The PoCSVerse  
Power-Law Size Distributions  
25 of 71  
Our Intuition  
Definition  
Examples  
Wild vs. Mild  
CCDFs  
Size rankings and Zipf's law  
Size ranking ⇔ CCDF  
References

Size distributions:

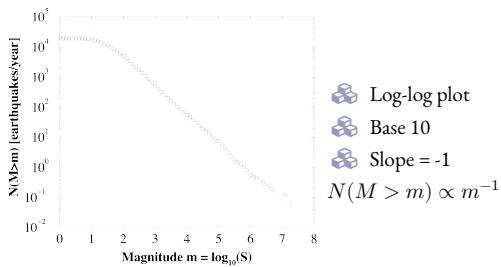
Some examples:

- Earthquake magnitude (Gutenberg-Richter law):  $P(M) \propto M^{-2}$
- # war deaths:  $P(d) \propto d^{-1.8}$
- Sizes of forest fires
- Sizes of cities:  $P(n) \propto n^{-2.1}$
- # links to and from websites
- Note: Exponents range in error

The PoCSVerse  
Power-Law Size Distributions  
26 of 71  
Our Intuition  
Definition  
Examples  
Wild vs. Mild  
CCDFs  
Size rankings and Zipf's law  
Size ranking ⇔ CCDF  
References

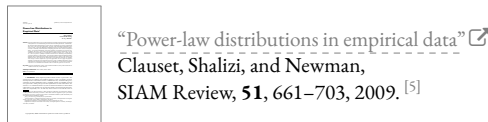
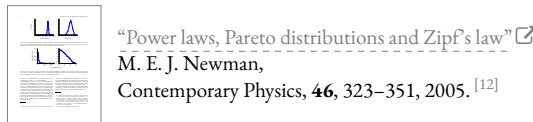
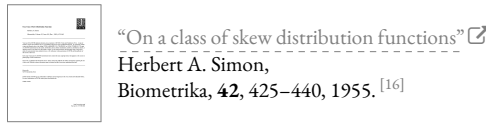
The statistics of surprise:

Gutenberg-Richter law



- From both the very awkwardly similar Christensen et al. and Bak et al.: "Unified scaling law for earthquakes"

The PoCSVerse  
Power-Law Size Distributions  
21 of 71  
Our Intuition  
Definition  
Examples  
Wild vs. Mild  
CCDFs  
Size rankings and Zipf's law  
Size ranking ⇔ CCDF  
References



The PoCSVerse  
Power-Law Size Distributions  
24 of 71  
Our Intuition  
Definition  
Examples  
Wild vs. Mild  
CCDFs  
Size rankings and Zipf's law  
Size ranking ⇔ CCDF  
References

Size distributions:

More examples:

- # citations to papers:  $P(k) \propto k^{-3}$
- Individual wealth (maybe):  $P(W) \propto W^{-2}$
- Distributions of tree trunk diameters:  $P(d) \propto d^{-2}$
- The gravitational force at a random point in the universe:  $P(F) \propto F^{-5/2}$ . (See the Holtsmark distribution and stable distributions)
- Diameter of moon craters:  $P(d) \propto d^{-3}$
- Word frequency: e.g.,  $P(k) \propto k^{-2.2}$  (variable).
- # religious adherents in cults:  $P(k) \propto k^{-1.8 \pm 0.1}$
- # sightings of birds per species (North American Breeding Bird Survey for 2003):  $P(k) \propto k^{-2.1 \pm 0.1}$
- # species per genus:  $P(k) \propto k^{-2.4 \pm 0.2}$

The PoCSVerse  
Power-Law Size Distributions  
27 of 71  
Our Intuition  
Definition  
Examples  
Wild vs. Mild  
CCDFs  
Size rankings and Zipf's law  
Size ranking ⇔ CCDF  
References

The statistics of surprise:

From: "Quake Moves Japan Closer to U.S. and Alters Earth's Spin" by Kenneth Chang, March 13, 2011, NYT:

'What is perhaps most surprising about the Japan earthquake is how misleading history can be. In the past 300 years, no earthquake nearly that large—nothing larger than magnitude eight—had struck in the Japan subduction zone. That, in turn, led to assumptions about how large a tsunami might strike the coast.'

"It did them a giant disservice," said Dr. Stein of the geological survey. That is not the first time that the earthquake potential of a fault has been underestimated. Most geophysicists did not think the Sumatra fault could generate a magnitude 9.1 earthquake, ...

The PoCSVerse  
Power-Law Size Distributions  
22 of 71  
Our Intuition  
Definition  
Examples  
Wild vs. Mild  
CCDFs  
Size rankings and Zipf's law  
Size ranking ⇔ CCDF  
References

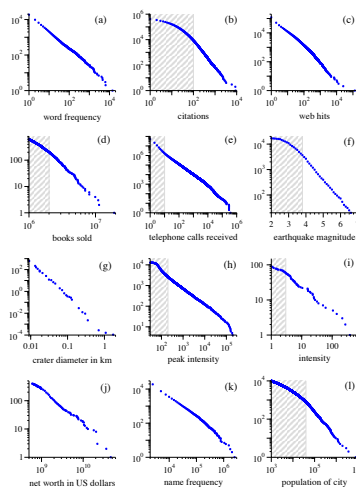


FIG. 4. Cumulative distribution or "rank-frequency plot" of twelve quantities related to diverse power laws. The distributions are shown on log-log axes. The shaded regions indicate the power-law fit. The data points are shown in blue. The distributions are: (a) word frequency, (b) citations, (c) web hits, (d) books sold, (e) telephone calls received, (f) earthquake magnitude, (g) crater diameter in km, (h) peak intensity, (i) intensity, (j) net worth in US dollars, (k) name frequency, (l) population of city.

The PoCSVerse  
Power-Law Size Distributions  
25 of 71  
Our Intuition  
Definition  
Examples  
Wild vs. Mild  
CCDFs  
Size rankings and Zipf's law  
Size ranking ⇔ CCDF  
References

Table 3 from Clauset, Shalizi, and Newman [5]:

Basic parameters of the data sets described in section 6, along with their power-law fits and the corresponding p-values (statistically significant values are denoted in bold).

Quantity	n	$\alpha$	$\sigma$	$\sigma_{max}$	$\hat{\alpha}_{min}$	$\hat{\alpha}$	$n_{tail}$	p
count of word use	18,855	11.14	148.33	14,086	$7 \pm 2$	1.95(2)	2958 ± 987	<b>0.49</b>
protein interaction degree	1846	2.34	3.05	56	$5 \pm 2$	3.1(3)	204 ± 263	<b>0.31</b>
metabolic degree	1641	5.68	17.81	468	$4 \pm 1$	2.8(1)	748 ± 136	0.00
Internet degree	22,688	5.63	37.83	2583	$21 \pm 9$	2.12(9)	770 ± 1124	<b>0.29</b>
telephone calls received	51,360,423	3.88	179.09	375,746	$120 \pm 49$	2.09(1)	102,592 ± 210,147	<b>0.63</b>
intensity of wars	115	15.70	49.97	382	$2.1 \pm 3.5$	1.7(2)	70 ± 14	<b>0.20</b>
terrorist attack severity	9101	4.35	31.58	2749	$12 \pm 4$	2.4(2)	547 ± 1663	<b>0.68</b>
HTTP size (kilobytes)	226,386	7.36	57.94	10,971	$36.25 \pm 22.74$	2.48(5)	6794 ± 2232	0.00
species per genus	509	5.59	6.94	56	$4 \pm 2$	2.4(2)	233 ± 138	<b>0.10</b>
bird species sightings	591	3384.36	10,952.34	138,705	$6679 \pm 2463$	2.1(2)	66 ± 41	<b>0.55</b>
blackouts ( $\times 10^3$ )	211	253.87	610.31	7500	$230 \pm 90$	2.3(3)	59 ± 35	<b>0.62</b>
sales of books ( $\times 10^3$ )	633	1986.67	1396.60	19,077	$2400 \pm 430$	3.7(3)	139 ± 115	<b>0.66</b>
population of cities ( $\times 10^3$ )	19,447	9.00	77.83	9,009	$52.46 \pm 11.88$	2.37(8)	580 ± 177	<b>0.70</b>
email address books size	4581	12.45	21.49	333	$57 \pm 21$	3.5(6)	196 ± 449	<b>0.16</b>
forest fire size (acres)	203,785	0.90	20.99	4121	$6324 \pm 3487$	2.2(3)	521 ± 6801	0.05
solar flare intensity	12,773	689.41	6520.59	231,300	$323 \pm 89$	1.79(2)	1711 ± 384	<b>1.00</b>
quake intensity ( $\times 10^3$ )	19,902	24.54	563.83	63,096	$0.794 \pm 80.198$	1.94(4)	11,697 ± 2159	0.00
religious followers ( $\times 10^6$ )	103	27.36	136.64	1050	$3.85 \pm 1.60$	1.8(1)	39 ± 26	<b>0.42</b>
freq. of surnames ( $\times 10^3$ )	2753	20.59	113.99	2502	$111.92 \pm 40.67$	2.5(2)	239 ± 215	<b>0.20</b>
net worth (bill. USD)	469	2388.69	4167.45	46,060	$960 \pm 364$	2.3(1)	302 ± 77	0.00
citations to papers	415,229	16.17	44.02	8904	$160 \pm 35$	3.16(6)	3455 ± 1859	<b>0.20</b>
papers authored	401,445	7.21	16.52	1416	$133 \pm 13$	4.3(1)	988 ± 377	<b>0.90</b>
hits to web sites	119,724	9.83	392.52	120,641	$2 \pm 13$	1.81(8)	50,981 ± 16,898	0.00
links to web sites	241,428,853	9.15	106,871.05	1,199,466	$3684 \pm 151$	2.33(9)	28,986 ± 1560	0.00

- We'll explore various exponent measurement techniques in assignments.

# power-law size distributions

## Gaussians versus power-law size distributions:

- Mediocristan versus Extremistan
- Mild versus Wild (Mandelbrot)
- Example: Height versus wealth.

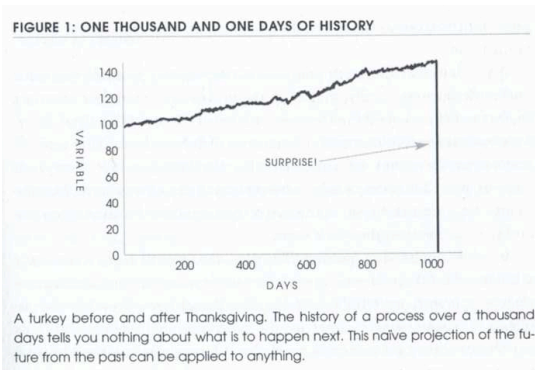
### THE BLACK SWAN



- See "The Black Swan" by Nassim Taleb. [17]
- Terrible if successful framing: Black swans are not that surprising ...

Nassim Nicholas Taleb

## Turkeys ...



From "The Black Swan" [17]

## Taleb's table [17]

### Mediocristan/Extremistan

- Most typical member is mediocre/Most typical is either giant or tiny
- Winners get a small segment/Winner take almost all effects
- When you observe for a while, you know what's going on/It takes a very long time to figure out what's going on
- Prediction is easy/Prediction is hard
- History crawls/History makes jumps
- Tyranny of the collective/Tyranny of the rare and accidental

## Size distributions:

The PoCSverse  
Power-Law Size Distributions  
29 of 71  
Our Intuition  
Definition  
Examples  
Wild vs. Mild  
CCDFs  
Size rankings and Zipf's law  
Size ranking ↔ CCDF  
References



Power-law size distributions are sometimes called

Pareto distributions after Italian scholar Vilfredo Pareto.

- Pareto noted wealth in Italy was distributed unevenly (80/20 rule; misleading, see later).
- Term used especially by practitioners of the Dismal Science.

The PoCSverse  
Power-Law Size Distributions  
30 of 71  
Our Intuition  
Definition  
Examples  
Wild vs. Mild  
CCDFs  
Size rankings and Zipf's law  
Size ranking ↔ CCDF  
References

## Devilish power-law size distribution details:

### Exhibit A:

Given  $P(x) = cx^{-\gamma}$  with  $0 < x_{\min} < x < x_{\max}$ , the mean is ( $\gamma \neq 2$ ):

$$\langle x \rangle = \frac{c}{2-\gamma} (x_{\max}^{2-\gamma} - x_{\min}^{2-\gamma}).$$

- Mean 'blows up' with upper cutoff if  $\gamma < 2$ .
- Mean depends on lower cutoff if  $\gamma > 2$ .
- $\gamma < 2$ : Typical sample is large.
- $\gamma > 2$ : Typical sample is small.

Insert assignment question

The PoCSverse  
Power-Law Size Distributions  
31 of 71  
Our Intuition  
Definition  
Examples  
Wild vs. Mild  
CCDFs  
Size rankings and Zipf's law  
Size ranking ↔ CCDF  
References

## Moments:

If  $n \neq \gamma - 1$ :

$$\langle x^n \rangle = \int_{x_{\min}}^{x_{\max}} x^n P(x) dx = \frac{c}{n-\gamma+1} (x_{\max}^{n-\gamma+1} - x_{\min}^{n-\gamma+1}).$$

$$\text{where } c = \frac{\gamma-1}{a^{-(\gamma-1)} - b^{-(\gamma-1)}}.$$

Because both  $n - \gamma + 1$  and  $(x_{\max}^{n-\gamma+1} - x_{\min}^{n-\gamma+1})$  are either negative or positive, we can write:

$$\langle x^n \rangle = \frac{c}{|n-\gamma+1|} |x_{\max}^{n-\gamma+1} - x_{\min}^{n-\gamma+1}|.$$

If  $n = \gamma - 1$ :

$$\langle x^n \rangle = c \frac{x_{\max}}{x_{\min}}.$$

The PoCSverse  
Power-Law Size Distributions  
32 of 71  
Our Intuition  
Definition  
Examples  
Wild vs. Mild  
CCDFs  
Size rankings and Zipf's law  
Size ranking ↔ CCDF  
References

## "The horror, the horror ..."

### Moments:

- All moments depend only on cutoffs.
- No internal scale that dominates/matters.
- Compare to a Gaussian, exponential, etc.

For many real size distributions:  $2 < \gamma < 3$

- mean is finite (depends on lower cutoff)
- $\sigma^2 =$  variance is 'infinite' (depends on upper cutoff)
- Width of distribution is 'infinite'
- If  $\gamma > 3$ , distribution is less terrifying and may be easily confused with other kinds of distributions.

Insert assignment question

The PoCSverse  
Power-Law Size Distributions  
33 of 71  
Our Intuition  
Definition  
Examples  
Wild vs. Mild  
CCDFs  
Size rankings and Zipf's law  
Size ranking ↔ CCDF  
References

## Moments

Standard deviation is a mathematical convenience:

- Variance is nice analytically ...
- Another measure of distribution width:

$$\text{Mean average deviation (MAD)} = \langle |x - \langle x \rangle| \rangle$$

For a pure power law with  $2 < \gamma < 3$ :

$$\langle |x - \langle x \rangle| \rangle \text{ is finite.}$$

- But MAD is mildly unpleasant analytically ...
- We still speak of infinite 'width' if  $\gamma < 3$ .

The PoCSverse  
Power-Law Size Distributions  
34 of 71  
Our Intuition  
Definition  
Examples  
Wild vs. Mild  
CCDFs  
Size rankings and Zipf's law  
Size ranking ↔ CCDF  
References

## How sample sizes grow ...

Given  $P(x) \sim cx^{-\gamma}$ :

We can show that after  $n$  samples, we expect the largest sample to be<sup>2</sup>

$$x_1 \gtrsim c' n^{1/(\gamma-1)}$$

Sampling from a finite-variance distribution gives a much slower growth with  $n$ .

e.g., for  $P(x) = \lambda e^{-\lambda x}$ , we find

$$x_1 \gtrsim \frac{1}{\lambda} \ln n.$$

Insert assignment question

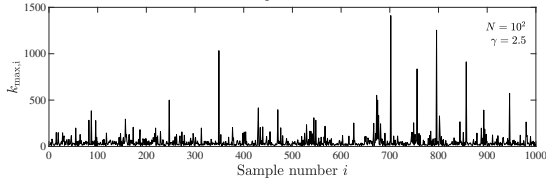
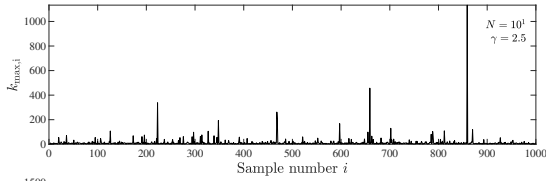
<sup>2</sup>Later, we see that the largest sample grows as  $n^\alpha$  where  $\alpha$  is the size-ranking exponent

The PoCSverse  
Power-Law Size Distributions  
35 of 71  
Our Intuition  
Definition  
Examples  
Wild vs. Mild  
CCDFs  
Size rankings and Zipf's law  
Size ranking ↔ CCDF  
References

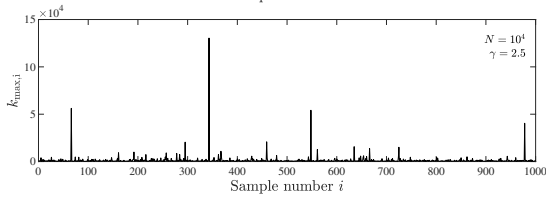
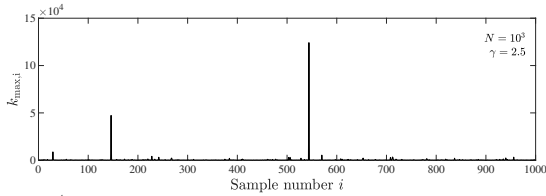
The PoCSverse  
Power-Law Size Distributions  
36 of 71  
Our Intuition  
Definition  
Examples  
Wild vs. Mild  
CCDFs  
Size rankings and Zipf's law  
Size ranking ↔ CCDF  
References

The PoCSverse  
Power-Law Size Distributions  
37 of 71  
Our Intuition  
Definition  
Examples  
Wild vs. Mild  
CCDFs  
Size rankings and Zipf's law  
Size ranking ↔ CCDF  
References

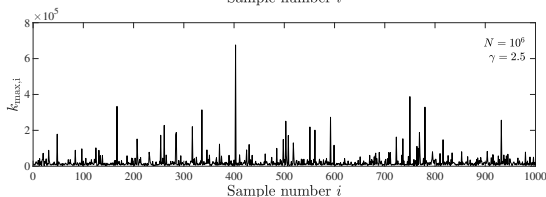
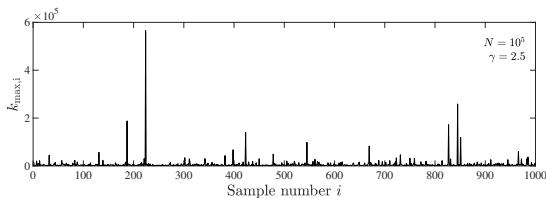
$\gamma = 5/2$ , maxima of  $N$  samples,  $n = 1000$  sets of samples:



$\gamma = 5/2$ , maxima of  $N$  samples,  $n = 1000$  sets of samples:



$\gamma = 5/2$ , maxima of  $N$  samples,  $n = 1000$  sets of samples:

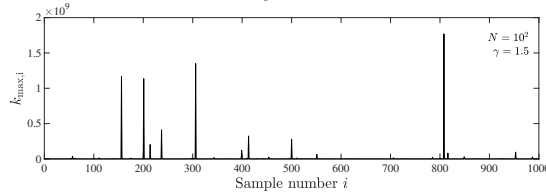
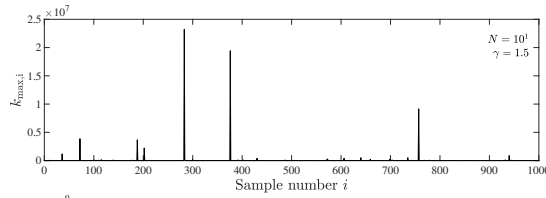


The PoCSverse  
Power-Law Size  
Distributions  
38 of 71  
Our Intuition  
Definition  
Examples  
Wild vs. Mild  
CCDFs  
Size rankings and  
Zipf's law  
Size ranking  $\leftrightarrow$   
CCDF  
References

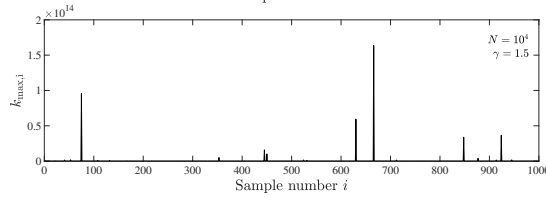
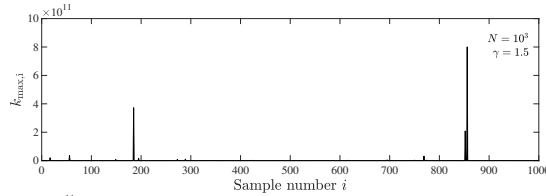
The PoCSverse  
Power-Law Size  
Distributions  
39 of 71  
Our Intuition  
Definition  
Examples  
Wild vs. Mild  
CCDFs  
Size rankings and  
Zipf's law  
Size ranking  $\leftrightarrow$   
CCDF  
References

The PoCSverse  
Power-Law Size  
Distributions  
40 of 71  
Our Intuition  
Definition  
Examples  
Wild vs. Mild  
CCDFs  
Size rankings and  
Zipf's law  
Size ranking  $\leftrightarrow$   
CCDF  
References

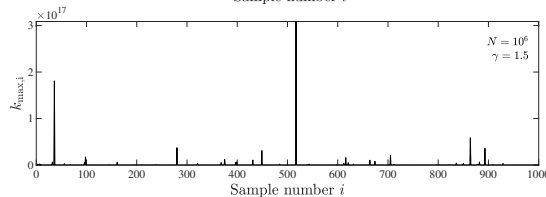
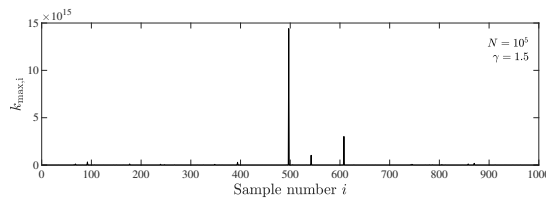
$\gamma = 3/2$ , maxima of  $N$  samples,  $n = 1000$  sets of samples:



$\gamma = 3/2$ , maxima of  $N$  samples,  $n = 1000$  sets of samples:



$\gamma = 3/2$ , maxima of  $N$  samples,  $n = 1000$  sets of samples:

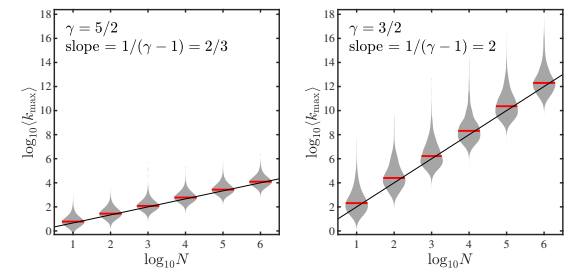


The PoCSverse  
Power-Law Size  
Distributions  
41 of 71  
Our Intuition  
Definition  
Examples  
Wild vs. Mild  
CCDFs  
Size rankings and  
Zipf's law  
Size ranking  $\leftrightarrow$   
CCDF  
References

The PoCSverse  
Power-Law Size  
Distributions  
42 of 71  
Our Intuition  
Definition  
Examples  
Wild vs. Mild  
CCDFs  
Size rankings and  
Zipf's law  
Size ranking  $\leftrightarrow$   
CCDF  
References

The PoCSverse  
Power-Law Size  
Distributions  
43 of 71  
Our Intuition  
Definition  
Examples  
Wild vs. Mild  
CCDFs  
Size rankings and  
Zipf's law  
Size ranking  $\leftrightarrow$   
CCDF  
References

Scaling of expected largest value as a function of sample size  $N$ :



Fit for  $\gamma = 5/2$ :  $k_{\max} \sim N^{0.660 \pm 0.066}$  (sublinear)

Fit for  $\gamma = 3/2$ :  $k_{\max} \sim N^{2.063 \pm 0.215}$  (superlinear)

95% confidence interval

Back to understanding the 80/20 rule:

Imagine a population of  $n$  people with variable  $x$  for individual wealth.

Define  $N(x) = cx^{-\gamma}$  as the distribution of wealth  $x$ .

Must have  $\int_{x_{\min}}^{\infty} dx N(x) = n$ .

Total wealth  $W$  in the system:

$$W = \int_{x_{\min}}^{\infty} dx xN(x).$$

Imagine that the bottom  $100\theta_{\text{pop}}$  percent of the population holds  $100\theta_{\text{wealth}}$  percent of the wealth.

Find  $\gamma$  depends on  $\theta_{\text{pop}}$  and  $\theta_{\text{wealth}}$  as

$$\gamma = 1 + \frac{\ln \frac{1}{(1-\theta_{\text{pop}})}}{\ln \frac{1}{(1-\theta_{\text{pop}})} - \ln \frac{1}{(1-\theta_{\text{wealth}})}}. \quad (1)$$

Pleasant detail:  $x_{\min}$  does not matter.

Insert assignment question

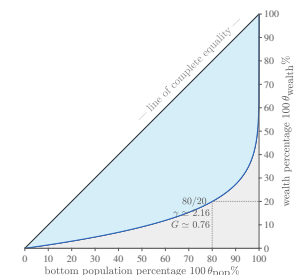
80/20,  $\gamma$ , and the Gini coefficient  $G$ :

Gini coefficient

Ratio of blue shape's area to triangle's area.

$$0 \leq G \leq 1$$

Blue line is the "Lorenz curve."

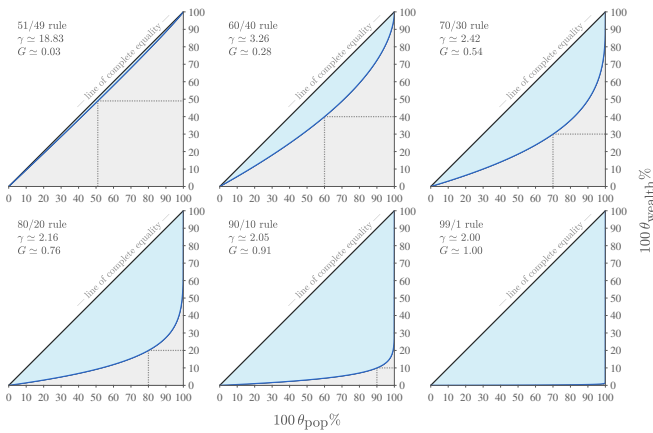


The top 1% owns 52.3%, the top 0.1% 38.4%, the top 0.01% 27.9%, the top 10<sup>-7</sup>% 5.6%, ...

The PoCSverse  
Power-Law Size  
Distributions  
44 of 71  
Our Intuition  
Definition  
Examples  
Wild vs. Mild  
CCDFs  
Size rankings and  
Zipf's law  
Size ranking  $\leftrightarrow$   
CCDF  
References

The PoCSverse  
Power-Law Size  
Distributions  
45 of 71  
Our Intuition  
Definition  
Examples  
Wild vs. Mild  
CCDFs  
Size rankings and  
Zipf's law  
Size ranking  $\leftrightarrow$   
CCDF  
References

The PoCSverse  
Power-Law Size  
Distributions  
46 of 71  
Our Intuition  
Definition  
Examples  
Wild vs. Mild  
CCDFs  
Size rankings and  
Zipf's law  
Size ranking  $\leftrightarrow$   
CCDF  
References



### 99/1 rule:

$\gamma \approx 2.002$ .

$100\theta_{pop}$	$100\theta_{wealth}$	$100(1-\theta_{pop})$	$100(1-\theta_{wealth})$
20	0.05	80	99.95
50	0.15	50	99.85
80	0.35	20	99.65
$100 - 10^1$	0.50	$10^1$	99.50
<b>99</b>	<b>1</b>	<b>1</b>	<b>99</b>
$100 - 10^{-1}$	1.50	$10^{-1}$	98.50
$100 - 10^{-2}$	1.99	$10^{-2}$	98.01
$100 - 10^{-3}$	2.48	$10^{-3}$	97.52
$100 - 10^{-4}$	2.97	$10^{-4}$	97.03
$100 - 10^{-5}$	3.46	$10^{-5}$	96.54
$100 - 10^{-6}$	3.94	$10^{-6}$	96.06
$100 - 10^{-7}$	4.42	$10^{-7}$	95.58
$100 - 10^{-8}$	4.90	$10^{-8}$	95.10
$100 - 10^{-9}$	5.38	$10^{-9}$	94.62
$100 - 10^{-10}$	5.85	$10^{-10}$	94.15
$100 - 10^{-11}$	6.32	$10^{-11}$	93.68
$100 - 10^{-12}$	6.79	$10^{-12}$	93.21
$100 - 10^{-13}$	7.26	$10^{-13}$	92.74

### The 51/49 rule:

$\gamma \approx 18.8$ .

$100\theta_{pop}$	$100\theta_{wealth}$	$100(1-\theta_{pop})$	$100(1-\theta_{wealth})$
20	18.99	80	81.01
<b>51</b>	<b>49</b>	<b>49</b>	<b>51</b>
80	78.11	20	21.89
90	88.62	10	11.38
99	98.71	1	1.29
$100 - 10^{-1}$	99.85	$10^{-1}$	0.15
$100 - 10^{-2}$	99.98	$10^{-2}$	0.02
$100 - 10^{-3}$	100.00	$10^{-3}$	0.00

The PoCSverse  
Power-Law Size  
Distributions  
48 of 71  
Our Intuition  
Definition  
Examples  
Wild vs. Mild  
CCDFs  
Size rankings and  
Zipf's law  
Size ranking  $\leftrightarrow$   
CCDF  
References

### Gini coefficient:

$$G = \begin{cases} 1 & \text{if } 1 < \gamma \leq 2, \\ \frac{1}{1+2(\gamma-2)} & \text{if } \gamma > 2. \end{cases} \quad (2)$$

Insert assignment question

### 80/20 rule:

$100\theta_{pop}$	$100\theta_{wealth}$	$100(1-\theta_{pop})$	$100(1-\theta_{wealth})$
20	3.05	80	96.95
50	9.16	50	90.84
<b>80</b>	<b>20</b>	<b>20</b>	<b>80</b>
90	27.33	10	72.67
99	47.19	1	52.81
$100 - 10^{-1}$	61.62	$10^{-1}$	38.38
$100 - 10^{-2}$	72.11	$10^{-2}$	27.89
$100 - 10^{-3}$	79.73	$10^{-3}$	20.27
$100 - 10^{-4}$	85.27	$10^{-4}$	14.73
$100 - 10^{-5}$	89.30	$10^{-5}$	10.70
$100 - 10^{-6}$	92.22	$10^{-6}$	7.78
$100 - 10^{-7}$	94.35	$10^{-7}$	5.65
$100 - 10^{-8}$	95.89	$10^{-8}$	4.11
$100 - 10^{-9}$	97.02	$10^{-9}$	2.98
$100 - 10^{-10}$	97.83	$10^{-10}$	2.17
$100 - 10^{-11}$	98.42	$10^{-11}$	1.58
$100 - 10^{-12}$	98.85	$10^{-12}$	1.15
$100 - 10^{-13}$	99.17	$10^{-13}$	0.83

$\gamma \approx 2.16$ .

The PoCSverse  
Power-Law Size  
Distributions  
49 of 71  
Our Intuition  
Definition  
Examples  
Wild vs. Mild  
CCDFs  
Size rankings and  
Zipf's law  
Size ranking  $\leftrightarrow$   
CCDF  
References

### Complementary Cumulative Distribution Function:

#### CCDF:

$$P_{\geq}(x) = P(x' \geq x) = 1 - P(x' < x)$$

$$= \int_{x'=x}^{\infty} P(x') dx'$$

$$\propto \int_{x'=x}^{\infty} (x')^{-\gamma} dx'$$

$$= \frac{1}{-\gamma + 1} (x')^{-\gamma+1} \Big|_{x'=x}^{\infty}$$

$$\propto x^{-(\gamma-1)}$$



### Complementary Cumulative Distribution Function:

#### CCDF:



$$P_{\geq}(x) \propto x^{-(\gamma-1)}$$



Use when tail of  $P$  follows a power law.

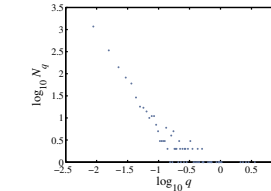


Increases exponent by one.

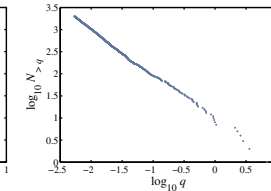


Useful in cleaning up data.

#### PDF:



#### CCDF:



### Complementary Cumulative Distribution Function:



Same story for a discrete variable:  $P(k) \sim ck^{-\gamma}$ .



$$P_{\geq}(k) = P(k' \geq k)$$

$$= \sum_{k'=k}^{\infty} P(k')$$

$$\propto k^{-(\gamma-1)}$$



Use integrals to approximate sums.

### “Zipfian” size-rank plots

#### George Kingsley Zipf:



Noted various rank distributions have power-law tails, often with exponent -1 (word frequency, city sizes, ...)



Zipf's 1949 Magnum Opus



“Human Behaviour and the Principle of Least-Effort”   
by G. K. Zipf (1949). [20]



We'll study Zipf's law in depth ...

The PoCSverse  
Power-Law Size  
Distributions  
53 of 71  
Our Intuition  
Definition  
Examples  
Wild vs. Mild  
CCDFs  
Size rankings and  
Zipf's law  
Size ranking  $\leftrightarrow$   
CCDF  
References

The PoCSverse  
Power-Law Size  
Distributions  
54 of 71  
Our Intuition  
Definition  
Examples  
Wild vs. Mild  
CCDFs  
Size rankings and  
Zipf's law  
Size ranking  $\leftrightarrow$   
CCDF  
References

The PoCSverse  
Power-Law Size  
Distributions  
55 of 71  
Our Intuition  
Definition  
Examples  
Wild vs. Mild  
CCDFs  
Size rankings and  
Zipf's law  
Size ranking  $\leftrightarrow$   
CCDF  
References

## “Zipfian” size-rank plots

### Zipf’s way:

- Given a collection of entities, rank them by size, largest to smallest.
- $S_r$  = the size of the  $r$ th ranked entity.
- General term: “Size ranking”
- $r = 1$  corresponds to the largest size.
- Example:  $S_1$  could be the frequency of occurrence of the most common word in a text.
- Zipf’s observation:

$$S_r \propto r^{-\alpha}$$

with  $\alpha$  often close to 1.

## Misrankings

### The “biggest” thing is rank #1, otherwise:


- “USA #195!”<sup>4</sup>
- “USA #195!”
- “USA #195!”
- “USA #195!”

### More:

- Size distribution connects with ‘#1-is-biggest’ ‘size’ ranking only
- Main form of ranking by decreasing ‘size’ is robust to low sampling of small ‘size’ entities (the tail ‘fills in’).

<sup>4</sup>As of August 2024. Not simple agreed upon by all.

## Size ranking example:



Nature (2014):  
Most cited papers of all time

The PoCSVerse  
Power-Law Size  
Distributions  
58 of 71  
Our Intuition  
Definition  
Examples  
Wild vs. Mild  
CCDFs  
Size rankings and  
Zipf’s Law  
Size ranking ⇔  
CCDF  
References

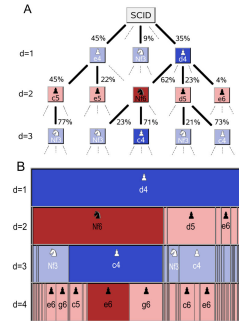


FIG. 1 (color online). (a) Schematic representation of the weighted game tree for the first three half moves. Each node indicates a state of the game. Possible game continuations are shown as solid lines together with the branching ratios  $r_d$ . Dotted lines symbolize other game continuations, which are not shown. (b) Alternative representation emphasizing the successive segmentation of the set of games, here indicated for games following a 1.4d opening until the fourth half move  $d = 4$ . Each node  $\sigma$  is represented by a box of a size proportional to its frequency  $n_\sigma$ . In the subsequent half move these games split into subsets (indicated vertically below) according to the possible game continuations. Highlighted in (a) and (b) is a popular opening sequence 1.4d Nf6 2.c4 e6 (Indian defense).

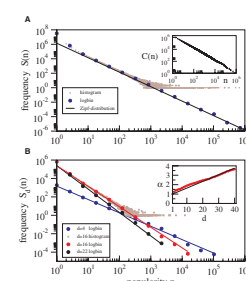
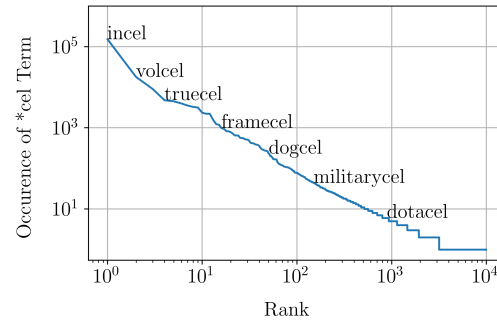


FIG. 2 (color online). (a) Histogram of weight frequencies  $S(n)$  of openings up to  $d = 40$  in the SCID database and with logarithmic binning. A straight line fit (not shown) yields an exponent of  $\alpha = 2.05$  with a goodness of fit  $R^2 = 0.9992$ . For comparison, the Zipf distribution Eq. (6) with  $\mu = 1$  is indicated as a solid line. Inset: number  $C(n) = \sum_{d=1}^n S_d(n)$  of openings with a popularity  $n > n$ .  $C(n)$  follows a power law with exponent  $\alpha = 1.04$  ( $R^2 = 0.994$ ). (b) Number  $S_d(n)$  of openings of depth  $d$  with a given popularity  $n$  for  $d = 16$  and histograms with logarithmic binning for  $d = 4$ ,  $d = 16$ , and  $d = 22$ . Solid lines are regression lines to the logarithmically binned data ( $R^2 = 0.99$  for  $d < 35$ ). Inset: slope  $\sigma_d$  of the regression line as a function of  $d$  and the analytical estimation Eq. (6) using  $N = 1.4 \times 10^6$  and  $\beta = 0$  (solid line).

## Incel typology:



“The incel lexicon: Deciphering the emergent cryptolex of a global misogynistic community”  
Gothard et al.,  
, 2021. [7]



The PoCSVerse  
Power-Law Size  
Distributions  
57 of 71  
Our Intuition  
Definition  
Examples  
Wild vs. Mild  
CCDFs  
Size rankings and  
Zipf’s Law  
Size ranking ⇔  
CCDF  
References



“Zipf’s Law in the Popularity Distribution of Chess Openings”  
Blasius and Tönjes,  
Phys. Rev. Lett., **103**, 218701, 2009. [3]

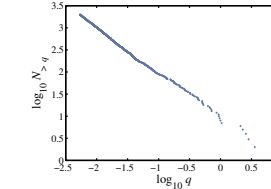
- Examined all games of varying game depth  $d$  in a set of chess databases.
- $n$  = popularity = how many times a specific game path appears in databases.
- $S(n; d)$  = number of depth  $d$  games with popularity  $n$ .
- Show “the frequencies of opening moves are distributed according to a power law with an exponent that increases linearly with the game depth, whereas the pooled distribution of all opening weights follows Zipf’s law with universal exponent.”
- Propose hierarchical fragmentation model that produces self-similar game trees.

The PoCSVerse  
Power-Law Size  
Distributions  
59 of 71  
Our Intuition  
Definition  
Examples  
Wild vs. Mild  
CCDFs  
Size rankings and  
Zipf’s Law  
Size ranking ⇔  
CCDF  
References

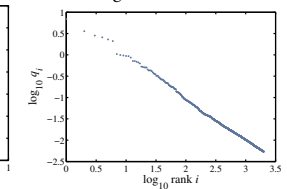
## Size distributions:

### Brown Corpus (1,015,945 words):

#### CCDF:



#### Size ranking:

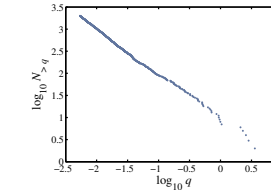


- The, of, and, to, a, ... = ‘objects’
- ‘Size’ = word frequency
- Beep: (Important) CCDF and size-ranking plots are related ...

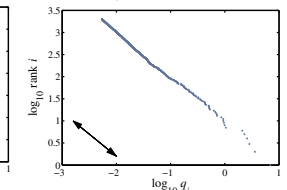
## Size distributions:

### Brown Corpus (1,015,945 words):

#### CCDF:



#### Size ranking:



- The, of, and, to, a, ... = ‘objects’
- ‘Size’ = word frequency
- Beep: (Important) CCDF and size-ranking plots are related ...

### Observe:

- $NP_{\geq}(x)$  = the number of objects with size at least  $x$  where  $N$  = total number of objects.
- If an object has size  $x_r$ , then  $NP_{\geq}(x_r)$  is its rank  $r$ .

So

$$x_r \propto r^{-\alpha} = (NP_{\geq}(x_r))^{-\alpha}$$

$$\propto x_r^{-(\gamma-1)(-\alpha)} \text{ since } P_{\geq}(x) \sim x^{-(\gamma-1)}.$$

We therefore have  $1 = -(\gamma-1)(-\alpha)$  or:

$$\alpha = \frac{1}{\gamma-1}$$

- A rank distribution exponent of  $\alpha = 1$  corresponds to a size distribution exponent  $\gamma = 2$ .

The PoCSVerse  
Power-Law Size  
Distributions  
62 of 71  
Our Intuition  
Definition  
Examples  
Wild vs. Mild  
CCDFs  
Size rankings and  
Zipf’s Law  
Size ranking ⇔  
CCDF  
References

The PoCSVerse  
Power-Law Size  
Distributions  
63 of 71  
Our Intuition  
Definition  
Examples  
Wild vs. Mild  
CCDFs  
Size rankings and  
Zipf’s Law  
Size ranking ⇔  
CCDF  
References

The PoCSVerse  
Power-Law Size  
Distributions  
64 of 71  
Our Intuition  
Definition  
Examples  
Wild vs. Mild  
CCDFs  
Size rankings and  
Zipf’s Law  
Size ranking ⇔  
CCDF  
References

## Nutshell for power-law size distributions and size-rank orderings:

- ☞ Heavy-tailed distributions abound.
- ☞ Some are power-law size distributions.
- ☞ Continuous:  $P(x) \sim x^{-\gamma}$ , discrete:  $P(k) \sim ck^{-\gamma}$
- ☞ Mean ‘blows up’ with upper cutoff if  $\gamma < 2$ .
- ☞ Mean depends on lower cutoff if  $\gamma > 2$ .
- ☞  $\gamma < 2$ : Typical sample is large.
- ☞  $\gamma > 2$ : Typical sample is small.
- ☞ Complementary Cumulative Distribution Function (CCDF):  $P(x) \propto x^{-(\gamma-1)}$  and  $P_{\geq}(k) = k^{-(\gamma-1)}$
- ☞ Size of largest sample from  $n$  samples grows as:

$$x_1 \gtrsim c' n^{1/(\gamma-1)}$$

## More with the nutshelling:

- ☞ Size rankings: Order types from “biggest” to “smallest” size  $S_r$ .
- ☞ Widely observed:  $S_r$  is highly skewed.
- ☞ When scaling is apparent:

$$S_r \propto r^{-\alpha}$$

- ☞ Claim:  $\alpha$  often close to 1. “Zipf’s law”:

$$S_r \propto r^{-1}.$$

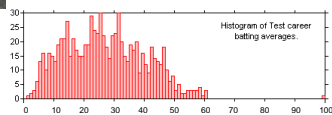
- ☞ Scalings of size distribution ( $\gamma$ ) and size ranking ( $\alpha$ ) are connected:


$$\alpha = \frac{1}{\gamma-1} \text{ and } \gamma = 1 + \frac{1}{\alpha}.$$

- ☞ Danger Will Robinson point:  $\gamma = 2 \Leftrightarrow \alpha = 1$ .

## The Don.

### Extreme deviations in test cricket:



- ☞ Don Bradman’s batting average 

= 166% next best.

- ☞ That’s pretty solid.





- ☞ Later in the course: Understanding success— is the Mona Lisa like Don Bradman?

The PoCSverse  
Power-Law Size  
Distributions  
65 of 71  
Our Intuition  
Definition  
Examples  
Wild vs. Mild  
CCDFs  
Size rankings and  
Zipf’s law  
Size ranking  $\leftrightarrow$   
CCDF  
References





The PoCSverse  
Power-Law Size  
Distributions  
66 of 71  
Our Intuition  
Definition  
Examples  
Wild vs. Mild  
CCDFs  
Size rankings and  
Zipf’s law  
Size ranking  $\leftrightarrow$   
CCDF  
References

The PoCSverse  
Power-Law Size  
Distributions  
67 of 71  
Our Intuition  
Definition  
Examples  
Wild vs. Mild  
CCDFs  
Size rankings and  
Zipf’s law  
Size ranking  $\leftrightarrow$   
CCDF  
References




## References I

- [1] P. Bak, K. Christensen, L. Danon, and T. Scanlon. Unified scaling law for earthquakes. Phys. Rev. Lett., 88:178501, 2002. [pdf](#) 
- [2] A.-L. Barabási and R. Albert. Emergence of scaling in random networks. Science, 286:509–511, 1999. [pdf](#) 
- [3] B. Blasius and R. Tönjes. Zipf’s law in the popularity distribution of chess openings. Phys. Rev. Lett., 103:218701, 2009. [pdf](#) 
- [4] K. Christensen, L. Danon, T. Scanlon, and P. Bak. Unified scaling law for earthquakes. Proc. Natl. Acad. Sci., 99:2509–2513, 2002. [pdf](#) 

## References II

- [5] A. Clauset, C. R. Shalizi, and M. E. J. Newman. Power-law distributions in empirical data. SIAM Review, 51:661–703, 2009. [pdf](#) 
- [6] D. J. de Solla Price. Networks of scientific papers. Science, 149:510–515, 1965. [pdf](#) 
- [7] K. Gothard, D. R. Dewhurst, J. A. Minot, J. L. Adams, C. M. 5-Danforth, and P. S. Dodds. The incel lexicon: Deciphering the emergent cryptolect of a global misogynistic community, 2021. Available online at <https://arxiv.org/abs/2105.12006>. [pdf](#) 
- [8] P. Grassberger. Critical behaviour of the Drossel-Schwabl forest fire model. New Journal of Physics, 4:17.1–17.15, 2002. [pdf](#) 

## References III




- [9] B. Gutenberg and C. F. Richter. Earthquake magnitude, intensity, energy, and acceleration. Bull. Seism. Soc. Am., 499:105–145, 1942. [pdf](#) 
- [10] J. Holtzmark. Über die verbreiterung von spektrallinien. Ann. Phys., 58:577–630, 1919. [pdf](#) 
- [11] R. Munroe. Thing Explainer: Complicated Stuff in Simple Words. Houghton Mifflin Harcourt, 2015.
- [12] M. E. J. Newman. Power laws, Pareto distributions and Zipf’s law. Contemporary Physics, 46:323–351, 2005. [pdf](#) 

The PoCSverse  
Power-Law Size  
Distributions  
68 of 71  
Our Intuition  
Definition  
Examples  
Wild vs. Mild  
CCDFs  
Size rankings and  
Zipf’s law  
Size ranking  $\leftrightarrow$   
CCDF  
References



The PoCSverse  
Power-Law Size  
Distributions  
69 of 71  
Our Intuition  
Definition  
Examples  
Wild vs. Mild  
CCDFs  
Size rankings and  
Zipf’s law  
Size ranking  $\leftrightarrow$   
CCDF  
References

The PoCSverse  
Power-Law Size  
Distributions  
70 of 71  
Our Intuition  
Definition  
Examples  
Wild vs. Mild  
CCDFs  
Size rankings and  
Zipf’s law  
Size ranking  $\leftrightarrow$   
CCDF  
References

## References IV

- [13] M. I. Norton and D. Ariely. Building a better America—One wealth quintile at a time. Perspectives on Psychological Science, 6:9–12, 2011. [pdf](#) 
- [14] D. D. S. Price. A general theory of bibliometric and other cumulative advantage processes. Journal of the American Society for Information Science, pages 292–306, 1976. [pdf](#) 
- [15] L. F. Richardson. Variation of the frequency of fatal quarrels with magnitude. J. Amer. Stat. Assoc., 43:523–546, 1949.
- [16] H. A. Simon. On a class of skew distribution functions. Biometrika, 42:425–440, 1955. [pdf](#) 

## References V

- [17] N. N. Taleb. The Black Swan. Random House, New York, 2007.
- [18] G. U. Yule. A mathematical theory of evolution, based on the conclusions of Dr J. C. Willis, F.R.S. Phil. Trans. B, 213:21–87, 1925. [pdf](#) 
- [19] Y.-X. Zhu, J. Huang, Z.-K. Zhang, Q.-M. Zhang, T. Zhou, and Y.-Y. Ahn. Geography and similarity of regional cuisines in China. PLoS ONE, 8:e79161, 2013. [pdf](#) 
- [20] G. K. Zipf. Human Behaviour and the Principle of Least-Effort. Addison-Wesley, Cambridge, MA, 1949.

The PoCSverse  
Power-Law Size  
Distributions  
71 of 71  
Our Intuition  
Definition  
Examples  
Wild vs. Mild  
CCDFs  
Size rankings and  
Zipf’s law  
Size ranking  $\leftrightarrow$   
CCDF  
References

The PoCSverse  
Power-Law Size  
Distributions  
72 of 71  
Our Intuition  
Definition  
Examples  
Wild vs. Mild  
CCDFs  
Size rankings and  
Zipf’s law  
Size ranking  $\leftrightarrow$   
CCDF  
References