

Finding Happiness

Last updated: 2022/02/16, 13:42:22 EST

Principles of Complex Systems, Vols. 1 & 2
CSYS/MATH 300 and 303, 2021-2022 | @pocsvox

Prof. Peter Sheridan Dodds | @peterdodds

Computational Story Lab | Vermont Complex Systems Center
Vermont Advanced Computing Core | University of Vermont



PoCS
@pocsvox
Finding
Happiness

Introduction

Measurement

Happiness

Some motivation

Measuring emotional
content

Hedonometer

Analysis

Songs

Blogs

SOTU

A Better Lexical Lens

Geography

Movement

Other Emotions

References



These slides are brought to you by:

PoCS
@pocsvox
Finding
Happiness

Sealie & Lambie Productions



Introduction

Measurement

Happiness

Some motivation

Measuring emotional
content

Hedonometer

Analysis

Songs

Blogs

SOTU

A Better Lexical Lens

Geography

Movement


Other Emotions



References



These slides are also brought to you by:

Special Guest Executive Producer



 On Instagram at [pratchett_the_cat](https://www.instagram.com/pratchett_the_cat) 

PoCS
@pocsvox
Finding
Happiness

Introduction

Measurement

Happiness

Some motivation

Measuring emotional
content

Hedonometer

Analysis

Songs

Blogs

SOTU

A Better Lexical Lens

Geography

Movement

Other Emotions

References



Outline

Introduction

Measurement

Happiness

Some motivation

Measuring emotional content

Hedonometer

Analysis

Songs

Blogs

SOTU

A Better Lexical Lens

Geography

Movement

Other Emotions

References

PoCS
@pocsvox

Finding
Happiness

Introduction

Measurement

Happiness

Some motivation

Measuring emotional
content

Hedonometer

Analysis

Songs

Blogs

SOTU

A Better Lexical Lens

Geography

Movement

Other Emotions

References



A few key papers:



"Measuring the happiness of large-scale written expression: Songs, blogs, and presidents." ↗, Dodds and Danforth, *Journal of Happiness Studies*, **11**, 441–456, 2009. [11]



"Temporal patterns of happiness and information in a global social network: Hedonometrics and Twitter" ↗
Dodds et al.,
PLoS ONE, **6**, e26752, 2011. [13]



"Positivity of the English language" ↗, Kloumann et al., *PLoS ONE*, **7**, e29484, 2012. [27]



"Human language reveals a universal positivity bias" ↗, Dodds et al., *Proc. Natl. Acad. Sci.*, **112**, 2389–2394, 2015. [10]



A few more key papers:



“Sentiment analysis methods for understanding large-scale texts: A case for using continuum-scored words and word shift graphs” ↗, Reagan et al., EPJ Data Science, **6**, , 2017. [36]



“Generalized word shift graphs: A method for visualizing and explaining pairwise comparisons between texts” ↗
Gallagher et al.,
EPJ Data Science, **10**, 4, 2021. [17]



“Ousiometrics and Telegnomics: The essence of meaning conforms to a two-dimensional powerful-weak and dangerous-safe framework with diverse corpora presenting a safety bias” ↗
Dodds et al.,
, 2021. [9]

PoCS
@pocsvox
Finding
Happiness

Introduction

Measurement

Happiness

Some motivation

Measuring emotional content

Hedonometer

Analysis

Songs

Blogs

SOTU

A Better Lexical Lens

Geography

Movement

Other Emotions

References



Alan Greenspan (September 18, 2007):

"I've been dealing with these big mathematical models of forecasting the economy ...

If I could figure out a way to determine whether or not people are more fearful or changing to more euphoric,

I don't need any of this other stuff.

I could forecast the economy better than any way I know."



<http://wikipedia.org>

Introduction

Measurement

Happiness

- Some motivation
- Measuring emotional content
- Hedonometer
- Analysis
- Songs
- Blogs
- SOTU
- A Better Lexical Lens
- Geography
- Movement
- Other Emotions

References



Economics, Schmeconomics

PoCS
@pocsvox

Finding
Happiness

Greenspan continues:

“The trouble is that we can’t figure that out. I’ve been in the forecasting business for 50 years. I’m no better than I ever was, and nobody else is. Forecasting 50 years ago was as good or as bad as it is today. And the reason is that human nature hasn’t changed. We can’t improve ourselves.”

Jon Stewart:

“You just bummed the @*!# out of me.”



wildbluffmedia.com

Introduction

Measurement

Happiness

Some motivation

Measuring emotional
content

Hedonometer

Analysis

Songs

Blogs

SOTU

A Better Lexical Lens

Geography

Movement

Other Emotions

References



From [the Daily Show](#) (September 18, 2007; @5:13)



The full interview is [here](#).



This is a Collateralized Debt Obligation:



Robert Kennedy on the Gross Domestic Product (GDP) in 1968:

“It measures everything except that which makes life worthwhile. And it can tell us everything about America except why we are proud that we are Americans.” [25, 24]

Introduction

Measurement

Happiness

- Some motivation
- Measuring emotional content
- Hedonometer
- Analysis
- Songs
- Blogs
- SOTU
- A Better Lexical Lens
- Geography
- Movement
- Other Emotions

References





Lord Kelvin (possibly):



"To measure is to know."



"If you cannot measure it, you cannot improve it."

But also:



"There is nothing new to be discovered in physics now. All that remains is more and more precise measurement."



"X-rays will prove to be a hoax."

Introduction

Measurement

Happiness

Some motivation

Measuring emotional content

Hedonometer

Analysis

Songs

Blogs

SOTU

A Better Lexical Lens

Geography


Movement


Other Emotions



References




A brief history of measuring time:

-  Megaliths for Big Time
-  Sundials, 1500 BC, Egypt (solid for over 2000 years)
-  Escapements (200s), Hourglasses (1300s?),
Pendulum clocks (Galileo, 1500s)
-  Chronometers, 1700s:



“Longitude: The True Story of a Lone Genius
Who Solved the Greatest Scientific Problem
of His Time”  
by Dava Sobel (2007). ^[38]

-  Billionths of a second accuracy: Atomic clocks
(Lord Kelvin, 1879)

Introduction

Measurement

Happiness

Some motivation

Measuring emotional
content

Hedonometer

Analysis

Songs

Blogs

SOTU

A Better Lexical Lens

Geography

Movement

Other Emotions


References



Measuring temperature was thought impossible:

The properties measured by our instruments usually begin as subjective judgments. Temperature is a good example. People were aware of variations in temperature long before there were any objective measurements of temperature. Judgments of temperature are imperfectly correlated among different persons, or even the same person at different times, depending on the humidity, the person's activity level and age, surrounding air currents, and so on. The idea that anything as subtle and complex as all the manifestations of changes in temperature could be measured and quantified on a single numerical scale was scoffed at as impossible, even by the leading philosophers of the sixteenth century.

The first thermometer invented by Galileo in 1592 did not go far in dispelling the notion that temperature was inherently unmeasurable, because the earliest thermometers, for about their first hundred years, were so imperfect as to make it possible for those who wished to do so to argue that no one could ever succeed in measuring temperature. Temperature was then confounded with all the subtleties of subjective judgment, which easily seem incompatible with a single numerical scale of measurement. How could the height of a column of mercury in a glass tube possibly reflect the rich varieties of temperature—damp cold, dank cold, frosty cold, crisp cold, humid heat, searing heat, scalding heat, dry heat, feverish heat, prickly heat, and so on?

From "Bias in Mental Testing", Arthur Jensen, 1980 [21]
per [@SilverVVulpes](#) : Also: Inventing Temperature, Hasok Chang, 2004 [3]

Introduction

Measurement

Happiness

Some motivation

Measuring emotional
content

Hedonometer

Analysis

Songs

Blogs

SOTU

A Better Lexical Lens

Geography

Movement

Other Emotions

References



Measuring temperature was thought impossible:

The early thermometers were inconsistent, both with themselves and with each other. Because they consisted of open-ended glass tubes, they were sensitive to changes in barometric pressure as well as to temperature. And there were problems of calibration, such as where to locate the zero point and how to divide the column of mercury into units. It was believed, incorrectly, that all caves had the same temperature, so thermometers were calibrated in caves. The freezing and boiling points of water were also used in calibration, but, as these vary with impurities in the water and the barometric pressure, the calibration of different thermometers at different times and places resulted in thermometers that failed to correlate perfectly with one another in any given instance. They lacked reliability, as we now would say.

All the while, no one knew what temperature is in a theoretical or scientific sense. There was no theory of thermodynamics that could explain temperature phenomena and provide a complete scientific rationale for the construction and calibration of thermometers. Yet quite adequate and accurate thermometers, hardly differing from those we use today, were eventually developed by the middle of the eighteenth century. Thus the objective measurement of temperature considerably preceded the development of an adequate theory of temperature and heat, and necessarily so, as the science of thermodynamics could not possibly have developed without first having been able to quantify or measure the temperatures of liquids, gasses, and other substances independently of

From "Bias in Mental Testing", Arthur Jensen, 1980 ^[21]
per [@SilverWulpes](#): Also: Inventing Temperature, Hasok Chang, 2004 ^[3]

Introduction





Measurement

Happiness

- Some motivation
- Measuring emotional content
- Hedonometer
- Analysis
- Songs
- Blogs
- SOTU
- A Better Lexical Lens
- Geography
- Movement
- Other Emotions

References





PoCS
@pocsvox
Finding
Happiness

Introduction

Measurement

Happiness

- Some motivation
- Measuring emotional content
- Hedonometer
- Analysis
- Songs
- Blogs
- SOTU
- A Better Lexical Lens
- Geography
- Movement
- Other Emotions


References



What matters and what's measurable:

PoCS
@pocsvox

Finding
Happiness



Introduction

Measurement

Happiness

Some motivation

Measuring emotional
content

Hedonometer

Analysis

Songs

Blogs

SOTU

A Better Lexical Lens

Geography

Movement

Other Emotions

References



Panometer—Three kinds of lexical meters:



1. Principled lexical meters:
 - ▣ The Hedonometer.
 - ▣ The Lexicocalorimeter.
2. Ground truth lexical meters:
 - ▣ Insomniometer.
 - ▣ Hangoverometer.
3. Bootstrap lexical meters:
 - ▣ Boredometer.
 - ▣ Hashtagometers.

Introduction

Measurement

Happiness

Some motivation

Measuring emotional
content

Hedonometer

Analysis

Songs

Blogs

SOTU

A Better Lexical Lens

Geography

Movement


Other Emotions

References



Measuring Happiness:


PoCS
@pocsvox
Finding
Happiness



Socrates et al.:
eudaimonia [22]



Bentham:
hedonistic
calculus



Jefferson:
...the pursuit of
happiness

Introduction
Measurement
Happiness
Some motivation
Measuring emotional
content
Hedonometer
Analysis
Songs
Blogs
SOTU
A Better Lexical Lens
Geography
Movement
Other Emotions
References



Early drafts:

that among these are:

Life, ✓

Liberty, ✓ and ?? ~~Money~~?

~~Libations~~

~~Alcohol~~

~~Property~~

~~Foot-the-ball~~

~~Beer~~

Happiness ✓✓

Introduction

Measurement

Happiness

Some motivation

Measuring emotional
content

Hedonometer

Analysis

Songs

Blogs

SOTU

A Better Lexical Lens

Geography

Movement

Other Emotions

References



Happiness:

PoCS
@pocsvox

Finding
Happiness

Even the odd modern economist
is happy:

“Happiness” by Richard
Layard^[28]



[\[amazon\]](#)

Introduction

Measurement

Happiness

Some motivation

Measuring emotional
content

Hedonometer

Analysis

Songs

Blogs

SOTU

A Better Lexical Lens

Geography

Movement

Other Emotions




References



What makes us happy?—Layard's summary:

Dominant factors:

-  Family relationships
-  Financial situation
-  Work
-  Community and Friends

-  Health
-  Personal Values
-  Personal Freedom

Unimportant factors:

-  Age
-  Gender
-  Education
-  Inherent intelligence
-  Looks

Introduction

Measurement

Happiness

Some motivation

Measuring emotional content

Hedonometer

Analysis

Songs

Blogs

SOTU

A Better Lexical Lens

Geography

Movement

Other Emotions

References



Desiring happiness—not just for boffins:

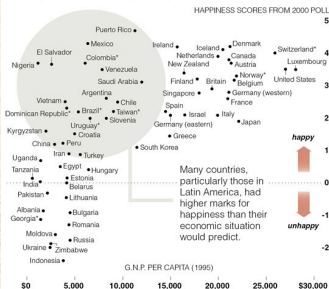
Average people routinely report being happy is what they want most in life [28, 29, 8]

And it matters: “Happy people live longer:...”
Survey by Diener and Chan. [8]

A Plateau of Happiness

A country's wealth may not always dictate the happiness of its people.

As part of the World Values Survey project, inhabitants of different countries and territories were asked how happy or satisfied they were. Below is a sampling of happiness rankings, along with economic status.



*Poll results for these countries were from 1995.

Source: Ronald Inglehart, "Human Beliefs and Values: A Cross-Cultural Sourcebook Based on the 1989-2002 Values Surveys"

National indices of well-being:



Bhutan



UK



France



Australia

PoCS

@pocsvox

Finding
Happiness

Introduction

Measurement

Happiness

Some motivation

Measuring emotional
content

Hedonometer

Analysis

Songs

Blogs

SOTU

A Better Lexical Lens

Geography

Movement

Other Emotions

References



Some easy knocks:

PoCS
@pocsvox

Finding
Happiness

Introduction

Measurement

Happiness

Some motivation

Measuring emotional
content

Hedonometer

Analysis

Songs

Blogs

SOTU


A Better Lexical Lens

Geography

Movement

Other Emotions

References



“The Passionate State of Mind: And Other Aphorisms” [a](#) [↗](#)
by Eric Hoffer (1954). [20]

“The search for happiness is one of the chief sources of unhappiness.”



Some easy knocks:

PoCS
@pocsvox
Finding
Happiness

Colbert: "Happiness is totally overrated ..."

"Happiness is for the weak."



Full interview with Jennifer Senior [here](#) (2014/02/03)

Introduction

Measurement

Happiness

Some motivation

Measuring emotional
content

Hedonometer

Analysis

Songs

Blogs

SOTU

A Better Lexical Lens

Geography

Movement

Other Emotions

References



30 Rock, S7E8:

PoCS
@pocsvox

Finding
Happiness

Introduction

Measurement

Happiness

Some motivation

Measuring emotional
content

Hedonometer

Analysis

Songs

Blogs

SOTU

A Better Lexical Lens

Geography

Movement

Other Emotions

References



30 Rock, S7E8:



JD: "Before she died, Colleen told me—she just wants me to be happy. 'I just want you to be happy.' You know who you say that to? A loser. Someone who can't hope for anything more in life than just being happy. You say that to someone who has disappointed you."

LL: "Jack."

JD: "No. It's perfect. She's a genius. One last twist of the knife. Well, thank you for coming, Lemon, but I better get going. The funeral is tomorrow. Colleen wanted to be buried before the rest of the family found out and sold her body to a haunted house. And, of course, I get to eulogize Colleen at the service. One more chance to disappoint her as she looks up at me from her throne in hell."

PoCS
@pocsvox
Finding
Happiness

Introduction

Measurement

Happiness

Some motivation

Measuring emotional
content

Hedonometer

Analysis

Songs

Blogs

SOTU

A Better Lexical Lens

Geography

Movement

Other Emotions

References



Meaning rather than happiness:



"Mindfulness in Plain English" [a](#) [↗](#)
by Henepola Gunaratana (1992). ^[19]



"Flow" [a](#) [↗](#)
by Mihaly Csikszentmihalyi (1990). ^[6]



Can we measure Flow in a big data way?



Maybe drops in social media usage indicate people are doing okay?

Introduction

Measurement

Happiness

Some motivation

Measuring emotional content

Hedonometer

Analysis

Songs

Blogs

SOTU

A Better Lexical Lens

Geography

Movement

Other Emotions

References



Emotional content

So how does one measure

1. happiness?
2. levels of other emotional states?

Just ask people how happy they are.

- 🧱 Experience sampling^[5, 7, 6] (Csikszentmihalyi et al.)
- 🧱 Day reconstruction^[23] (Kahneman et al.)

But self-reporting has some drawbacks:

- 🧱 relies on memory and self-perception
- 🧱 induces misreporting^[30]
- 🧱 costly

- Introduction
- Measurement
- Happiness
 - Some motivation
 - Measuring emotional content
 - Hedonometer
 - Analysis
 - Songs
 - Blogs
 - SOTU
 - A Better Lexical Lens
 - Geography
 - Movement
 - Other Emotions
- References



Happiness, attention, and doing:

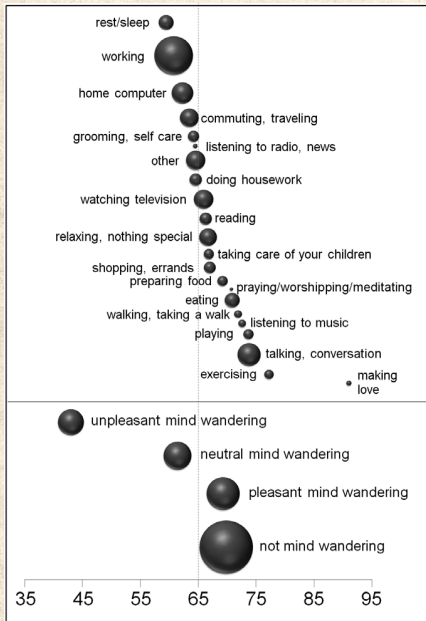


Fig. 1. Mean happiness reported during each activity (**top**) and while mind wandering to unpleasant topics, neutral topics, pleasant topics or not mind wandering (**bottom**). Dashed line indicates mean of happiness across all samples. Bubble area indicates the frequency of occurrence. The largest bubble ("not mind wandering") corresponds to 53.1% of the samples, and the smallest bubble ("praying/worshipping/meditating") corresponds to 0.1% of the samples.

Killingsworth and
Gilbert, Science,
2010 [26]

Introduction

Measurement

Happiness

Some motivation

Measuring emotional

content

Hedonometer

Analysis

Songs

Blogs

SOTU

A Better Lexical Lens

Geography

Movement

Other Emotions

References



We'd like to build an 'hedonometer':



An instrument to 'remotely-sense' emotional states and levels, in real time or post hoc.

Ideally:



Transparent



Fast



Based on written expression



Uses human evaluation



Non-reactive



Complementary to self-reported measures



Improvable

Introduction

Measurement

Happiness

Some motivation

Measuring emotional content

Hedonometer

Analysis

Songs

Blogs

SOTU

A Better Lexical Lens

Geography

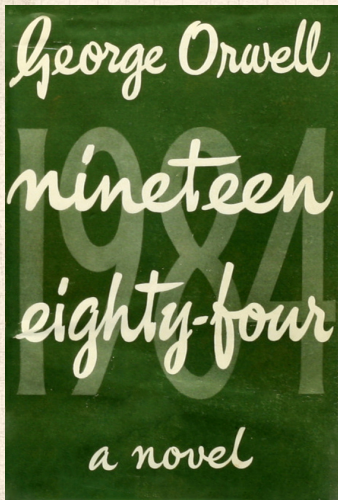
Movement

Other Emotions


References



We don't want to end up here:



Science



Policy

PoCS
@pocsvox
Finding
Happiness

Introduction

Measurement

Happiness

Some motivation

Measuring emotional
content

Hedonometer

Analysis

Songs

Blogs

SOTU

A Better Lexical Lens

Geography

Movement

Other Emotions

References



Or here: Facebook Lexicon Sentiment Analysis (2008)

PoCS
@pocsvox
Finding
Happiness

Introduction

Measurement

Happiness

Some motivation
Measuring emotional
content

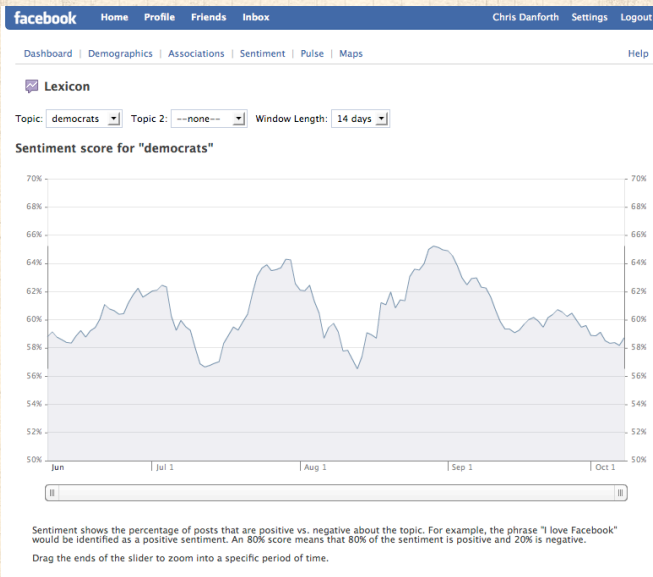
Hedonometer

Analysis
Songs
Blogs
SOTU
A Better Lexical Lens
Geography
Movement
Other Emotions

References



35 of 163



Facebook Lexicon Sentiment Analysis

PoCS
@pocsvox
Finding
Happiness

Binary decision on emotional content



Limitation: Sentiments are classified as either **positive** or **negative**.

'I like Sarah Palin' **given same score** as 'Sarah Palin's voice fills me with unbridled joy!'

Introduction

Measurement

Happiness

Some motivation
Measuring emotional
content

Hedonometer

Analysis

Songs

Blogs

SOTU

A Better Lexical Lens

Geography

Movement

Other Emotions

References



Ousiometrics before we called it that:

Measuring essential meaning^[9]

- 🗄️ **Idea:** Build on measures of the essential meaning of **individual words**.
- 🗄️ Osgood et al. (1957)^[35] identified a basis of three psychological variables as semantic differentials:
 - 📦 **Evaluation, Potency, and Activation.**
- 🗄️ EPA was recast by Mehrabian and Russell (1974)^[32] in the context of emotion:
 - 📦 **Valence (or sometimes Pleasure):** bad ↔ good
 - 📦 **Arousal:** passive ↔ active
 - 📦 **Dominance:** weak ↔ strong
 - 📦
- 🗄️ VAD became more commonly used framework.
- 🗄️ 'VAD ≡ EAP' (more later).

Introduction

Measurement

Happiness

Some motivation

Measuring emotional content

Hedonometer

Analysis

Songs

Blogs

SOTU

A Better Lexical Lens

Geography

Movement

Other Emotions

References



- ANEW = "Affective Norms for English Words"
- Study: participants shown lists of isolated words
- Asked to grade each word's valence, arousal, and dominance level
- Integer scale of 1-9
- $N = 1034$ words—previously identified as bearing emotional weight
- Participants = College students (*cough*)
- Results published by Bradley and Lang (1999) [2]

Introduction

Measurement

Happiness

Some motivation

Measuring emotional content

Hedonometer

Analysis

Songs

Blogs

SOTU

A Better Lexical Lens

Geography

Movement

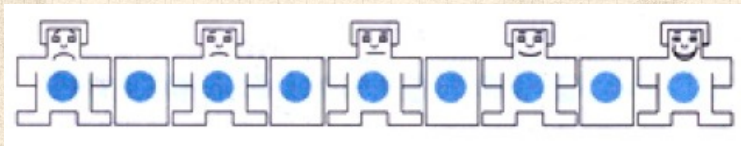
Other Emotions

References

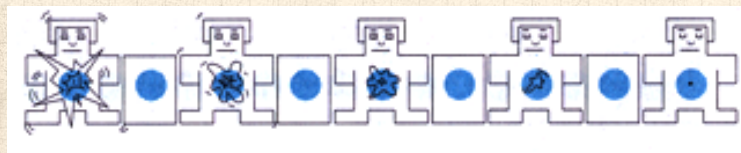


1999 ANEW study—three 1–9 scales: [2]

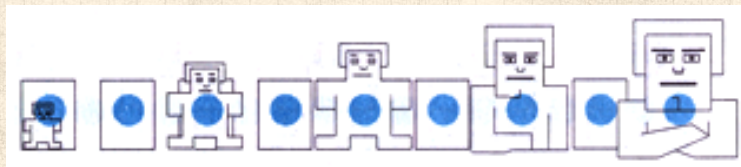
valence:



arousal:



dominance:



PoCS
@pocsvox

Finding
Happiness

Introduction

Measurement

Happiness

Some motivation

Measuring emotional
content

Hedonometer

Analysis

Songs

Blogs

SOTU

A Better Lexical Lens

Geography

Movement

Other Emotions

References



Valence = Happiness:

🧱 Valence scale presented to participants as a 'happy-unhappy scale.'

🧱 Participants were further told:

"At one extreme of this scale, you are happy, pleased, satisfied, contented, hopeful. ...

The other end of the scale is when you feel completely unhappy, annoyed, unsatisfied, melancholic, despaired, or bored."

Introduction

Measurement

Happiness

Some motivation

Measuring emotional
content

Hedonometer

Analysis

Songs

Blogs

SOTU

A Better Lexical Lens

Geography

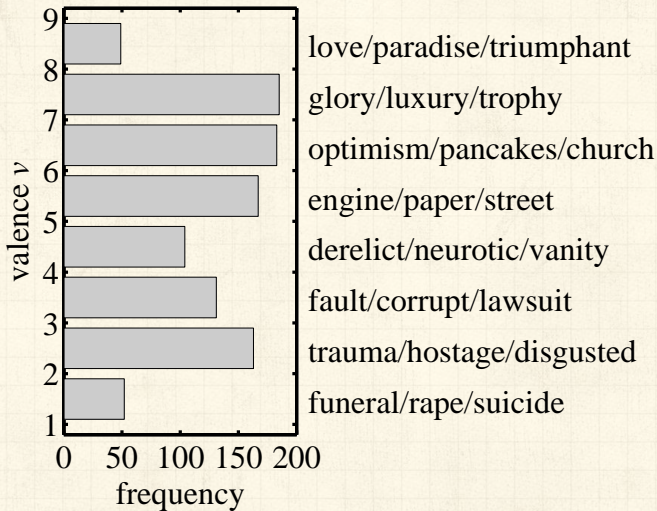
Movement

Other Emotions

References



ANEW study words—examples



Introduction

Measurement

Happiness

Some motivation

Measuring emotional
content

Hedonometer

Analysis

Songs

Blogs

SOTU

A Better Lexical Lens

Geography


Movement

Other Emotions

References





Analysing text:

 Simplest measure for a text:

$$\theta_{\text{avg}} = \sum_{i=1}^N p_i \theta_i$$

where p_i is fractional abundance of word i and θ is average valence, arousal, or dominance for word i .

 Focus on happiness (valence), $\theta = h$.

 Average happiness typically falls between 5 and 7.

Introduction

Measurement

Happiness

Some motivation

Measuring emotional
content

Hedonometer

Analysis

Songs

Blogs

SOTU

A Better Lexical Lens

Geography

Movement

Other Emotions

References



Measuring the perceived happiness of a text:



Lyrics for
Michael Jackson's Billie Jean

"She was more like a beauty queen
from a movie scene.

⋮

And mother always told me,
be careful who you love.

And be careful of what you do
'cause the lie becomes the truth.

Billie Jean is not my lover,
She's just a girl who claims
that I am the one.

⋮

ANEW
words

k	v_k	f_k
1. love	8.72	1
2. mother	8.39	1
3. baby	8.22	3
4. beauty	7.82	1
5. truth	7.80	1
6. people	7.33	2
7. strong	7.11	1
8. young	6.89	2
9. girl	6.87	4
10. movie	6.86	1
11. perfume	6.76	1
12. queen	6.44	1
13. name	5.55	1
14. lie	2.79	1

$$v_{\text{text}} = \frac{\sum_k v_k f_k}{\sum_k f_k}$$

$$v_{\text{Billie Jean}} = 7.1$$

$$v_{\text{Thriller}} = 6.3$$

$$v_{\text{Michael Jackson}} = 6.4$$

Temperature-like measure—large numbers only.

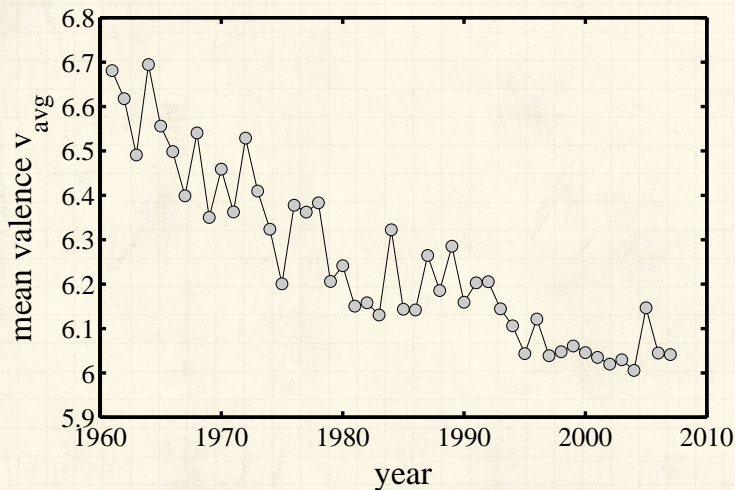
Not meant to be used at level of sentence, paragraph, song, tweet, ...

Important: Social measure of sentiment.

Later: see instrument is tunable.

Song Lyrics—average happiness

PoCS
@pocsvox
Finding
Happiness



Introduction

Measurement

Happiness

Some motivation

Measuring emotional
content

Hedonometer

Analysis

Songs

Blogs

SOTU

A Better Lexical Lens

Geography

Movement

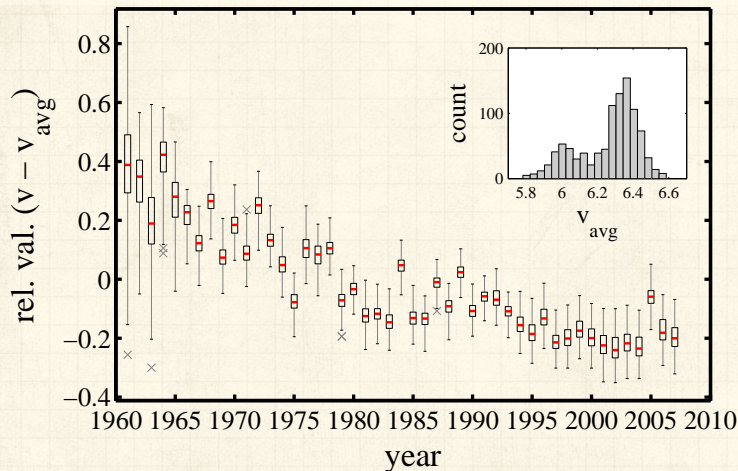
Other Emotions

References



Song Lyrics—measurement robustness

PoCS
@pocsvox
Finding
Happiness



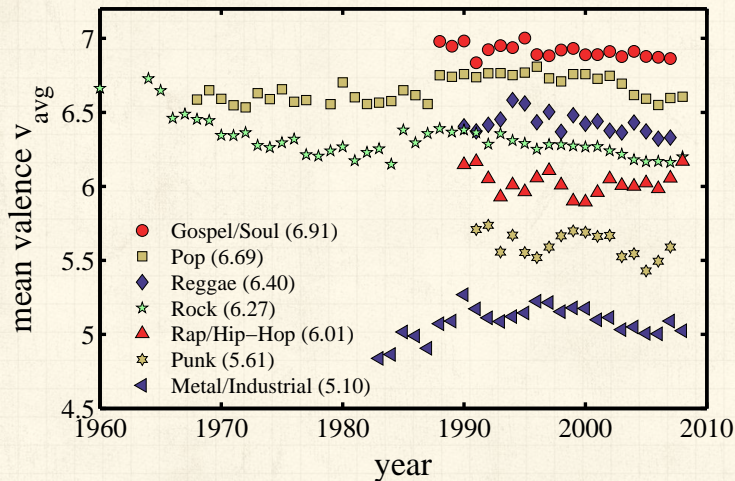
100 random subsets of 750 ANEW words

Introduction
Measurement
Happiness
Some motivation
Measuring emotional content
Hedonometer
Analysis
Songs
Blogs
SOTU
A Better Lexical Lens
Geography
Movement
Other Emotions
References



Song Lyrics—average happiness of genres:

PoCS
@pocsvox
Finding
Happiness



Introduction

Measurement

Happiness

Some motivation

Measuring emotional
content

Hedonometer

Analysis

Songs

Blogs

SOTU

A Better Lexical Lens

Geography

Movement


Other Emotions

References

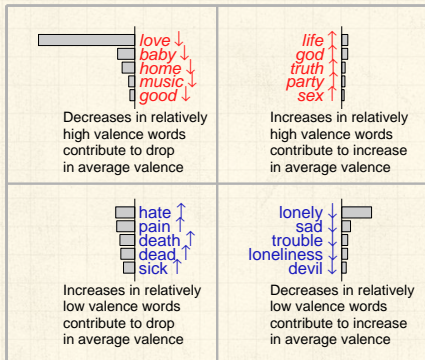


Happiness Word Shift Graph (early version):

Per word drop in valence of lyrics from 1980–2007 relative to valence of lyrics from 1960



Key:



Introduction

Measurement

Happiness

Some motivation
Measuring emotional content
Hedonometer

Analysis

Songs

Blogs

SOTU

A Better Lexical Lens

Geography

Movement

Other Emotions

References




Word shifts are word clouds for grown ups.





Word data shift details:

Given two texts T_{ref} and T_{comp} :


 Measure difference in average happiness:


$$h_{\text{avg}}^{(\text{comp})} - h_{\text{avg}}^{(\text{ref})}$$

 Evident question: Which words contribute the most to this change?

 Break difference down by contributions from individual words:

$$\delta h_{\text{avg},i} = \frac{100}{|h_{\text{avg}}^{(\text{comp})} - h_{\text{avg}}^{(\text{ref})}|} \underbrace{[h_{\text{avg}}(w_i) - h_{\text{avg}}^{(\text{ref})}]}_{+/-} \underbrace{[p_i^{(\text{comp})} - p_i^{(\text{ref})}]}_{\uparrow/\downarrow}$$

 Must have: $\sum_i \delta h_{\text{avg},i} = \pm 100$

 Rank words by $|\delta h_{\text{avg},i}|$

Word data shift details:

$$\begin{aligned}h_{\text{avg}}^{(\text{comp})} - h_{\text{avg}}^{(\text{ref})} &= \sum_{i=1}^N h_{\text{avg}}(w_i) p_i^{(\text{comp})} - \sum_{i=1}^N h_{\text{avg}}(w_i) p_i^{(\text{ref})} \\&= \sum_{i=1}^N h_{\text{avg}}(w_i) [p_i^{(\text{comp})} - p_i^{(\text{ref})}] \\&= \sum_{i=1}^N [h_{\text{avg}}(w_i) - h_{\text{avg}}^{(\text{ref})}] [p_i^{(\text{comp})} - p_i^{(\text{ref})}]\end{aligned}$$

where

$$\begin{aligned}\sum_{i=1}^N h_{\text{avg}}^{(\text{ref})} [p_i^{(\text{comp})} - p_i^{(\text{ref})}] &= h_{\text{avg}}^{(\text{ref})} \sum_{i=1}^N [p_i^{(\text{comp})} - p_i^{(\text{ref})}] \\&= h_{\text{avg}}^{(\text{ref})} (1 - 1) = 0.\end{aligned}$$



- +↑: Increased usage of relatively positive words—If a word is happier than text T_{ref} (+) and appears relatively more often in text T_{comp} (↑), then the contribution to the difference $h_{\text{avg}}^{(\text{comp})} - h_{\text{avg}}^{(\text{ref})}$ is positive;
- −↓: Decreased usage of relatively negative words—If a word is less happy than text T_{ref} (−) and appears relatively less often in text T_{comp} (↓), then the contribution to the difference $h_{\text{avg}}^{(\text{comp})} - h_{\text{avg}}^{(\text{ref})}$ is also positive;
- +↓: Decreased usage of relatively positive words—If a word is happier than text T_{ref} (+) and appears relatively less often in text T_{comp} (↓), then the contribution to the difference $h_{\text{avg}}^{(\text{comp})} - h_{\text{avg}}^{(\text{ref})}$ is negative; and
- −↑: Increased usage of relatively negative words—If a word is less happy than text T_{ref} (−) and appears relatively more often in text T_{comp} (↑), then the contribution to the difference $h_{\text{avg}}^{(\text{comp})} - h_{\text{avg}}^{(\text{ref})}$ is also negative.



Top 50 of $\approx 20,000$ artists:

Rank	Artist	h_{avg}	Rank	Artist	h_{avg}
1	All-4-One	7.15	26	Sarah Connor	6.86
2	Luther Vandross	7.12	27	Darlene Zschech	6.86
3	S Club 7	7.05	28	Mary J Blige	6.86
4	K Ci & JoJo	7.04	29	Steve Miller Band	6.86
5	Perry Como	7.04	30	New Edition	6.86
6	Diana Ross & The Supremes	7.03	31	Mandy Moore	6.86
7	Buddy Holly	7.02	32	Alicia Keys	6.85
8	Faith Evans	7.01	33	Cher	6.85
9	The Beach Boys	7.01	34	Modern Talking	6.85
10	Jon B	6.98	35	Mario	6.84
11	Dru Hill	6.96	36	Aretha Franklin	6.84
12	Earth Wind & Fire	6.95	37	Jessica Simpson	6.84
13	Ashanti	6.95	38	112	6.84
14	Otis Redding	6.93	39	Backstreet Boys	6.83
15	Faith Hill	6.93	40	Billy Gilman	6.83
16	NSync	6.93	41	B2K	6.82
17	The Supremes	6.91	42	Stevie Wonder	6.82
18	The Partridge Family	6.91	43	John Legend	6.81
19	Kelly Price	6.89	44	Ricky Nelson	6.79
20	Tamia	6.89	45	Lionel Richie	6.79
21	Avant	6.88	46	98 Degrees	6.79
22	Jennifer Lopez	6.88	47	Boyzone	6.79
23	Vanessa Williams	6.87	48	Gerald Levert	6.79
24	Babyface	6.87	49	Nat King Cole	6.78
25	E Rotic	6.87	50	Marques Houston	6.78

(criteria: ≥ 50 songs and ≥ 1000 ANEW words)

PoCS
@pocsvox

Finding
Happiness

Introduction

Measurement

Happiness

Some motivation
Measuring emotional
content
Hedonometer

Analysis

Songs

Blogs

SOTU

A Better Lexical Lens

Geography

Movement

Other Emotions

References



Bottom 50 of $\approx 20,000$ artists:

Rank	Artist	h_{avg}	Rank	Artist	h_{avg}
1	Slayer	4.80	26	Nine Inch Nails	5.34
2	Misfits	4.88	27	Sevendust	5.34
3	Staind	4.93	28	Annihilator	5.35
4	Slipknot	4.98	29	Biohazard	5.36
5	Darkthrone	4.98	30	Insane Clown Posse	5.36
6	Death	5.02	31	Megadeth	5.36
7	Black Label Society	5.05	32	Manowar	5.37
8	Pig	5.08	33	Zebrahead	5.38
9	Voivod	5.14	34	Danzig	5.39
10	Fear Factory	5.15	35	Acid Drinkers	5.40
11	Iced Earth	5.16	36	Dag Nasty	5.40
12	Simple Plan	5.16	37	Iron Maiden	5.40
13	Machine Head	5.17	38	Flotsam And Jetsam	5.41
14	Metallica	5.19	39	Powerman 5000	5.42
15	Dimmu Borgir	5.20	40	Anthrax	5.43
16	Mudvayne	5.21	41	Rhapsody	5.43
17	Linkin Park	5.22	42	Korn	5.43
18	Papa Roach	5.22	43	Rage	5.44
19	Audioslave	5.24	44	Accept	5.45
20	Rage Against The Machine	5.24	45	Esham	5.46
21	Cradle Of Filth	5.25	46	Blind Guardian	5.46
22	Dark Tranquility	5.26	47	White Zombie	5.47
23	Jack Off Jill	5.28	48	Helloween	5.50
24	Evanescence	5.30	49	W A S P	5.50
25	Twiztid	5.33	50	Green Day	5.50

(criteria: ≥ 50 songs and ≥ 1000 ANEW words)

PoCS
@pocsvox

Finding
Happiness

Introduction

Measurement

Happiness

Some motivation

Measuring emotional
content

Hedonometer

Analysis

Songs

Blogs

SOTU

A Better Lexical Lens

Geography

Movement


Other Emotions

References



Text:	h_{avg}	Words with a similar score:
Soul/Gospel lyrics ^[12]	6.9	chocolate (6.88), leisurely (6.88), penthouse (6.81)
Pop lyrics ^[12]	6.7	dream (6.73), honey (6.73), sugar (6.74)
Dante's Paradise ^[?]	6.5	muffin (6.57), rabbit (6.57), smooth (6.58)
Tweets, 9/9/2008 to 12/31/2010	6.4	thought (6.39), face (6.39), blond (6.42)
Rock lyrics ^[12]	6.3	church (6.28), tree (6.32), air (6.34)
Enron Emails ^[?]	6.2	clouds (6.18), alert (6.20), computer (6.24)
State of the Union Messages ^[12]	6.1	grass (6.12), idol (6.12), bottle (6.15)
New York Times (1987-2007) ^[37]	6.0	hotel (6.00), tennis (6.02), wonder (6.03)
Blogs ^[12]	5.8	owl (5.80), whistle (5.81), humble (5.86)
Dante's Inferno ^[?]	5.5	glacier (5.50), repentant (5.53), mischief (5.57)
Heavy Metal lyrics ^[12]	5.4	lamp (5.41), elevator (5.44), truck (5.47)

Lexicon Valley, Episode #62, June 17, 2015

 Mike Vuolo and Bob Garfield.



PoCS
@pocsvox
Finding
Happiness

Introduction

Measurement

Happiness

Some motivation
Measuring emotional
content
Hedonometer

Analysis

Songs

Blogs

SOTU

A Better Lexical Lens

Geography

Movement

Other Emotions

References

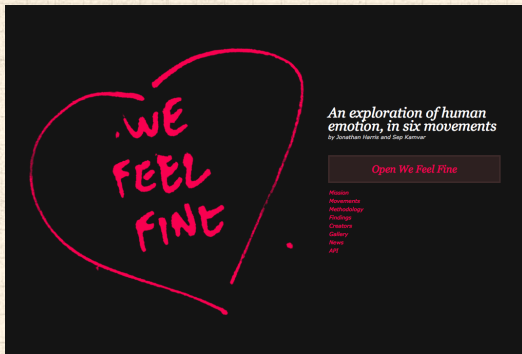


Language has a Positivity Bias. How did we measure that?



Data sets:

- Blog phrases containing "I feel...", "I am feeling", etc., taken from wefeelfine.org (API, 2005-2010)



Created by
Jonathan Harris
& Sep Kamvar

PoCS
@pocsvox
Finding
Happiness

Introduction

Measurement

Happiness

Some motivation

Measuring emotional
content

Hedonometer

Analysis

Songs

Blogs

SOTU

A Better Lexical Lens

Geography

Movement

Other Emotions

References



Jonathan Harris:

PoCS
@pocsvox

Finding
Happiness

Introduction

Measurement

Happiness

Some motivation

Measuring emotional
content

Hedonometer

Analysis

Songs

Blogs

SOTU

A Better Lexical Lens


Geography

Movement

Other Emotions

References



2007 TED Talk: The Web's secret stories 



So I really consider myself a storyteller. But I don't really tell stories in the usual way, in the sense that I don't usually tell my own stories. Instead, I'm really interested in building tools that allow large numbers of other people to tell their stories, people all around the world. I do this because I think that people actually have a lot in common. I think people are very similar, but I also think that we have trouble seeing that.

Introduction

Measurement

Happiness

Some motivation

Measuring emotional
content

Hedonometer

Analysis

Songs

Blogs

SOTU

A Better Lexical Lens

Geography

Movement


Other Emotions

References



Feeling [lonely](#) Gender [Both](#) Age [All](#) Weather [All](#) Location [All](#) Date [All](#)

- **i feel very lonely and unnoticed and that i am poised in a point of my life when i am able to do great things but just cant quite get them started**
March 30, 2006 / from a 31 year old in fairfax virginia united states when it was cloudy
- **i feel lonely recently**
March 30, 2006 / from someone in georgia united states
- **i feel lonely things are all good but i miss the way things used to be**
March 31, 2006 / from an 18 year old female in arizona united states
- **i feel really lonely every night because i dont have any good friends irl that i can just talk about anything with**
March 31, 2006 / from a 17 year old male in lawrenceville georgia united states
- **i feel really lonely and like any sensible loser i have to write about it in a blog**
March 31, 2006 / from an 18 year old male in missouri united states
- **i feel so lonely inside**
March 31, 2006 / from a 24 year old male in san diego california united states when it was cloudy
- **i feel soooooo lonely sometimes**
March 31, 2006 / from a 19 year old female in ellensburg washington united states
- **i feel lonely**
March 31, 2006 / from someone
- **i feel lonely i feel scared**
March 31, 2006 / from a 29 year old in mount vernon ohio united states
- **i feel lonely when im with her**
March 31, 2006 / from someone in tennessee united states
- **i feel so much less lonely knowing that there are people out there again**



Introduction

Measurement

Happiness

Some motivation

Measuring emotional content

Hedonometer

Songs

Analysis

Blogs

SOTU

A Better Lexical Lens



Geography


Movement

Other Emotions

References



Feeling	lovesick	Gender	Female	Age	20 - 39	Weather	Cloudy	Location	All	Date	Feb 14, 2006	
All Feelings		Both Genders		All Ages		All Weather		All Locations		All Dates		
A	lopsided			0s				afghanistan		2005	Jan	1
B	loquacious									2006	Feb	2
C	lost									Mar	3	
D	loud									Apr	4	
E	lounging									5		
F	lousy									6		
G	lovable									7		
H	loveable									8		
I	loved									9		
J	loveless									10		
K	lovely	11										
L	loversick	12										
M	lovely	13										
N	loversick	14										
O	loving	15										
P	low	16										
Q	lower	17										
R	lowered	18										
S	lowering	19										
T	lowest	20										
U	lowly	21										
V	loyal	22										
W	lucid	23										
X	luckier	24										
Y	luckiest	25										
Z	lucky	26										
		27										
		28										



Find Feelings

Introduction

Measurement

Happiness

Some motivation

Measuring emotional content

Hedonometer

Analysis

Songs

Blogs

SOTU

A Better Lexical Lens

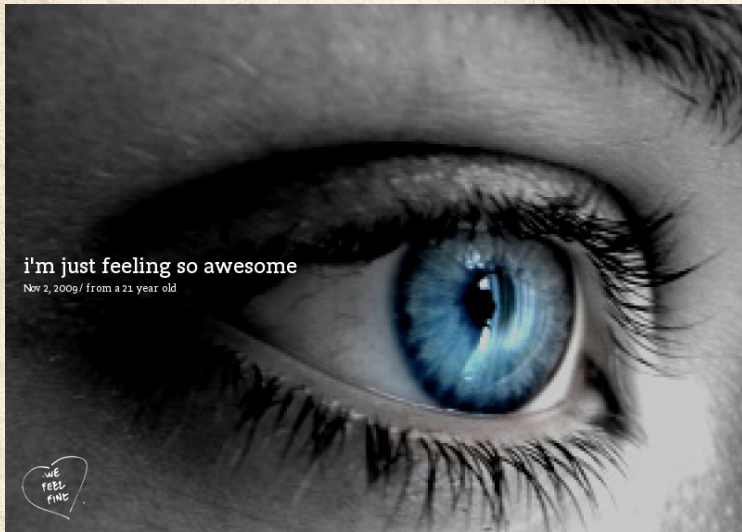
Geography

Movement

Other Emotions

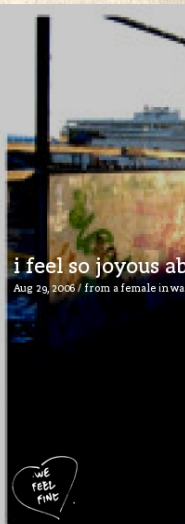
References





i'm just feeling so awesome

Nov 2, 2009 / from a 21 year old

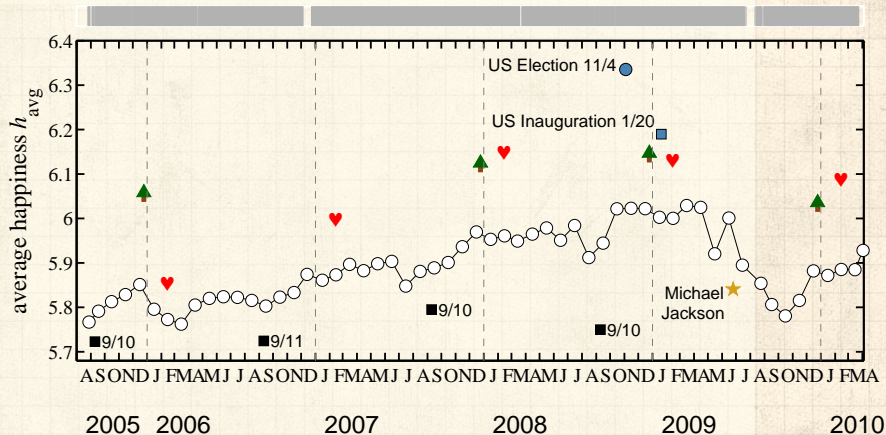


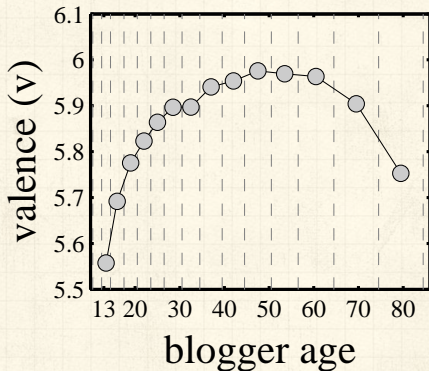
i feel so joyous ab


Aug 29, 2006 / from a female in wa



Blogs—Overall trend





 Average happiness as a function of the age bloggers report they will turn in the year of their posting.

Introduction

Measurement

Happiness

Some motivation

Measuring emotional content

Hedonometer

Analysis

Songs

Blogs

SOTU

A Better Lexical Lens

Geography

Movement

Other Emotions

References



- Self-report studies find **little variation** in happiness with age^[14, 15]
- Surprising: Expect a rise and fall.
- A 'challenge' for theory...
- Related to the **Easterlin Paradox**:
Money doesn't buy happiness
- But maybe it does a little bit—Veenhoven & Hagerty (2003) and Wolfers & Stevenson (2008).

Introduction

Measurement

Happiness

Some motivation

Measuring emotional
content

Hedonometer

Analysis

Songs

Blogs

SOTU

A Better Lexical Lens

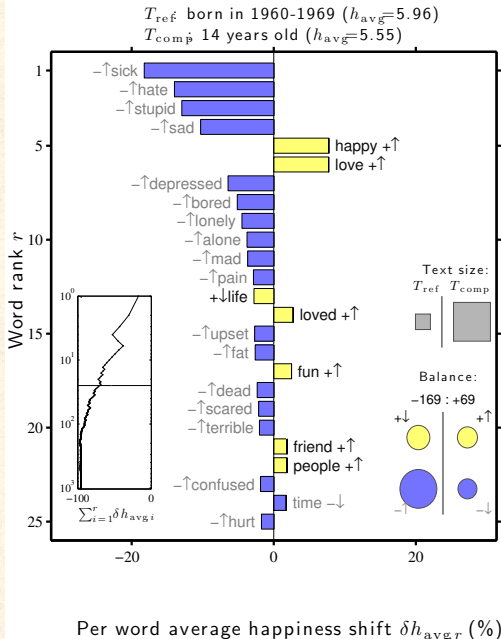
Geography

Movement

Other Emotions

References





Introduction

Measurement

Happiness

- Some motivation
- Measuring emotional content
- Hedonometer
- Analysis
- Songs
- Blogs**
- SOTU
- A Better Lexical Lens
- Geography
- Movement
- Other Emotions

References



Blogs—Latitude

PoCS
@pocsvox

Finding
Happiness

Introduction

Measurement

Happiness

Some motivation

Measuring emotional
content

Hedonometer

Analysis

Songs

Blogs

SOTU

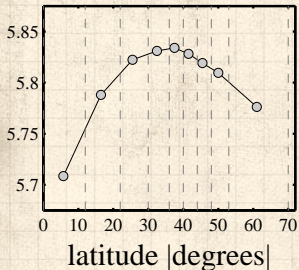
A Better Lexical Lens

Geography

Movement

Other Emotions

References



Near equator—social factors

☰ Increase in 'sad', 'bored',
'lonely', 'stupid', 'guilty'

☰ Decrease in 'good' and
'people'

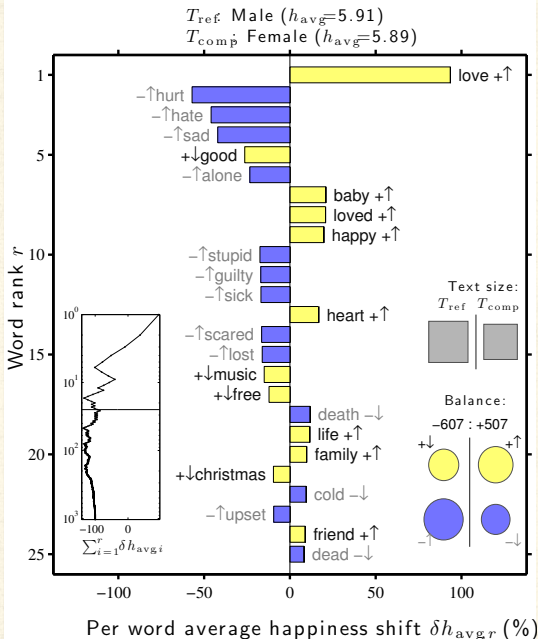
Near poles— social/psychological/climate

☰ Increase in 'sick', 'guilty',
'cold', 'depressed', and
'headache' and decrease of
'love' and 'life.'

☰ Offset by decrease in 'hurt'
and 'pain.'

☰ More 'bed' and 'sleep.'



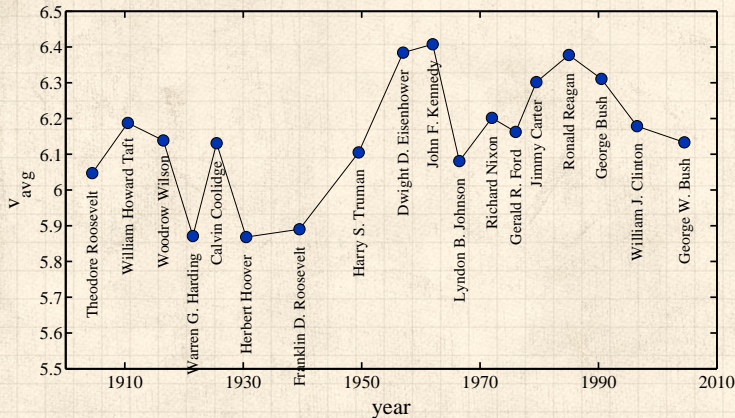


- Introduction
- Measurement
- Happiness
 - Some motivation
 - Measuring emotional content
 - Hedonometer
 - Analysis
 - Songs
 - Blogs**
 - SOTU
 - A Better Lexical Lens
 - Geography
 - Movement
 - Other Emotions
- References



Presidential happiness:

PoCS
@pocsvox
Finding
Happiness



Introduction

Measurement

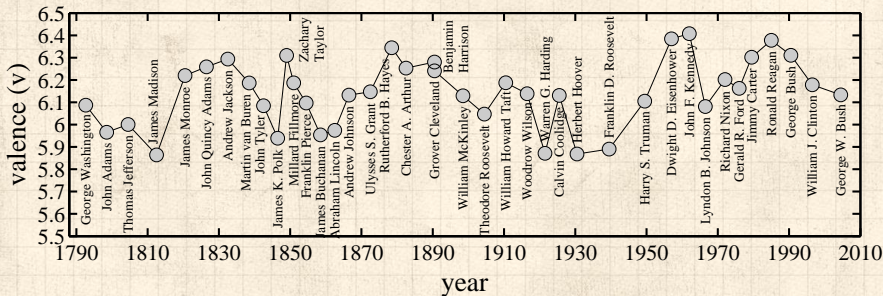
Happiness

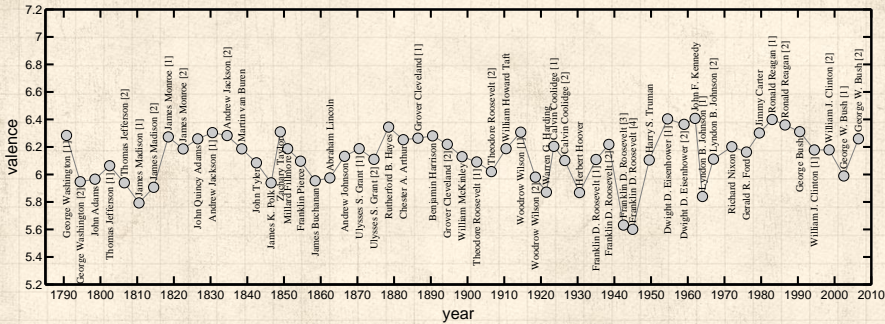
- Some motivation
- Measuring emotional content
- Hedonometer
- Analysis
- Songs
- Bligs
- SOTU
- A Better Lexical Lens
- Geography
- Movement
- Other Emotions

References



Presidential happiness:









labMT 1.0: language assessment by Mechanical Turk

PoCS
@pocsvox
Finding
Happiness




Four corpora:

-  Twitter
-  Google Books
-  Music Lyrics
-  New York Times

Introduction
Measurement
Happiness
Some motivation
Measuring emotional content
Hedonometer
Analysis
Songs
Blogs
SOTU
A Better Lexical Lens
Geography
Movement
Other Emotions
References

 5000 most frequently used words for each corpus.

 10,222 words, 50 evaluations each, 1-9 scale:^[31]



PLOS ONE 10 Year Anniversary: Datasets

By sharing their underlying data and related metadata, authors increase the value and impact of their research. Since its inception, *PLOS ONE* has encouraged data sharing, and in 2014, in keeping with our commitment to openness, reproducibility and scientific progress, the journal began requiring authors to make their data publicly available

[More >](#)

10


Sections ▾



Submit your research to PLOS ONE

[Learn More](#)

Social Networks



Temporal Patterns of Happiness and Information in a Global Social Network: Hedonometrics and Twitter

Peter Sheridan Dodds, Kameron Decker Harris, Isabel M. Kloumann, Catherine A. Bliss, Christopher M. Danforth

PLOS ONE: 07 Dec 2011



Insight into this selection by Sune Lehmann

"This paper has made an MTurk generated list of word-valences openly available to the research community. As a ...

EveryONE Blog: 31 Mar 2017

Learn More About These Important, Widely Used and Well-Reported Datasets

Read the accompanying post in *EveryONE - The PLOS ONE Community Blog*

[READ THE BLOG](#)

Celebrate PLOS ONE's 10th Anniversary

PoCS
[@pocsvox](#)
Finding Happiness

Introduction

Measurement

Happiness

Some motivation

Measuring emotional content

Hedonometer

Analysis

Songs

Blogs

SOTU

[A Better Lexical Lens](#)

Geography

Movement

Other Emotions

References



valence rank	word	valence	std dev	twitter rank	g-books rank	nyt rank	lyrics rank
1	laughter	8.50	0.93	3600	-	-	1728
2	happiness	8.44	0.97	1853	2458	-	1230
3	love	8.42	1.11	25	317	328	23
4	happy	8.30	0.99	65	1372	1313	375
5	laughed	8.26	1.16	3334	3542	-	2332
6	laugh	8.22	1.37	1002	3998	4488	647
7	laughing	8.20	1.11	1579	-	-	1122
8	excellent	8.18	1.10	1496	1756	3155	-
9	laughs	8.18	1.16	3554	-	-	2856
10	joy	8.16	1.06	988	2336	2723	809
11	successful	8.16	1.08	2176	1198	1565	-
12	win	8.12	1.08	154	3031	776	694
13	rainbow	8.10	0.99	2726	-	-	1723
14	smile	8.10	1.02	925	2666	2898	349
15	won	8.10	1.22	810	1167	439	1493
16	pleasure	8.08	0.97	1497	1526	4253	1398
17	smiled	8.08	1.07	-	3537	-	2248
18	rainbows	8.06	1.36	-	-	-	4216
19	winning	8.04	1.05	1876	-	1426	3646
20	celebration	8.02	1.53	3306	-	2762	4070
21	enjoyed	8.02	1.53	1530	2908	3502	-
22	healthy	8.02	1.06	1393	3200	3292	4619
23	music	8.02	1.12	132	875	167	374
24	celebrating	8.00	1.14	2550	-	-	-
25	congratulations	8.00	1.63	2246	-	-	-
26	weekend	8.00	1.29	317	-	833	2256
27	celebrate	7.98	1.15	1606	-	3574	2108
28	comedy	7.98	1.15	1444	-	2566	-
29	jokes	7.98	0.98	2812	-	-	3808
30	rich	7.98	1.32	1625	1221	1469	890
□	□	□	□	□	□	□	□

Introduction

Measurement

Happiness

Some motivation

Measuring emotional
content

Hedonometer

Analysis

Songs

Blogs

SOTU

A Better Lexical Lens

Geography

Movement

Other Emotions

References



valence rank	word	valence	std dev	twitter rank	g-books rank	nyt rank	lyrics rank
10193	violence	1.86	1.05	4299	1724	1238	2016
10194	cruel	1.84	1.15	2963	-	-	1447
10195	cry	1.84	1.28	1028	3075	-	226
10196	failed	1.84	1.00	2645	1618	1276	2920
10197	sickness	1.84	1.18	4735	-	-	3782
10198	abused	1.83	1.31	-	-	-	4589
10199	tortured	1.82	1.42	-	-	-	4693
10200	fatal	1.80	1.53	-	4089	-	3724
10201	killings	1.80	1.54	-	-	4914	-
10202	murdered	1.80	1.63	-	-	-	4796
10203	war	1.80	1.41	468	175	291	462
10204	kills	1.78	1.23	2459	-	-	2857
10205	jail	1.76	1.02	1642	-	2573	1619
10206	terror	1.76	1.00	4625	4117	4048	2370
10207	die	1.74	1.19	418	730	2605	143
10208	killing	1.70	1.36	1507	4428	1672	998
10209	arrested	1.64	1.01	2435	4474	1435	-
10210	deaths	1.64	1.14	-	-	2974	-
10211	raped	1.64	1.43	-	-	-	4528
10212	torture	1.58	1.05	3175	-	-	3126
10213	died	1.56	1.20	1223	866	208	826
10214	kill	1.56	1.05	798	2727	2572	430
10215	killed	1.56	1.23	1137	1603	814	1273
10216	cancer	1.54	1.07	946	1884	796	3802
10217	death	1.54	1.28	509	307	373	433
10218	murder	1.48	1.01	2762	3110	1541	1059
10219	terrorism	1.48	0.91	-	-	3192	-
10220	rape	1.44	0.79	3133	-	4115	2977
10221	suicide	1.30	0.84	2124	4707	3319	2107
10222	terrorist	1.30	0.91	3576	-	3026	-

Introduction

Measurement

Happiness

Some motivation

Measuring emotional
content

Hedonometer

Analysis

Songs

Blogs

SOTU

A Better Lexical Lens

Geography

Movement

Other Emotions

References



std dev rank	word	valence	std dev	twitter rank	g-books rank	nyt rank	lyrics rank
1	fking	4.64	2.93	448	-	-	620
2	fkin	3.86	2.74	1077	-	-	688
3	fking	3.56	2.71	1840	-	-	904
4	pussy	4.80	2.66	2019	-	-	949
5	whiskey	5.72	2.64	-	-	-	2208
6	slut	3.57	2.63	-	-	-	4071
7	cigarettes	3.31	2.60	-	-	-	3279
8	fkin	4.14	2.58	322	-	-	185
9	mortality	4.38	2.55	-	3960	-	-
10	cigarette	3.09	2.52	-	-	-	2678
11	motherfkin	2.51	2.47	-	-	-	1466
12	churches	5.70	2.46	-	2281	-	-
13	motherfking	2.64	2.46	-	-	-	2910
14	capitalism	5.16	2.45	-	4648	-	-
15	porn	4.18	2.43	1801	-	-	-
16	summer	6.40	2.39	896	1226	721	590
17	beer	5.92	2.39	839	4924	3960	1413
18	execution	3.10	2.39	-	2975	-	-
19	wines	6.28	2.37	-	-	3316	-
20	zombies	4.00	2.37	4708	-	-	-
21	aids	4.28	2.35	2983	3996	1197	-
22	capitalist	4.84	2.34	-	4694	-	-
23	revenge	3.71	2.34	-	-	-	2766
24	mcdonalds	5.98	2.33	3831	-	-	-
25	beatles	6.44	2.33	3797	-	-	-
26	islam	4.68	2.33	-	4514	-	-
27	pay	5.30	2.32	627	769	460	499
28	alcohol	5.20	2.32	2787	2617	3752	3600
29	muthafkin	3.00	2.31	-	-	-	4107
30	christ	6.16	2.31	2509	909	4238	1526
□	□	□	□	□	□	□	□

Introduction

Measurement

Happiness

Some motivation

Measuring emotional
content

Hedonometer

Analysis

Songs

Blogs

SOTU

A Better Lexical Lens

Geography

Movement

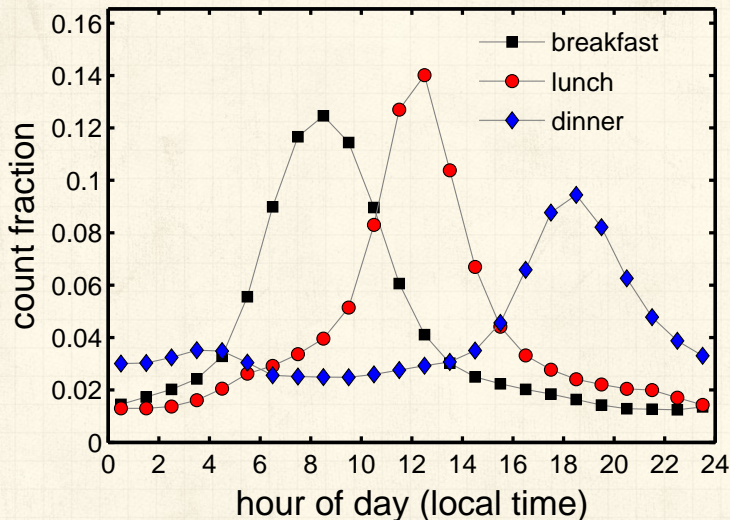
Other Emotions

References



Twitter—living in the now:

PoCS
@pocsvox
Finding
Happiness



Introduction
Measurement
Happiness
Some motivation
Measuring emotional content
Hedonometer
Analysis
Songs
Blogs
SOTU
A Better Lexical Lens
Geography
Movement
Other Emotions
References

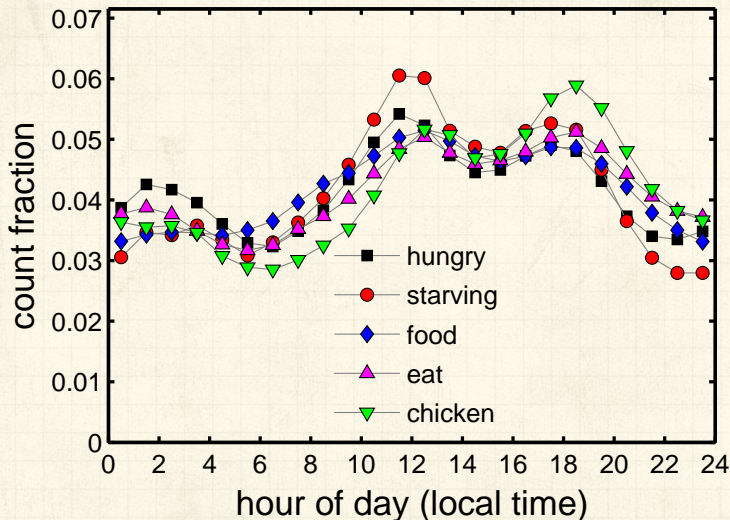


Quantifying the quotidian.



Twitter—living in the now:

PoCS
@pocsvox
Finding
Happiness



Introduction

Measurement

Happiness

Some motivation

Measuring emotional
content

Hedonometer

Analysis

Songs

Blogs

SOTU

A Better Lexical Lens

Geography

Movement

Other Emotions

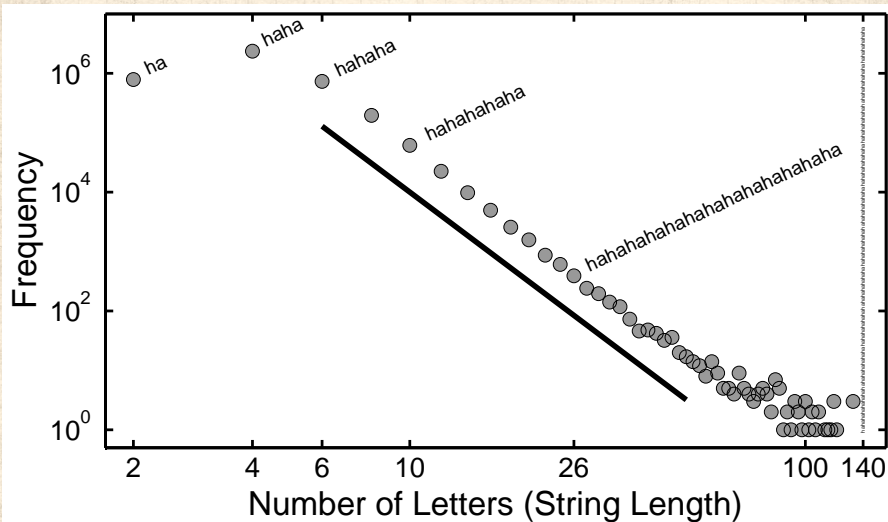
References



Makes the unexpected believable...



The happiest distribution:





“Hahahahaha, Duuuuude, Yeeessss!: A two-parameter characterization of stretchable words and the dynamics of mistypings and misspellings” ↗

Gray, Danforth, and Dodds,
PLOS ONE, **15**, e0232938, 2020. ^[18]



“GOOOOOOOOOOAAAAAAAAAL!!!!!!”



An exploration of families of strange lexical creatures.



Regular expression festival.



Identified kernels: ha versus goal.



Defined and measured stretch and balance



Stretch: Inequality (Gini) coefficient; Balance: (Shannon's) entropy.

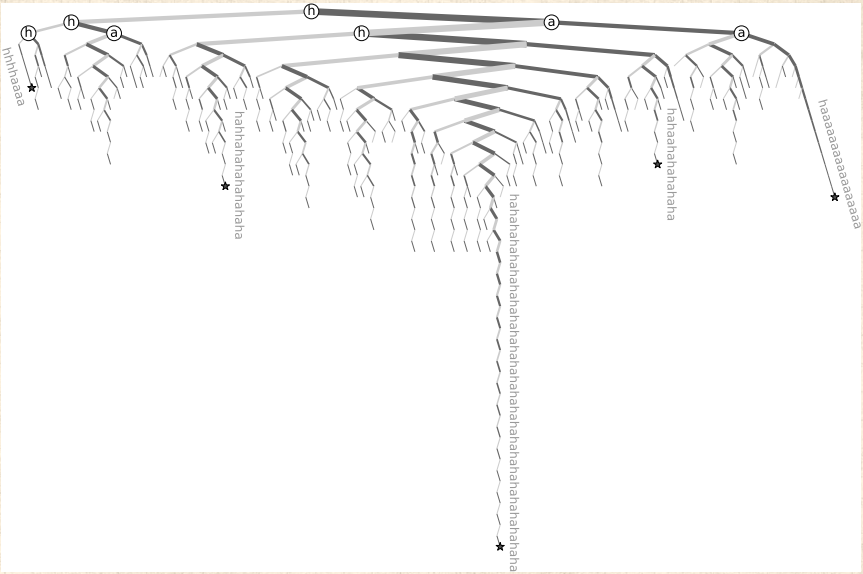


Spelling trees!

PoCS
@pocsvox
Finding
Happiness

Introduction
Measurement
Happiness
Some motivation
Measuring emotional content
Hedonometer
Analysis
Songs
Blogs
SOTU
A Better Lexical Lens
Geography
Movement
Other Emotions
References







Tom Sherwood @tomsherwood

1 Oct

Mississippi congressman moves gate and lets 92 WW2 vets see their monument. pic.twitter.com/541GvLLITz

 Retweeted 442 times

 Expand



PoCS
@pocsvox
Finding
Happiness

Introduction

Measurement

Happiness

Some motivation

Measuring emotional
content

Hedonometer

Analysis

Songs

Blogs

SOTU

A Better Lexical Lens

Geography

Movement

Other Emotions

References



- Some motivation
- Measuring emotional content
- Hedonometer
- Analysis
- Songs
- Blogs
- SOTU
- A Better Lexical Lens
- Geography
- Movement
- Other Emotions



```
["created_at": "Tue Oct 01 15:59:45 +0000 2013", "id": "385071546731347968", "id_str": "385071546731347968", "text": "RT @tomsherwood: Mississippi c  
ongressman moves gate and lets 92 MW2 vets see their monument. http://v.t.co/v/541GvLLlTz", "source": "\u003ca href=\"http://www.tweetdeck.c  
om\" rel=\"nofollow\" \u003eTweetDeck\u003c/a\u003e", "truncated": false, "in_reply_to_status_id": null, "in_reply_to_status_id_str": null, "in_re  
ply_to_user_id": null, "in_reply_to_user_id_str": null, "in_reply_to_screen_name": null, "user": {"id": 17912008, "id_str": "17912008", "name": "Armen  
Terjmanian", "screen_name": "translator82", "location": "Washington DC area", "url": null, "description": "Georgetown Univ Web Content Producer. T  
roy Mich native, Michigan & Columbia alum, Detroit sports fan, Armenian, recovering journalist. Tweets are my own.", "protected": false, "foll  
owers_count": 589, "friends_count": 1456, "listed_count": 17, "created_at": "Sat Dec 06 00:08:32 +0000 2008", "favourites_count": 6, "utc_offset": -14  
400, "time_zone": "Eastern Time (US & Canada)", "geo_enabled": false, "verified": false, "statuses_count": 11072, "lang": "en", "contributors_enabled"  
: false, "is_translator": false, "profile_background_color": "#161922", "profile_background_image_url": "http://\u003cimg alt=\"Profile background image\" data-bbox=
```



Individual tweets have all kinds of potential impact:

The screenshot shows a tweet from The Associated Press (@AP) with the text "Breaking: Two Explosions in the White House and Barack Obama is injured". The tweet has 483 retweets and 17 favorites. The interface includes a "Follow" button, interaction icons for Reply, Retweet, Favorite, and More, and a row of profile picture thumbnails for users who interacted with the tweet. The timestamp is 10:07 AM - 23 Apr 13.

```
twitter.03.13.23.04.13.json:{"created_at":"Tue Apr 23 17:07:50 +0000 2013","id":326744234273161216,"id_str":"326744234273161216","text":"Breaking: Two Explosions in the White House and Barack Obama is injured","source":"web","truncated":false,"in_reply_to_status_id":null,"in_reply_to_status_id_str":null,"in_reply_to_user_id":null,"in_reply_to_user_id_str":null,"in_reply_to_screen_name":null,"user":{"id":51241574,"id_str":"51241574","name":"The Associated Press","screen_name":"AP","location":"Global","url":"http://www.ap.org","description":"News, discussion and a behind-the-scenes look at the process from The Associated Press. Managed 24/7 by a team of editors based in NY: http://apne.ws/APStaff","protected":false,"followers_count":1903225,"friends_count":7012,"listed_count":42154,"created_at":"Fri Jun 26 21:48:52 +0000 2009","favourites_count":0,"utc_offset":-18000,"time_zone":"Eastern Time (US & Canada)","geo_enabled":false,"verified":true,"statuses_count":50187,"lang":"en","contributors_enabled":false,"is_translator":false,"profile_background_color":"333333","profile_background_image_url":"http://va0.twimg.com/profile_background_images/734506342/vb3be603514207db70cb0a991c26f2718.jpeg","profile_background_image_url_https":"https://si0.twimg.com/profile_background_images/734506342/vb3be603514207db70cb0a991c26f2718.jpeg","profile_background_tile":false,"profile_image_url":"http://va0.twimg.com/profile_images/1848193664/APLogo_normal.jpg","profile_image_url_https":"https://si0.twimg.com/profile_images/1848193664/APLogo_normal.jpg","profile_banner_url":"https://si0.twimg.com/profile_banners/51241574/1365092409","profile_link_color":"CC3300","profile_sidebar_border_color":"FFFFFF","profile_sidebar_fill_color":"CCCCCC","profile_text_color":"333333","profile_use_background_image":true,"default_profile":false,"default_profile_image":false,"following":null,"follow_request_sent":null,"notifications":null,"geo":null,"coordinates":null,"place":null,"contributors":null,"retweet_count":0,"favorite_count":0,"entities":{"hashtags":[],"symbols":[],"urls":[],"user_mentions":[]},"favorited":false,"retweeted":false,"filter_level":"medium","lang":"en"}
```

Mentions of CIA on Twitter, end of 2011:



PoCS
@pocsvox
Finding
Happiness

Introduction

Measurement

Happiness

Some motivation
Measuring emotional
content
Hedonometer

Analysis

Songs
Blogs
SOTU

A Better Lexical Lens

Geography
Movement
Other Emotions

References



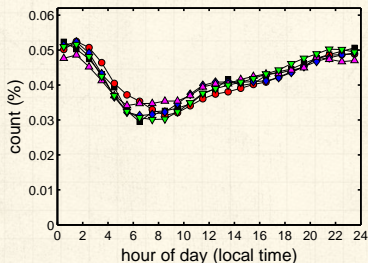
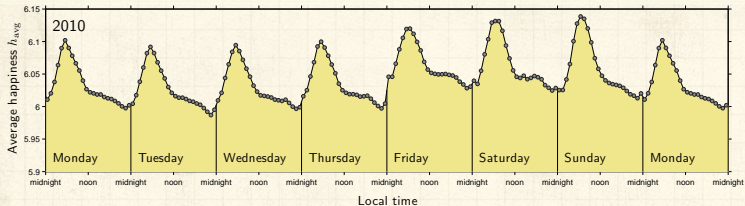
 See story [here](#)  for example [slate].



The daily unravelling of the human mind:

PoCS
@pocsvox

Finding
Happiness



Introduction

Measurement

Happiness

Some motivation

Measuring emotional
content

Hedonometer

Analysis

Songs

Blogs

SOTU

A Better Lexical Lens


Geography

Movement

Other Emotions

References



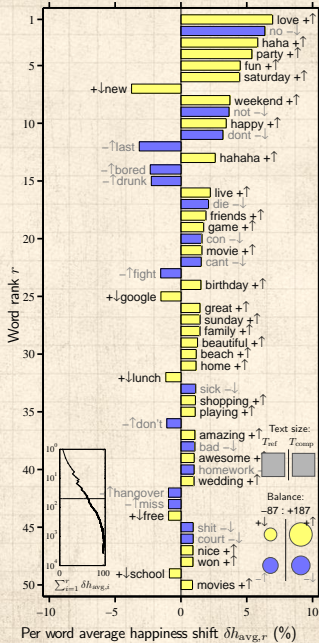
“Social Scientists waded into the Tweet stream” 

Greg Miller,

Science, **333**, 1814–1815, 2011. [33]



T_{ref} : Tuesdays ($h_{avg}=6.03$)
 T_{comp} : Saturdays ($h_{avg}=6.06$)



PoCS
 @pocsvox

Finding Happiness

Introduction

Measurement

Happiness

- Some motivation
- Measuring emotional content
- Hedonometer
- Analysis
- Songs
- Blogs
- SOTU
- A Better Lexical Lens
- Geography
- Movement
- Other Emotions

References



Text element and context correlate in happiness scores:

- Compare ambient happiness with text element happiness.
- Spearman correlation coefficient:
 $r_s \simeq 0.79, p\text{-value} < 10^{-10}$.
- An on-average result: says nothing about any individual sentence.
- Extra random piece: **stemming is fallible**.

Introduction

Measurement

Happiness

Some motivation

Measuring emotional content

Hedonometer

Analysis

Songs

Blogs

SOTU

A Better Lexical Lens

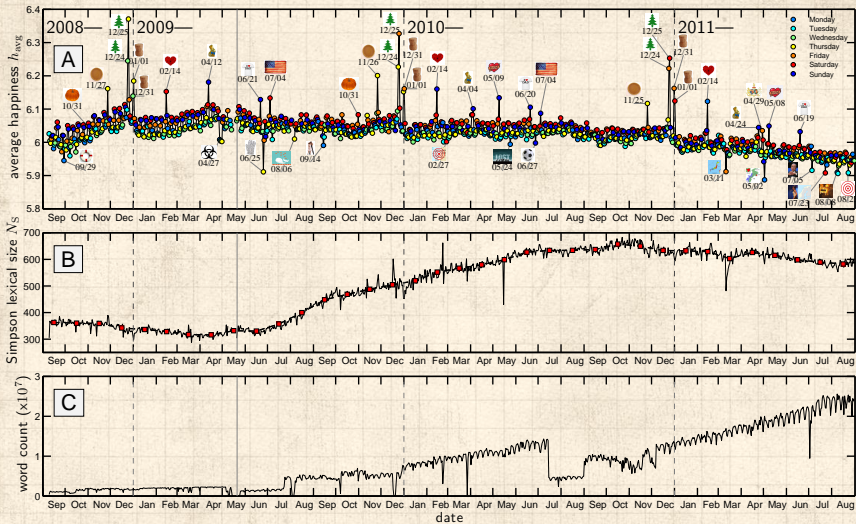
Geography

Movement

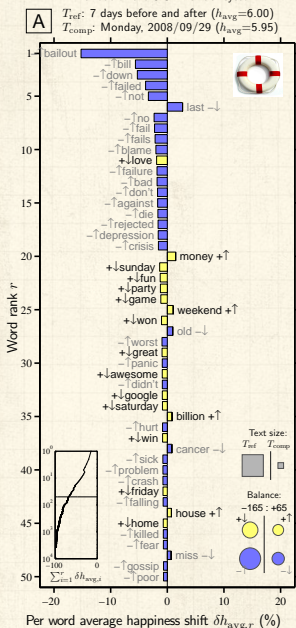
Other Emotions

References

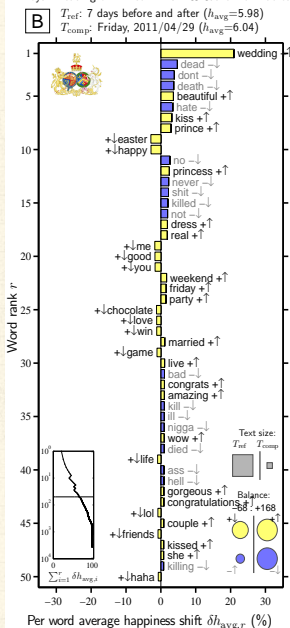




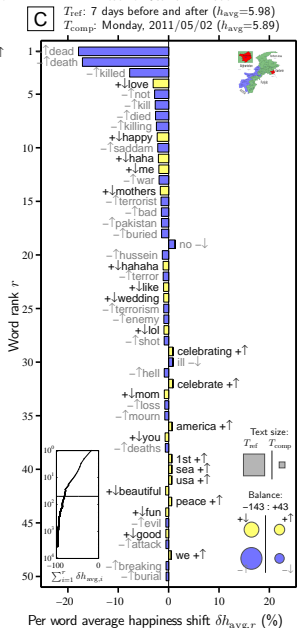
Bailout of the U.S. financial system:



Royal Wedding of Prince William & Catherine Middleto



Death of Osama Bin Laden:



Ambient happiness:

Word	$h_{\text{lex}}^{(\text{amb})}$	Total Tweets	$h_{\text{lex}}^{(\text{norm})}$	Word	$h_{\text{lex}}^{(\text{amb})}$	Total Tweets	$h_{\text{lex}}^{(\text{norm})}$
1. happy	+0.430	1.65e+07 (13)	+1.104 (1)	51. snow	-0.051	2.60e+06 (49)	+0.083 (39)
2. Christmas	+0.404	4.89e+06 (35)	+0.953 (3)	52. Jon Stewart	-0.052	5.21e+04 (97)	+0.024 (48)
3. vegan	+0.315	1.84e+05 (90)	-0.015 (46)	53. school	-0.056	9.26e+06 (24)	+0.050 (42)
4. :)	+0.274	1.04e+07 (20)	+0.630 (12)	54. Lehman Brothers	-0.078	8.50e+03 (100)	+0.721 (79)
5. family	+0.251	5.01e+06 (32)	+0.716 (7)	55. them	-0.090	1.54e+07 (15)	-0.280 (60)
6. -)	+0.228	1.67e+06 (60)	+0.560 (16)	56. right	-0.090	1.92e+07 (10)	+0.126 (35)
7. our	+0.207	1.41e+07 (16)	+0.159 (33)	57. woman	-0.115	2.54e+06 (51)	+0.202 (30)
8. win	+0.204	7.98e+06 (26)	+0.924 (4)	58. left	-0.118	4.89e+06 (34)	-0.383 (63)
9. vacation	+0.200	9.35e+05 (67)	+0.817 (5)	59. me	-0.119	1.44e+08 (4)	+0.160 (32)
10. party	+0.170	6.44e+06 (29)	+0.679 (9)	60. election	-0.127	5.60e+05 (75)	-0.306 (61)
11. love	+0.164	4.67e+07 (6)	+0.977 (2)	61. Sarah Palin	-0.128	2.26e+05 (87)	-0.681 (76)
12. friends	+0.155	7.67e+06 (27)	+0.685 (8)	62. no	-0.132	9.51e+07 (5)	+1.415 (90)
13. hope	+0.149	1.18e+07 (18)	+0.515 (19)	63. rain	-0.134	3.23e+06 (41)	+0.050 (44)
14. coffee	+0.147	2.80e+06 (46)	+0.518 (18)	64. climate	-0.135	3.64e+05 (80)	-0.160 (51)
15. cash	+0.146	1.28e+06 (63)	+0.601 (14)	65. gay	-0.152	2.73e+06 (47)	-0.552 (72)
16. sun	+0.144	2.39e+06 (52)	+0.737 (6)	66. lose	-0.157	2.06e+06 (55)	-1.181 (86)
17. income	+0.137	5.10e+05 (76)	+0.621 (13)	67. they	-0.159	2.74e+07 (8)	-0.208 (58)
18. summer	+0.135	3.00e+06 (43)	+0.221 (29)	68. oil	-0.162	1.38e+06 (62)	-0.411 (65)
19. church	+0.131	1.81e+06 (58)	-0.016 (47)	69. cold	-0.162	3.67e+06 (36)	-0.546 (71)
20. Valentine	+0.127	2.47e+05 (84)	+0.593 (15)	70. I feel	-0.173	5.17e+06 (31)	-0.129 (50)
21. Stephen Colbert	+0.126	2.38e+04 (99)	+0.001 (45)	71. man	-0.175	1.59e+07 (14)	-0.163 (52)
22. USA	+0.113	2.16e+06 (54)	+0.325 (26)	72. Republican	-0.181	2.30e+05 (86)	+0.539 (70)
23. !	+0.106	3.44e+06 (40)	+0.195 (31)	73. sad	-0.187	3.56e+06 (38)	-1.366 (89)
24. winter	+0.101	1.26e+06 (64)	+0.050 (43)	74. gas	-0.193	1.02e+06 (65)	+0.471 (67)
25. god	+0.099	8.58e+06 (25)	+0.468 (20)	75. economy	-0.203	6.09e+05 (73)	-0.525 (69)
26. hot	+0.095	7.12e+06 (28)	-0.172 (54)	76. Obama	-0.205	2.98e+06 (44)	+0.173 (55)
27. :)	+0.094	2.61e+06 (48)	+0.326 (25)	77. Democrat	-0.226	9.32e+04 (93)	-0.384 (64)
28. Jesus	+0.094	2.03e+06 (56)	+0.247 (28)	78. Congress	-0.231	3.92e+05 (79)	+0.580 (74)
29. today	+0.092	2.56e+07 (9)	+0.126 (36)	79. hell	-0.250	6.27e+06 (30)	-1.551 (96)
30. kiss	+0.072	1.70e+06 (59)	+0.632 (11)	80. sick	-0.262	3.58e+06 (37)	-1.630 (97)
31. yes	+0.066	1.16e+07 (19)	+0.321 (27)	81. Muslim	-0.262	2.15e+05 (88)	-0.569 (73)
32. tomorrow	+0.054	1.04e+07 (21)	+0.086 (38)	82. war	-0.270	1.96e+06 (57)	-2.040 (100)
33. you	+0.052	1.73e+08 (3)	+0.111 (37)	83. Pope	-0.277	1.52e+05 (91)	-0.316 (62)
34. heaven	+0.041	7.42e+05 (71)	+0.674 (10)	84. hate	-0.282	9.65e+06 (23)	-1.520 (94)
35. :-)	+0.041	9.39e+05 (66)	+0.395 (23)	85. Glenn Beck	-0.282	1.14e+05 (92)	-0.776 (82)
36. we	+0.035	3.91e+07 (7)	+0.146 (34)	86. Islam	-0.299	1.87e+05 (89)	-0.710 (78)
37. yesterday	+0.033	3.08e+06 (42)	-0.168 (53)	87. George Bush	-0.333	3.23e+04 (98)	-0.747 (80)
38. dark	+0.031	1.58e+06 (61)	-0.766 (81)	88. Goldman Sachs	-0.337	5.27e+04 (96)	-0.984 (84)
39. ?	+0.030	2.32e+06 (53)	-0.503 (68)	89. depressed	-0.339	2.81e+05 (82)	-1.541 (95)
40. RT	+0.028	3.39e+08 (1)	-0.443 (66)	90. Senate	-0.340	1.48e+05 (78)	-0.601 (75)
41. Michael Jackson	+0.018	8.20e+05 (70)	-0.213 (59)	91. BP	-0.355	5.82e+05 (74)	-0.902 (83)
42. night	+0.014	1.71e+07 (12)	+0.074 (40)	92. gun	-0.367	6.81e+05 (72)	-1.476 (93)
43. life	+0.012	1.40e+07 (17)	+0.422 (22)	93. drugs	-0.382	5.10e+05 (77)	-1.452 (91)
44. health	-0.000	2.58e+06 (50)	+0.447 (21)	94. headache	-0.437	8.57e+05 (69)	-1.881 (98)
45. sex	-0.008	3.55e+06 (39)	+0.542 (17)	95. :-)	-0.455	3.40e+05 (81)	-1.174 (85)
46. work	-0.010	1.84e+07 (11)	-0.174 (56)	96. :(-0.472	2.89e+06 (45)	-1.288 (88)
47. girl	-0.010	1.01e+07 (22)	+0.331 (24)	97. Afghanistan	-0.703	2.74e+05 (83)	-1.458 (92)
48. boy	-0.026	4.93e+06 (33)	+0.062 (41)	98. mosque	-0.709	6.98e+04 (95)	-0.694 (77)
49. I	-0.048	3.08e+08 (2)	-0.062 (49)	99. flu	-0.735	9.01e+05 (68)	-1.912 (99)
50. commtite	-0.048	9.01e+04 (94)	-0.206 (57)	100. Iraq	-0.773	2.39e+05 (85)	-1.282 (87)

PoCS
@pocsvox

Finding
Happiness

Introduction

Measurement

Happiness

Some motivation

Measuring emotional
content

Hedonometer

Analysis

Songs

Blogs

SOTU

A Better Lexical Lens

Geography

Movement

Other Emotions

References



Simpson lexical size, N_S :

Word	h_{amb}	Total Tweets	h_{norm}	Word	h_{amb}	Total Tweets	h_{norm}
1. happy	+0.430	1.65e+07 (13)	+1.104 (1)	51. snow	-0.051	2.60e+06 (49)	+0.083 (39)
2. Christmas	+0.404	4.89e+06 (35)	+0.953 (3)	52. Jon Stewart	-0.052	5.21e+04 (97)	+0.024 (48)
3. vegan	+0.315	1.84e+05 (90)	-0.015 (46)	53. school	-0.056	9.26e+06 (24)	+0.050 (42)
4. :)	+0.274	1.04e+07 (20)	+0.630 (12)	54. Lehman Brothers	-0.078	8.50e+03 (100)	+0.721 (79)
5. family	+0.251	5.01e+06 (32)	+0.716 (7)	55. them	-0.090	1.54e+07 (15)	-0.280 (60)
6. -)	+0.228	1.67e+06 (60)	+0.560 (16)	56. right	-0.090	1.92e+07 (10)	+0.126 (35)
7. our	+0.207	1.41e+07 (16)	+0.159 (33)	57. woman	-0.115	2.54e+06 (51)	+0.202 (30)
8. win	+0.204	7.98e+06 (26)	+0.924 (4)	58. left	-0.118	4.89e+06 (34)	-0.383 (63)
9. vacation	+0.200	9.35e+05 (67)	+0.817 (5)	59. me	-0.119	1.44e+08 (4)	+0.160 (32)
10. party	+0.170	6.44e+06 (29)	+0.679 (9)	60. election	-0.127	5.60e+05 (75)	-0.306 (61)
11. love	+0.164	4.67e+07 (6)	+0.977 (2)	61. Sarah Palin	-0.128	2.26e+05 (87)	-0.681 (76)
12. friends	+0.155	7.67e+06 (27)	+0.685 (8)	62. no	-0.132	9.51e+07 (5)	+1.415 (90)
13. hope	+0.149	1.18e+07 (18)	+0.515 (19)	63. rain	-0.134	3.23e+06 (41)	+0.050 (44)
14. coffee	+0.147	2.80e+06 (46)	+0.518 (18)	64. climate	-0.135	3.64e+05 (80)	-0.160 (51)
15. cash	+0.146	1.28e+06 (63)	+0.601 (14)	65. gay	-0.152	2.73e+06 (47)	+0.552 (72)
16. sun	+0.144	2.39e+06 (52)	+0.737 (6)	66. lose	-0.157	2.06e+06 (55)	+1.181 (86)
17. income	+0.137	5.10e+05 (76)	+0.621 (13)	67. they	-0.159	2.74e+07 (8)	-0.208 (58)
18. summer	+0.135	3.00e+06 (43)	+0.221 (29)	68. oil	-0.162	1.38e+06 (62)	-0.411 (65)
19. church	+0.131	1.81e+06 (58)	-0.016 (47)	69. cold	-0.162	3.67e+06 (36)	-0.546 (71)
20. Valentine	+0.127	2.47e+05 (84)	+0.593 (15)	70. I feel	-0.173	5.17e+06 (31)	-0.129 (50)
21. Stephen Colbert	+0.126	2.38e+04 (99)	+0.001 (45)	71. man	-0.175	1.59e+07 (14)	-0.163 (52)
22. USA	+0.113	2.16e+06 (54)	+0.325 (26)	72. Republican	-0.181	2.30e+05 (86)	+0.539 (70)
23. !	+0.106	3.44e+06 (40)	+0.195 (31)	73. sad	-0.187	3.56e+06 (38)	-1.366 (89)
24. winter	+0.101	1.26e+06 (64)	+0.050 (43)	74. gas	-0.193	1.02e+06 (65)	+0.471 (67)
25. God	+0.099	8.58e+06 (25)	+0.468 (20)	75. economy	-0.203	6.09e+05 (73)	-0.525 (69)
26. hot	+0.095	7.12e+06 (28)	-0.172 (54)	76. Obama	-0.205	2.98e+06 (44)	+0.173 (55)
27. :)	+0.094	2.61e+06 (48)	+0.326 (25)	77. Democrat	-0.226	9.32e+04 (93)	-0.384 (64)
28. Jesus	+0.094	2.03e+06 (56)	+0.247 (28)	78. Congress	-0.231	3.92e+05 (79)	-0.580 (74)
29. today	+0.092	2.56e+07 (9)	+0.126 (36)	79. hell	-0.250	6.27e+06 (30)	-1.551 (96)
30. kiss	+0.072	1.70e+06 (59)	+0.632 (11)	80. sick	-0.262	3.58e+06 (37)	-1.630 (97)
31. yes	+0.056	1.16e+07 (19)	+0.321 (27)	81. Muslim	-0.262	2.15e+05 (88)	-0.569 (73)
32. tomorrow	+0.054	1.04e+07 (21)	+0.086 (38)	82. war	-0.270	1.96e+06 (57)	+2.040 (100)
33. you	+0.052	1.73e+08 (3)	+0.111 (37)	83. Pope	-0.277	1.52e+05 (91)	-0.316 (62)
34. heaven	+0.041	7.42e+05 (71)	+0.674 (10)	84. hate	-0.282	9.65e+06 (23)	+1.520 (94)
35. :-)	+0.041	9.39e+05 (66)	+0.395 (23)	85. Glenn Beck	-0.282	1.14e+05 (92)	-0.776 (82)
36. we	+0.035	3.91e+07 (7)	+0.146 (34)	86. Islam	-0.299	1.87e+05 (89)	-0.710 (78)
37. yesterday	+0.033	3.08e+06 (42)	-0.168 (53)	87. George Bush	-0.333	3.23e+04 (98)	-0.747 (80)
38. dark	+0.031	1.58e+06 (61)	-0.766 (81)	88. Goldman Sachs	-0.337	5.27e+04 (96)	-0.984 (84)
39. ?	+0.030	2.32e+06 (53)	-0.503 (68)	89. depressed	-0.339	2.81e+05 (82)	-1.541 (95)
40. RT	+0.028	3.39e+08 (1)	-0.443 (66)	90. Senate	-0.340	1.48e+05 (78)	-0.601 (75)
41. Michael Jackson	+0.018	8.20e+05 (70)	-0.213 (59)	91. BP	-0.355	5.82e+05 (74)	-0.902 (83)
42. night	+0.014	1.71e+07 (12)	+0.074 (40)	92. gun	-0.367	6.81e+05 (72)	-1.476 (93)
43. life	+0.012	1.40e+07 (17)	+0.422 (22)	93. drugs	-0.382	5.10e+05 (77)	-1.452 (91)
44. health	-0.000	2.58e+06 (50)	+0.447 (21)	94. headache	-0.437	8.57e+05 (69)	-1.881 (98)
45. sex	-0.008	3.55e+06 (39)	+0.542 (17)	95. :-)	-0.455	3.40e+05 (81)	-1.174 (85)
46. work	-0.010	1.84e+07 (11)	-0.174 (56)	96. :(-0.472	2.89e+06 (45)	+1.288 (88)
47. girl	-0.010	1.01e+07 (22)	+0.331 (24)	97. Afghanistan	-0.703	2.74e+05 (83)	-1.458 (92)
48. boy	-0.026	4.93e+06 (33)	+0.062 (41)	98. mosque	-0.709	6.98e+04 (95)	+0.694 (77)
49. I	-0.048	3.08e+08 (2)	-0.062 (49)	99. flu	-0.735	9.01e+05 (68)	-1.912 (99)
50. commtite	-0.048	9.01e+04 (94)	-0.206 (57)	100. Iraq	-0.773	2.39e+05 (85)	-1.282 (87)

PoCS
@pocsvox

Finding
Happiness

Introduction

Measurement

Happiness

Some motivation
Measuring emotional
content
Hedonometer

Analysis

Songs

Blogs

SOTU

A Better Lexical Lens

Geography

Movement

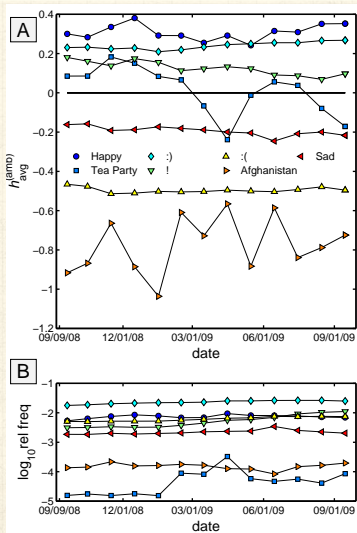
Other Emotions

References



Ambient happiness:

PoCS
@pocsvox
Finding
Happiness



Introduction

Measurement

Happiness

Some motivation

Measuring emotional
content

Hedonometer

Analysis

Songs

Blogs

SOTU

A Better Lexical Lens

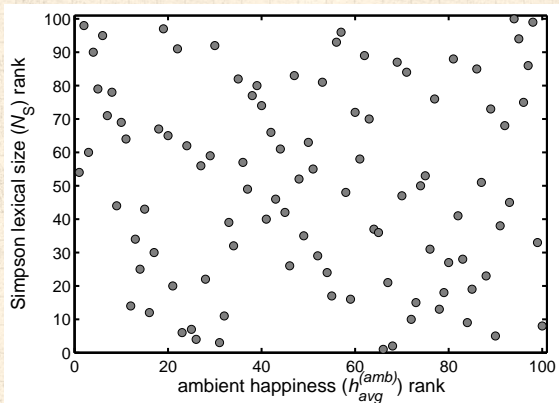
Geography

Movement

Other Emotions

References





Introduction

Measurement

Happiness

Some motivation

Measuring emotional
content

Hedonometer

Analysis

Songs

Blogs

SOTU

A Better Lexical Lens

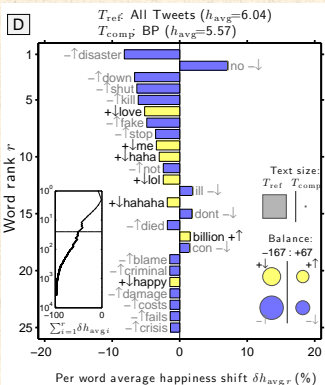
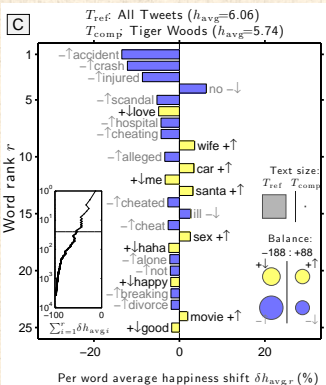
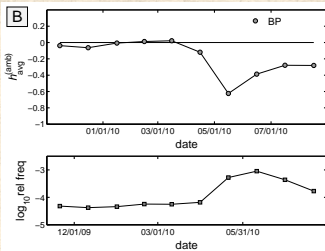
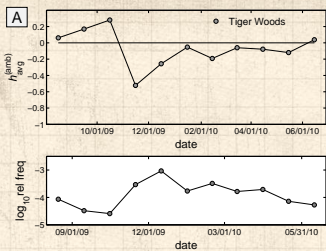
Geography

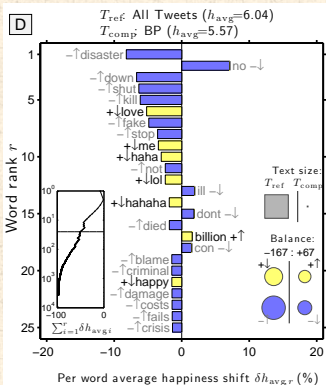
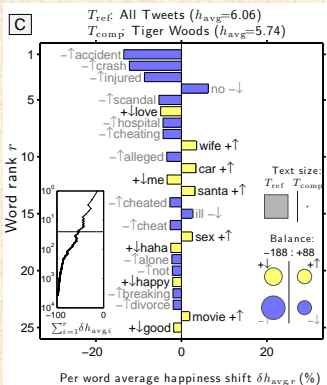
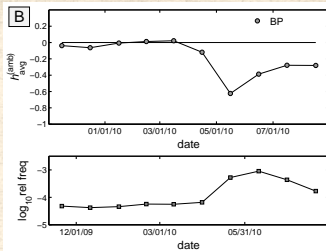
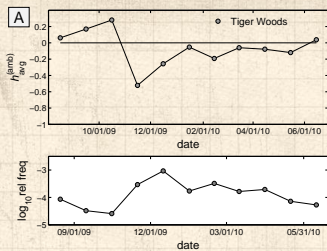
Movement

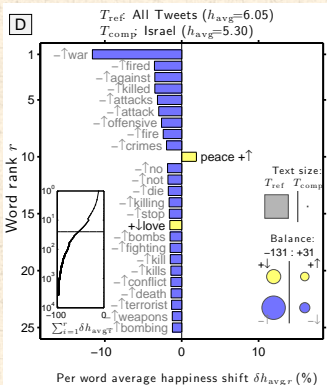
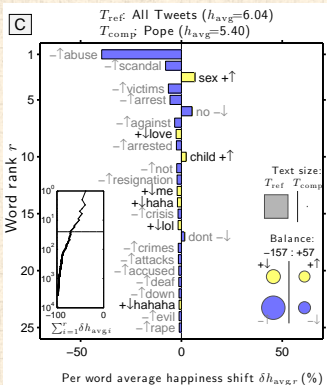
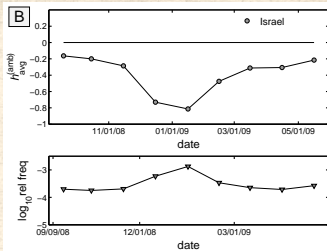
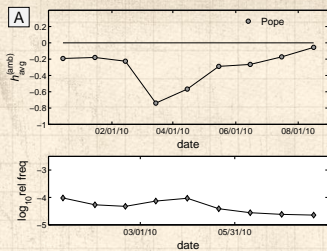
Other Emotions

References











"Public opinion polling with Twitter"

Cody et al.,

Available online at

<https://arxiv.org/abs/1608.02024>, 2016. [4]

PoCS
@pocsvox
Finding
Happiness

Introduction

Measurement

Happiness

Some motivation

Measuring emotional
content

Hedonometer

Analysis

Songs

Blogs

SOTU

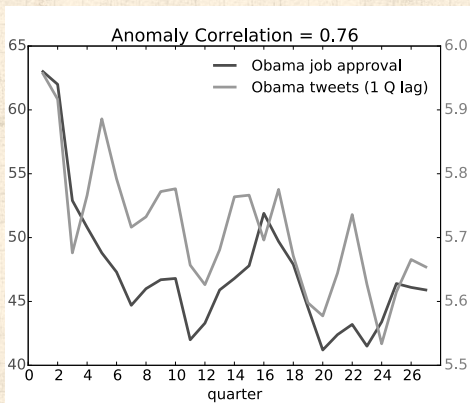
A Better Lexical Lens

Geography

Movement

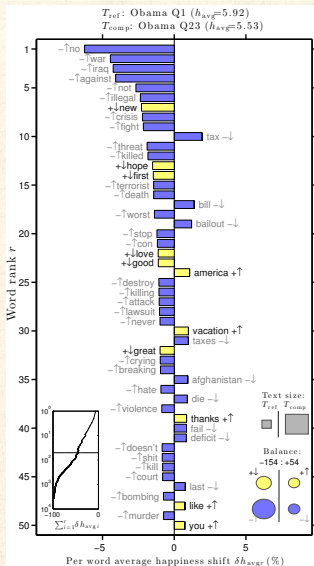
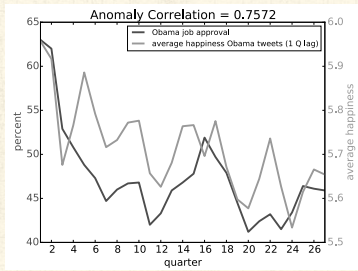
Other Emotions

References



Twitter's Feels predict Obama's Approval Rating:

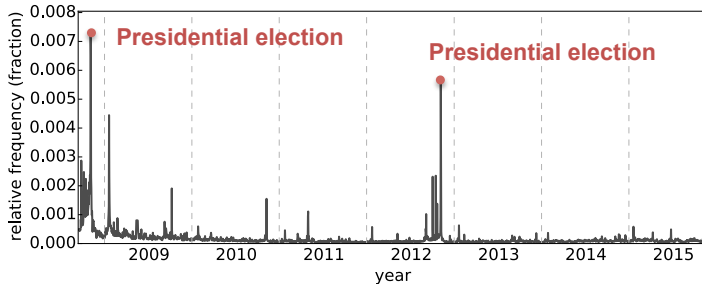
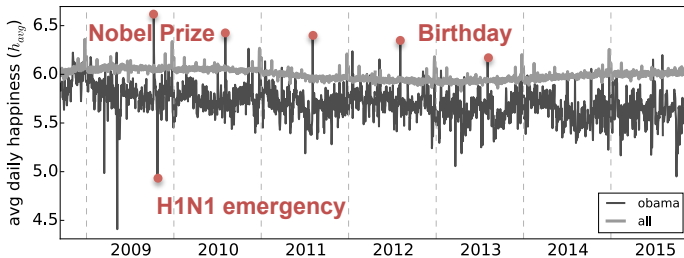
PoCS
@pocsvox
Finding
Happiness



Introduction
Measurement
Happiness
Some motivation
Measuring emotional content
Hedonometer
Analysis
Songs
Blogs
SOTU
A Better Lexical Lens
Geography
Movement
Other Emotions
References



Ambient happiness for "Obama":



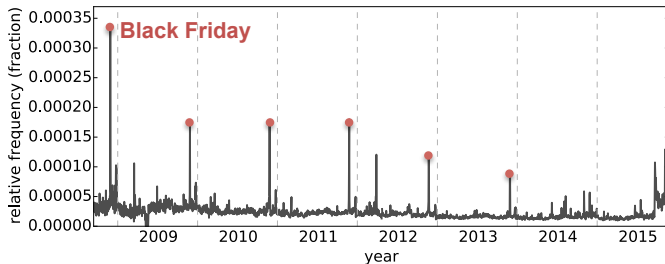
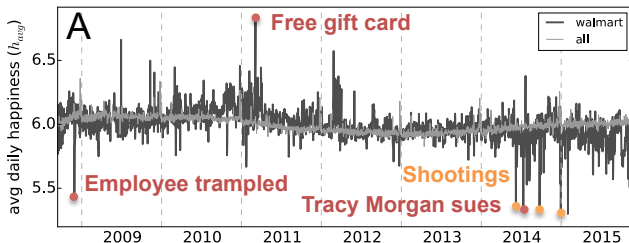
PoCS
@pocsvox
Finding
Happiness

Introduction
Measurement
Happiness
Some motivation
Measuring emotional content
Hedonometer
Analysis
Songs
Blogs
SOTU
A Better Lexical Lens
Geography
Movement
Other Emotions
References



Ambient happiness for "Walmart":

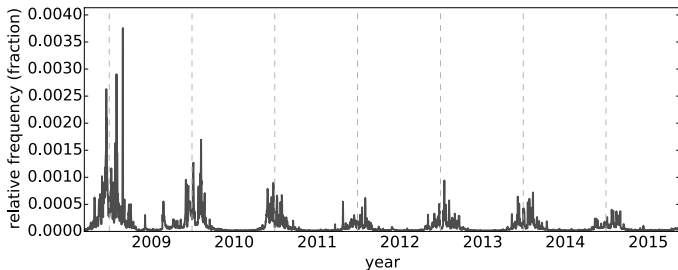
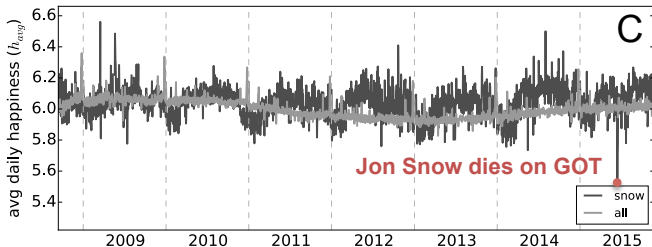
PoCS
@pocsvox
Finding
Happiness



Introduction
Measurement
Happiness
Some motivation
Measuring emotional content
Hedonometer
Analysis
Songs
Blogs
SOTU
A Better Lexical Lens
Geography
Movement
Other Emotions
References



Ambient happiness for "snow":



PoCS
@pocsvox
Finding
Happiness

Introduction

Measurement

Happiness

Some motivation

Measuring emotional
content

Hedonometer

Analysis

Songs

Blogs

SOTU

A Better Lexical Lens

Geography

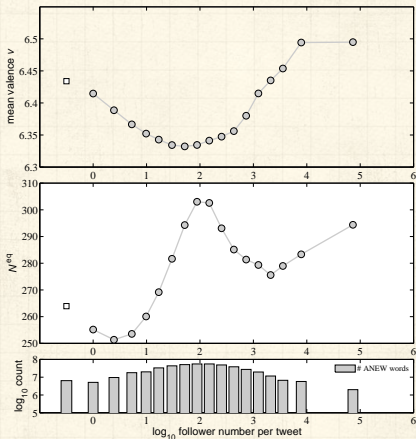
Movement

Other Emotions

References



Dunbar number action:



Early Twitter data—follower counts are not worth so much.



Unpublished.

PoCS
@pocsvox

Finding
Happiness

Introduction

Measurement

Happiness

Some motivation

Measuring emotional
content

Hedonometer

Analysis

Songs

Blogs

SOTU

A Better Lexical Lens

Geography


Movement

Other Emotions

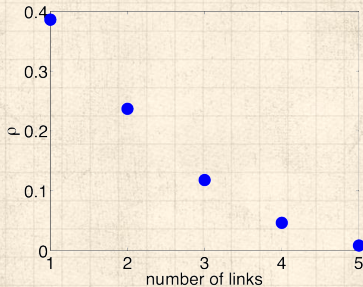
References





"Twitter reciprocal reply networks exhibit assortativity with respect to happiness" 

Bliss et al.,
Journal of Computational Science, **3**, 388–397,
2012. ^[1]



Decay in happiness correlation in social network.



Not a test of contagion ...

PoCS
@pocsvox

Finding
Happiness

Introduction

Measurement

Happiness

Some motivation

Measuring emotional
content

Hedonometer

Analysis

Songs

Blogs

SOTU

A Better Lexical Lens

Geography

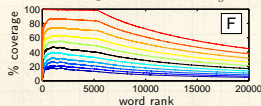
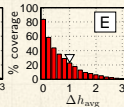
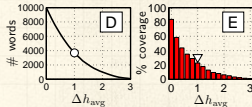
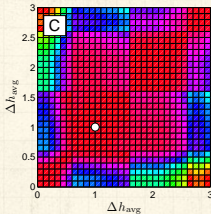
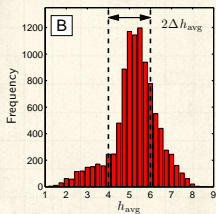
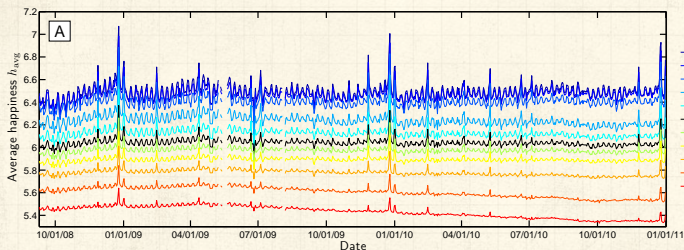
Movement

Other Emotions

References



The very surprising tunable hedonometer:



Introduction

Measurement

Happiness

Some motivation
Measuring emotional
content

Hedonometer

Analysis

Songs

Bligs

SOTU

A Better Lexical Lens

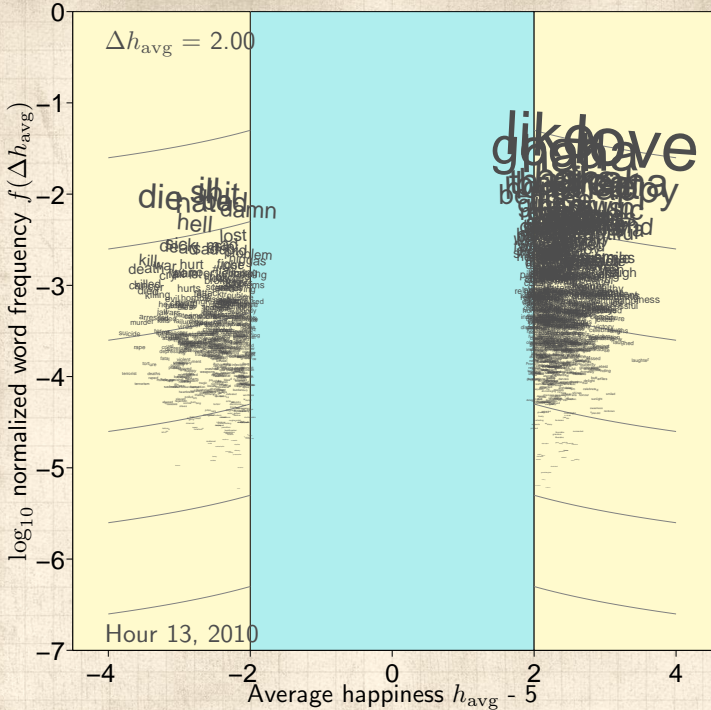
Geography

Movement

Other Emotions

References





PoCS
@pocsvox
Finding
Happiness

[Introduction](#)

[Measurement](#)

[Happiness](#)

[Some motivation](#)
[Measuring emotional content](#)

[Hedonometer](#)

[Analysis](#)

[Songs](#)

[Blogs](#)

[SOTU](#)

[A Better Lexical Lens](#)

[Geography](#)

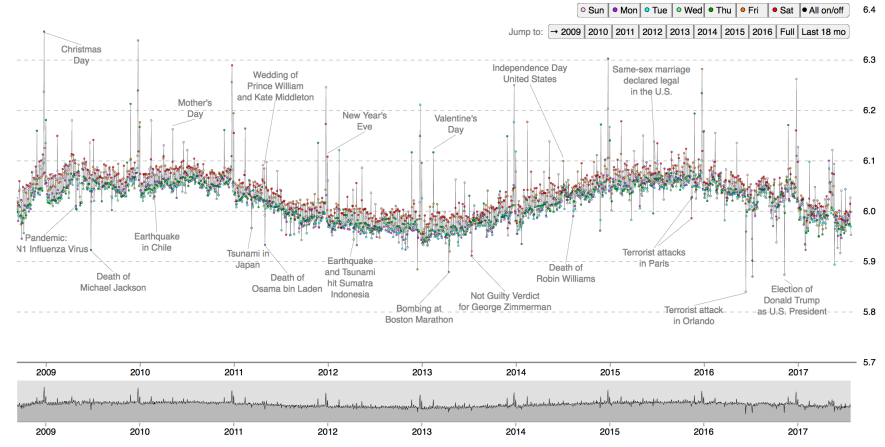
[Movement](#)

[Other Emotions](#)

[References](#)



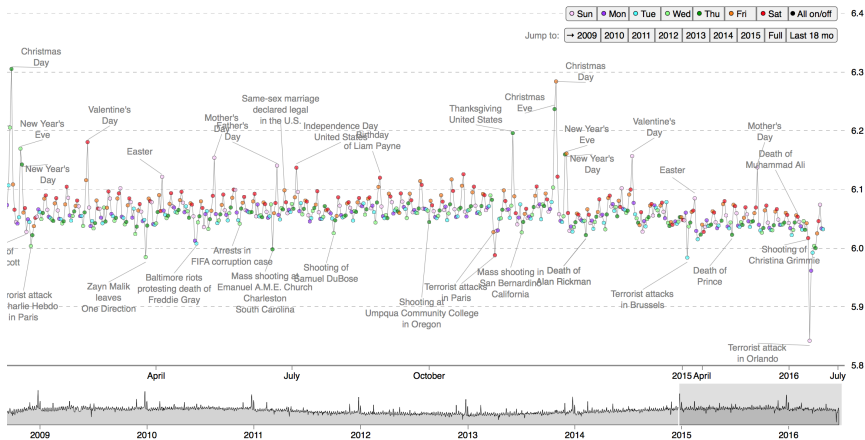
Average Happiness for Twitter



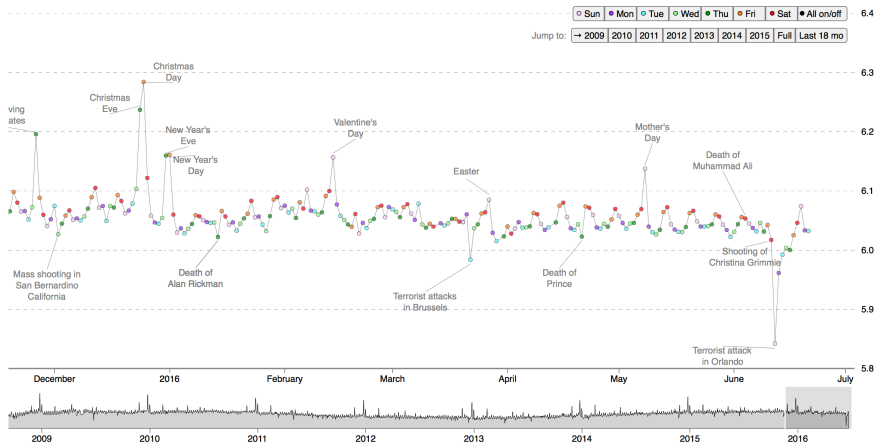
Machine: [@andyreagan](https://twitter.com/andyreagan)

Planned happiness versus tragedies.

Average Happiness for Twitter



Average Happiness for Twitter



Machine: @andyreagan 

The one reliable source of spontaneous, widespread happiness and despair:

PoCS
@pocsvox
Finding
Happiness

Introduction

Measurement

Happiness

Some motivation

Measuring emotional
content

Hedonometer

Analysis

Songs

Blogs

SOTU

A Better Lexical Lens

Geography

Movement

Other Emotions

References



 Original tweet 




hedonometer.org/index.html?from=2013-03-04&to=2014-09-14&date=2014-07-17
Reader

hedonometer
Hedonometer
Videos - YouTube

hedonometer
About
Shifts
Words
Blog
Press
Papers
Talks
API

Average Happiness for Twitter

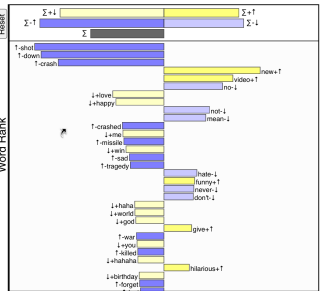


Interactive Wordshift

Major Event ...
W
W

Thursday, July 17, 2014
Malaysia Airlines Flight 17 crashes in Eastern Ukraine, apparently shot down by a surface-to-air missile.
Israel's ground forces enter Gaza, part of Operation Protective Edge
 Average happiness: 5.989
 What's making this day sadder than the last seven days:

Word Rank



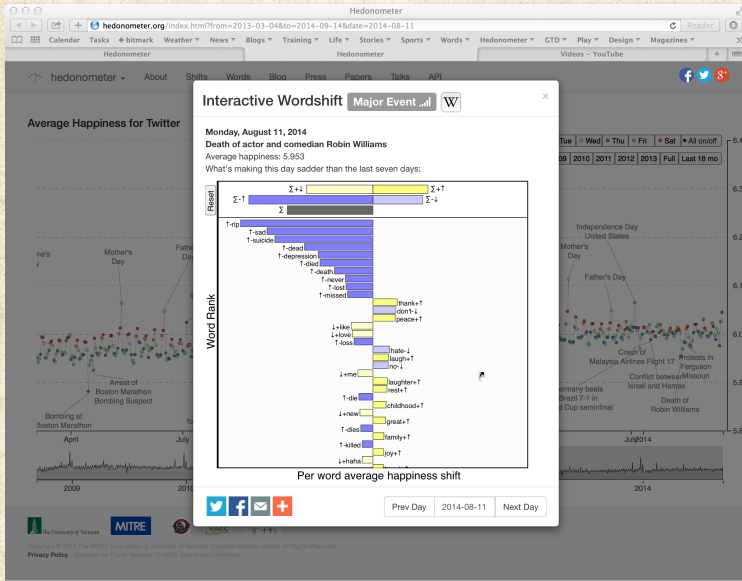
Per word average happiness shift

Reset
Σ+1
Σ+1
Σ+1
Σ+1

Prev Day
2014-07-17
Next Day

- Introduction
- Measurement
- Happiness
 - Some motivation
 - Measuring emotional content
 - Hedonometer
 - Analysis
 - Songs
 - Blogs
 - SOTU
 - A Better Lexical Lens
 - Geography
 - Movement
 - Other Emotions
- References





- Introduction
- Measurement
- Happiness
 - Some motivation
 - Measuring emotional content
 - Hedonometer
 - Analysis
 - Songs
 - Blogs
 - SOTU
 - A Better Lexical Lens
 - Geography
 - Movement
 - Other Emotions
- References





Hedonometer

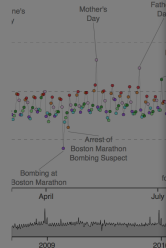
hedonometer.org/index.html?from=2013-03-04&to=2014-09-14&date=2014-08-14

Hedonometer

Videos - YouTube

hedonometer - About Shifts Words Blog Press Papers Talks API

Average Happiness for Twitter



Interactive Wordshift Major Event W

Thursday, August 14, 2014

Protests in Ferguson, Missouri over the shooting of Michael Brown

Average happiness: 5.982

What's making this day sadder than the last seven days:

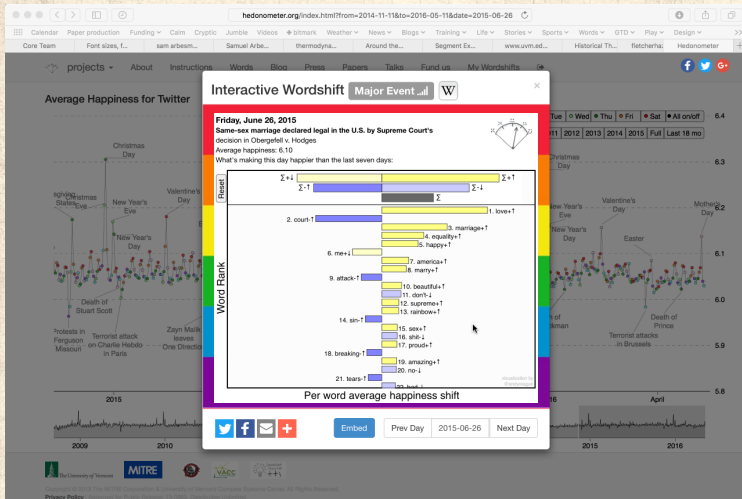
Word Rank	Word	Shift
1	love	Σ+I
2	love	Σ+T
3	love	Σ+I
4	love	Σ+I
5	love	Σ+I
6	love	Σ+I
7	love	Σ+I
8	love	Σ+I
9	love	Σ+I
10	love	Σ+I
11	love	Σ+I
12	love	Σ+I
13	love	Σ+I
14	love	Σ+I
15	love	Σ+I
16	love	Σ+I
17	love	Σ+I
18	love	Σ+I
19	love	Σ+I
20	love	Σ+I
21	love	Σ+I
22	love	Σ+I
23	love	Σ+I
24	love	Σ+I
25	love	Σ+I
26	love	Σ+I
27	love	Σ+I
28	love	Σ+I
29	love	Σ+I
30	love	Σ+I
31	love	Σ+I
32	love	Σ+I
33	love	Σ+I
34	love	Σ+I
35	love	Σ+I
36	love	Σ+I
37	love	Σ+I
38	love	Σ+I
39	love	Σ+I
40	love	Σ+I
41	love	Σ+I
42	love	Σ+I
43	love	Σ+I
44	love	Σ+I
45	love	Σ+I
46	love	Σ+I
47	love	Σ+I
48	love	Σ+I
49	love	Σ+I
50	love	Σ+I

Per word average happiness shift

Prev Day
2014-08-14
Next Day

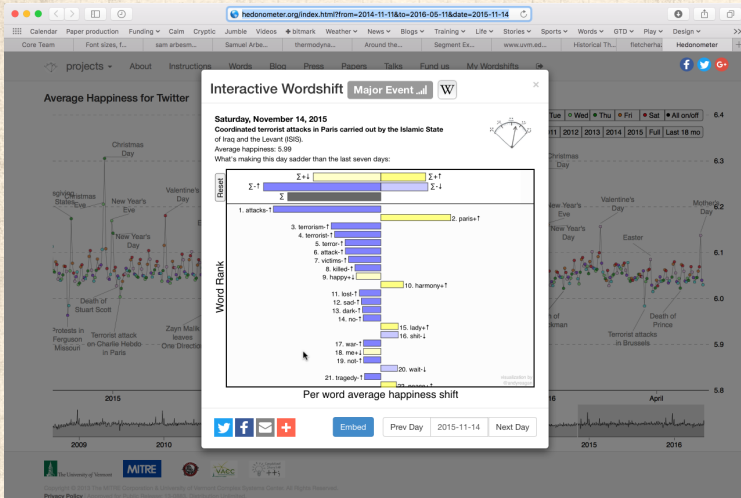
Copyright © 2014 The MITRE Corporation & University of Vermont Complex Systems Center. All Rights Reserved.
 Privacy Policy | Approved for Public Release: 13-0803. Distribution Unlimited.

117 of 163



- Introduction
- Measurement
- Happiness
 - Some motivation
 - Measuring emotional content
- Hedonometer
- Analysis
 - Songs
 - Blogs
 - SOTU
 - A Better Lexical Lens**
 - Geography
 - Movement
 - Other Emotions
- References





Introduction

Measurement

Happiness

Some motivation
Measuring emotional content
Hedonometer

Analysis

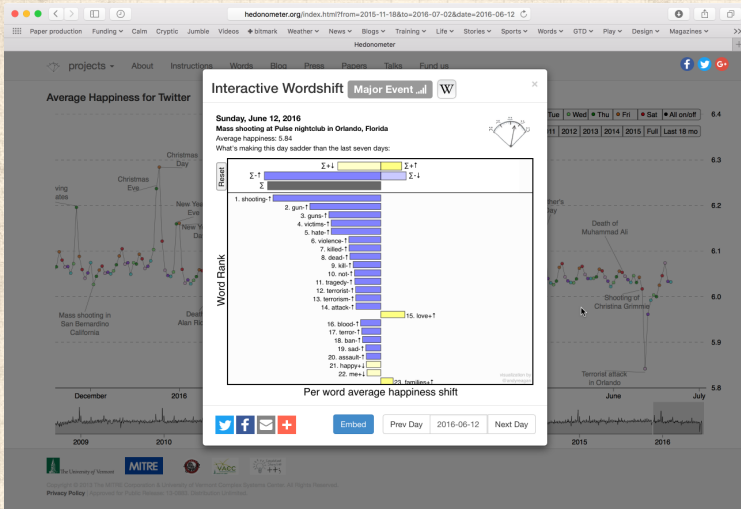
Songs
Blogs
SOTU

A Better Lexical Lens

Geography
Movement
Other Emotions


References

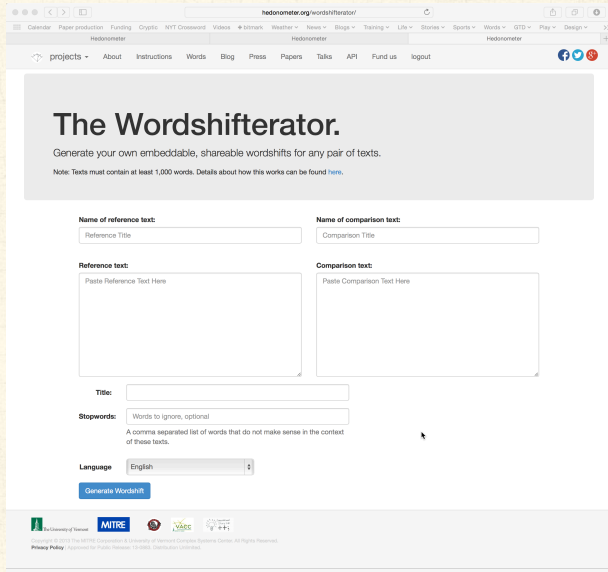




- Introduction
- Measurement
- Happiness
 - Some motivation
 - Measuring emotional content
- Hedonometer
- Analysis
- Songs
- Blogs
- SOTU
- A Better Lexical Lens
- Geography
- Movement
- Other Emotions
- References



Make your own: 



hedonometer.org/wordshifterator/

Calendar Paper production Funding Cryptic NYT Crossword Videos bookmark Weather News Blogs Training Life Stories Sports Words GTD Play Design

Hedonometer Hedonometer Hedonometer

projects - About Instructions Words Blog Press Papers Talks API Fund us logout

The Wordshifterator.

Generate your own embeddable, shareable wordshifts for any pair of texts.

Note: Texts must contain at least 1,000 words. Details about how this works can be found [here](#).

Name of reference text:

Name of comparison text:

Reference text:






Comparison text:

Title:

Stopwords:
A comma separated list of words that do not make sense in the context of these texts.

Language:

[Generate Wordshift](#)

Copyright © 2013 The MITRE Corporation & University of Vermont Computer Systems Center. All Rights Reserved.
Privacy Policy | Approved for Public Release: 13-0863. Distribution Unlimited.

PoCS
@pocsvox
Finding
Happiness

- Introduction
- Measurement
- Happiness
 - Some motivation
 - Measuring emotional content
 - Hedonometer
 - Analysis
 - Songs
 - Blogs
 - SOTU
 - A Better Lexical Lens
 - Geography
 - Movement
 - Other Emotions
- References





Quokka Labs

Introduction

Measurement

Happiness

Some motivation

Measuring emotional
content

Hedonometer

Analysis

Songs

Blogs

SOTU

A Better Lexical Lens

Geography

Movement

Other Emotions

References





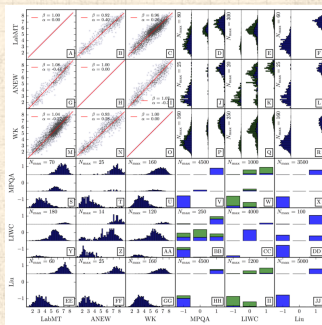
“Sentiment analysis methods for understanding large-scale texts: A case for using continuum-scored words and word shift graphs”

Reagan, Tivnan, Williams, Danforth, Dodds, Beaulieu, Minot, Arnold, Reagan, Harp, Danforth, McMahon, Tivnan, and Danforth.

EPJ Data Science, **6**, , 2017. [36]

PoCS
@pocsvox
Finding
Happiness

- Introduction
- Measurement
- Happiness
 - Some motivation
 - Measuring emotional content
 - Hedonometer
 - Analysis
 - Songs
 - Blogs
 - SOTU
- A Better Lexical Lens
- Geography
- Movement
- Other Emotions



References

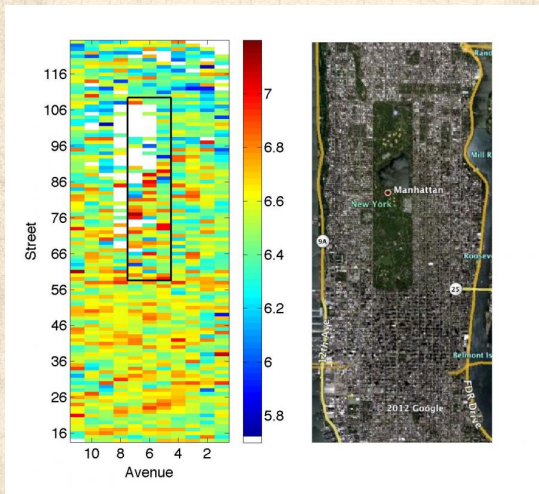


Upshots: (1) do use wordshifts, and (2) do not use LIWC ...



Happiness in Manhattan:

PoCS
@pocsvox
Finding
Happiness



Introduction

Measurement

Happiness

Some motivation
Measuring emotional
content
Hedonometer

Analysis
Songs
Blogs
SOTU

A Better Lexical Lens

Geography

Movement
Other Emotions

References



See [Blog post on compstorylab.org](http://blog.compstorylab.org)



Introduction

Measurement

Happiness

- Some motivation
- Measuring emotional content
- Hedonometer
- Analysis
- Songs
- Blogs
- SOTU
- A Better Lexical Lens
- Geography
- Movement
- Other Emotions

References



TELL US WHY YOU'RE HAPPY

FOR A CHANCE TO WIN A TRIP FOR 2 TO JAMAICA!

INCLUDE #HAPPYNYC IN YOUR TWEET TO ENTER

Clear Channel Outdoor

JAMAICA
Once you go, you know.

TIMES SQUARE IS THE HAPPIEST PLACE IN NEW YORK!

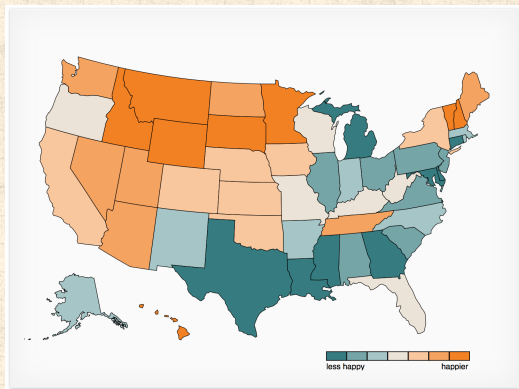
COMPILED BY TRACKING TWEETS THAT INCLUDED SPECIFIC "HAPPY" AND "SAD" WORDS - THE UNIVERSITY OF VERMONT

COMPLETE TERMS AND CONDITIONS AVAILABLE AT FACEBOOK.COM/CCOUTDOOR



The Geography of Happiness:

PoCS
@pocsvox
Finding
Happiness




Introduction

Measurement

Happiness


Some motivation
Measuring emotional
content
Hedonometer
Analysis
Songs
Blogs
SOTU
A Better Lexical Lens
Geography
Movement
Other Emotions

References

 Mitchell et al., PLoS ONE, 2013. [34]

 It's a paper that tweets: [@geographyofhapp](#) 

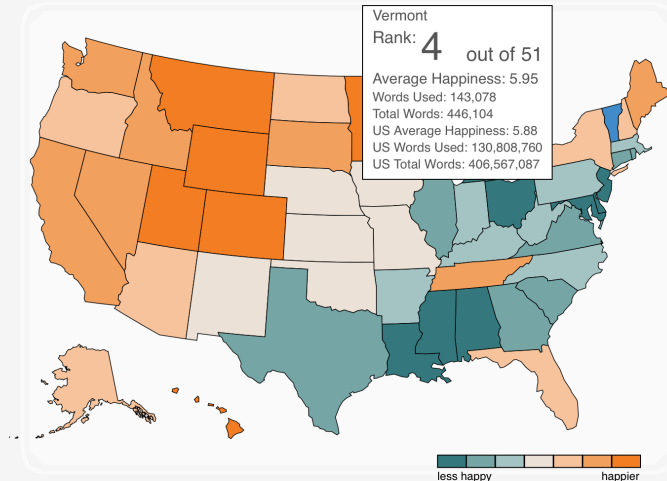
 [Online Appendices](#) 

 [Much interesting and amusing press ...](#)

 [Online, interactive US map at hedonometer.org](#) 



Average Happiness of United States for 2013



Introduction

Measurement

Happiness

Some motivation
Measuring emotional
content
Hedonometer

Analysis

Songs

Blogs

SOTU

A Better Lexical Lens

Geography

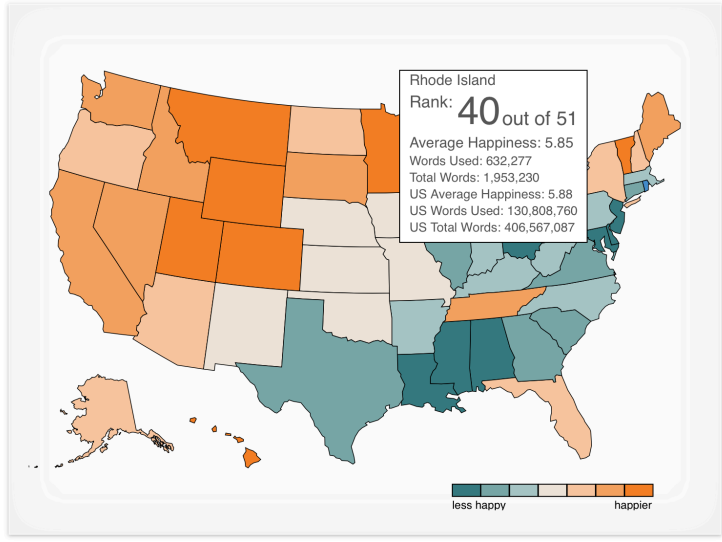
Movement

Other Emotions

References



Average Happiness of United States for 2013



Introduction

Measurement

Happiness

Some motivation
Measuring emotional
content
Hedonometer

Analysis

Songs

Blogs

SOTU

A Better Lexical Lens

Geography

Movement

Other Emotions

References



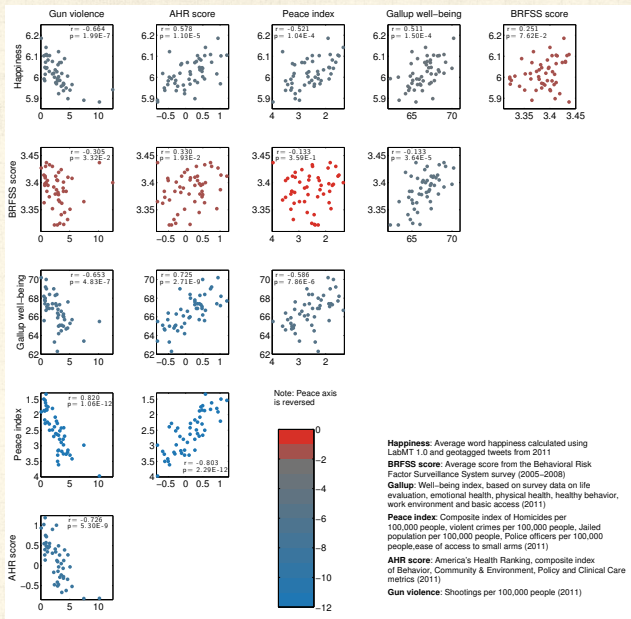
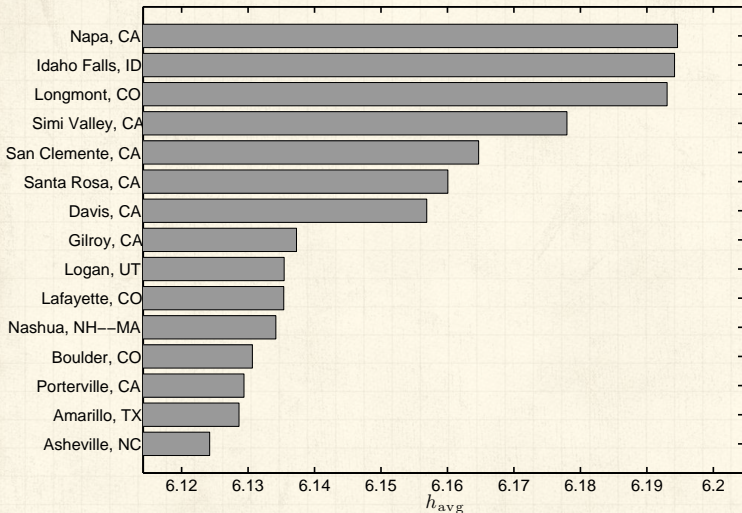


FIG. 2: Scatter plot matrix of correlations between different well-being measures. Points are colored by p -value, statistically insignificant correlations above $p = 0.01$ are shown in red. Spearman's r and p -value are reported in the inset.

Happiest Cities:



Introduction

Measurement

Happiness

Some motivation

Measuring emotional
content

Hedonometer

Analysis

Songs

Blogs

SOTU

A Better Lexical Lens

Geography

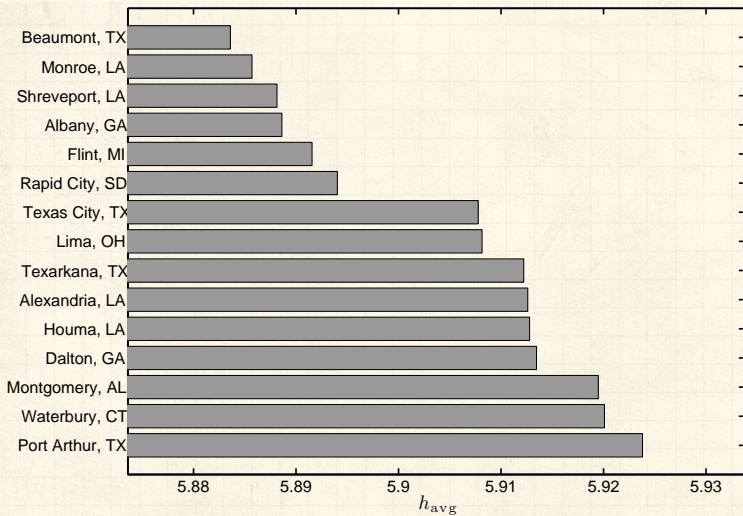
Movement

Other Emotions

References



Saddest Cities (Sorry Beaumont):



Introduction

Measurement

Happiness

Some motivation

Measuring emotional
content

Hedonometer

Analysis

Songs

Blogs

SOTU

A Better Lexical Lens

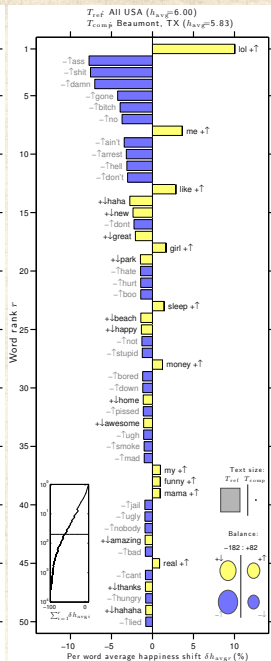
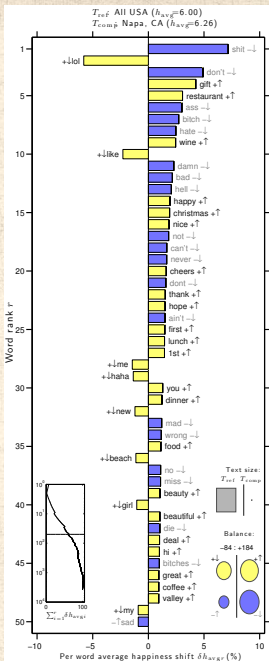
Geography

Movement

Other Emotions

References





Introduction

Measurement

Happiness

- Some motivation
- Measuring emotional content
- Hedonometer
- Analysis
- Songs
- Blogs
- SOTU
- A Better Lexical Lens

Geography

- Movement
- Other Emotions

References



A local reaction:

PoCS
@pocsvox

Finding
Happiness

Introduction

Measurement

Happiness

Some motivation

Measuring emotional
content

Hedonometer

Analysis

Songs

Blogs

SOTU

A Better Lexical Lens

Geography

Movement

Other Emotions

References



Reactions:

PoCS
@pocsvox

Finding
Happiness

Introduction

Measurement

Happiness

Some motivation

Measuring emotional
content

Hedonometer

Analysis

Songs

Blogs

SOTU

A Better Lexical Lens

Geography

Movement

Other Emotions

References



Another reaction:

PoCS
@pocsvox

Finding
Happiness

Introduction

Measurement

Happiness

Some motivation

Measuring emotional
content

Hedonometer

Analysis

Songs

Blogs

SOTU

A Better Lexical Lens

Geography

Movement

Other Emotions

References



rednnneecckckkkkkkk

2013/02/18 at 8:53 pm (Edit)



I've lived in quite a few places. The most recently Beaumont, TX. Its a pure hellhole. Hot, humid, trashy, terrible schools, corrupt government, lots of crime, no public parks or activities, terrible culture (other than crawfish boils), completely lacks diversity. This study confirms my suspicions that cities don't get any more miserable than this.

[Reply](#)

Blog post: [Where is the happiest city in the US?](#)

Introduction

Measurement

Happiness

Some motivation

Measuring emotional content

Hedonometer

Analysis

Songs

Blogs

SOTU

A Better Lexical Lens

Geography

Movement

Other Emotions

References



Check it out: The MEI | College football | Football photo galleries | Southeast Texas clublife | Miss you Sam? | I like 'em on Facebook

The Bayou

Biting satire, commentary & opinion Southeast-Texas style

Email | Twitter | Facebook



Eggheads find Beaumont IS the 'saddest city'

February 19, 2013 at 10:41 am by gator

Comments(3) | E-mail | Print

Tweet 0

Recommend 0

+1 0

That's what some eggheads at the Department of Mathematics and Statistics at the University of Vermont have determined.

The method to their madness? **Twitter**. They say they plotted 10 million geotagged Tweets in 2011.

SEARCH

RSS Posts Log in

Categories

General |

Beaumont Enterprise Blogs



The Bayou
Biting satire, Southeast Texas style



Newsworthy
Breaking news for Southeast Texas



Whaddya Think?
We want to hear from you



The Huddle

Some motivation
Measuring emotional
content
Hedonometer

Analysis
Songs
Blogs
SOTU
A Better Lexical Lens
Geography
Movement

Other Emotions





"Happiness and the Patterns of Life: A Study of Geolocated Tweets"

Frank, Mitchell, Dodds, Danforth, Dodds, Beaulieu, Minot, Arnold, Reagan, Harp, Danforth, McMahon, Tivnan, and Danforth. Nature Scientific Reports, **3**, 2625, 2013. ^[16]

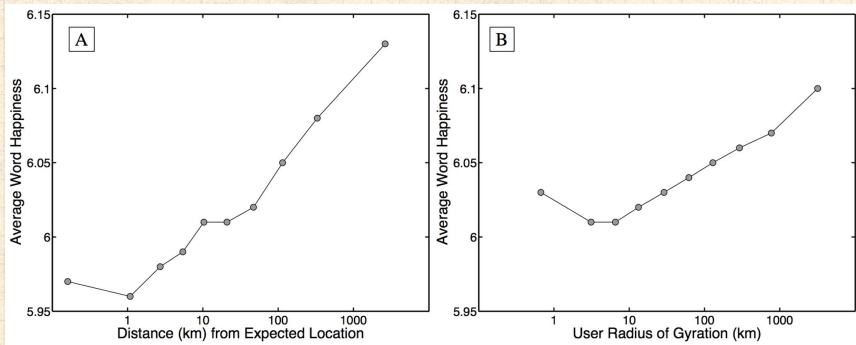



Figure 6 | (A) Average happiness of words written as a function of distance from an author's expected location, with tweets grouped into ten equally populated bins. Expressed happiness grows logarithmically with distance distance from expected location. (B) A similar trend is observed when individuals are grouped into ten equally populated bins according to their gyradius. Both trends persist through variations in binning and different measures of mobility.



We grow fonder as we wander.

Anger:

word	avg	σ
war	4.16	1.01
torture	3.92	1.16
murdered	3.84	1.14
motherf☆☆ker	3.82	1.29
anger	3.80	1.26
killer	3.78	1.38
fury	3.63	1.56
bombing	3.58	1.39
⋮	⋮	⋮
play	1.06	0.31
idea	1.06	0.31
daughter-in-law	1.06	0.24
piano	1.06	0.31
stars	1.06	0.24
tasty	1.04	0.20
thankful	1.02	0.14
happy	1.00	0.00

Disgust:

word	avg	σ
war	4.16	1.01
tortured	3.74	1.28
whore	3.67	1.39
murdered	3.66	1.41
asshole	3.56	1.28
killer	3.55	1.50
motherf☆☆ker	3.54	1.36
died	3.48	1.43
holocaust	3.40	1.64
⋮	⋮	⋮
hawaii	1.06	0.24
arts	1.06	0.42
joy	1.04	0.20
relaxing	1.04	0.28
foundation	1.04	0.20
relax	1.04	0.20
piano	1.04	0.28
presence	1.00	0.00

Introduction

Measurement

Happiness

Some motivation

Measuring emotional
content

Hedonometer

Analysis

Songs

Blogs

SOTU

A Better Lexical Lens

Geography

Movement

Other Emotions

References



Fear:

word	avg	σ
war	4.20	1.02
tortured	4.18	1.39
death	4.18	1.21
killer	4.11	1.37
murdered	4.06	1.10
jail	3.90	1.08
:	:	:
banana	1.08	0.34
right	1.08	0.34
properties	1.08	0.27
cute	1.06	0.24
topic	1.06	0.24
active	1.06	0.24
wonderful	1.06	0.31
dear	1.06	0.31
bath	1.02	0.14

Surprise:

word	avg	σ
motherf☆☆ker	3.93	1.35
murdered	3.66	1.37
bombing	3.52	1.49
death	3.50	1.51
fatal	3.50	1.43
lottery	3.46	1.54
torture	3.42	1.54
slap	3.41	1.49
died	3.38	1.47
earthquake	3.32	1.54
:	:	:
flag	1.30	0.67
doors	1.30	0.64
b/c	1.28	0.75
stuart	1.26	0.63
pro	1.24	0.59
beans	1.24	0.59
johnson	1.18	0.65

Introduction

Measurement

Happiness

Some motivation

Measuring emotional
content

Hedonometer

Analysis

Songs

Blogs

SOTU

A Better Lexical Lens

Geography

Movement

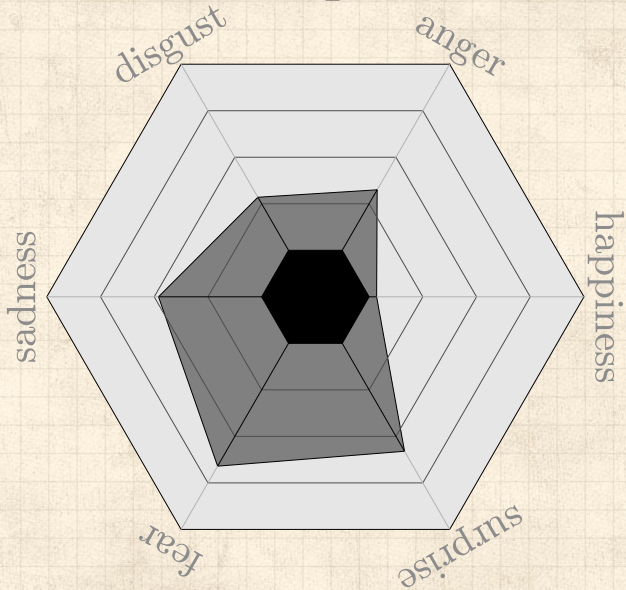
Other Emotions

References



'earthquake'

PoCS
@pocsvox
Finding
Happiness



Introduction

Measurement

Happiness

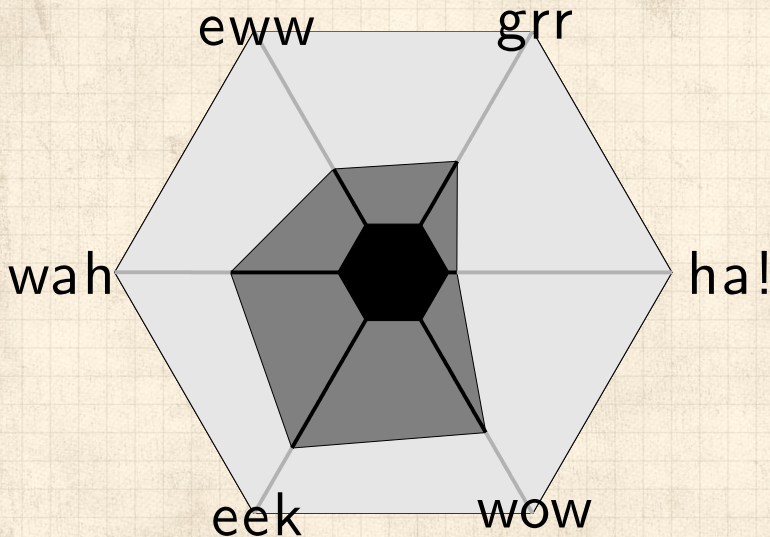
- Some motivation
- Measuring emotional content
- Hedonometer
- Analysis
- Songs
- Blogs
- SOTU
- A Better Lexical Lens
- Geography
- Movement
- Other Emotions

References



earthquake:

PoCS
@pocsvox
Finding
Happiness



Introduction

Measurement

Happiness

Some motivation

Measuring emotional
content

Hedonometer

Analysis

Songs

Blogs

SOTU

A Better Lexical Lens

Geography

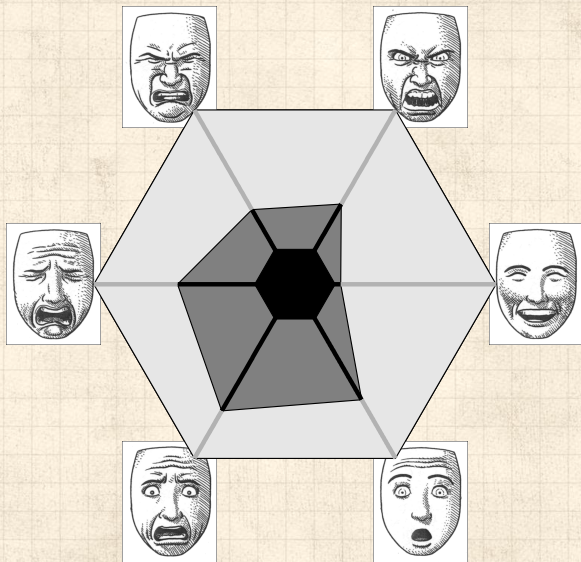
Movement

Other Emotions

References



earthquake:



PoCS
@pocsvox
Finding
Happiness

Introduction

Measurement

Happiness

Some motivation

Measuring emotional
content

Hedonometer

Analysis

Songs

Blogs

SOTU

A Better Lexical Lens

Geography

Movement

Other Emotions

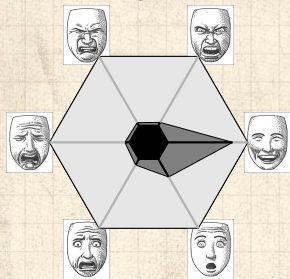
References



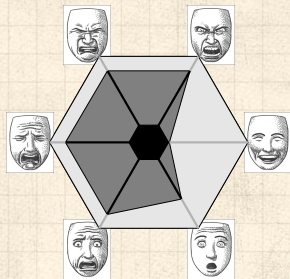
Images from Scott McCloud's "Making Comics." [31]



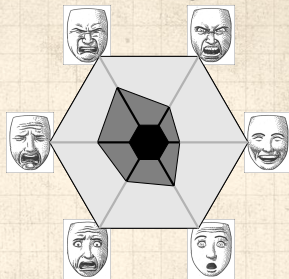
laughter:



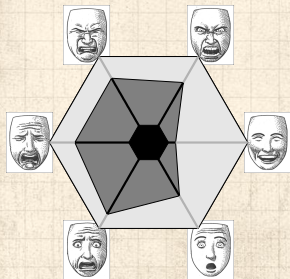
war:



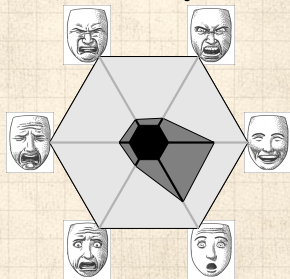
rotting:



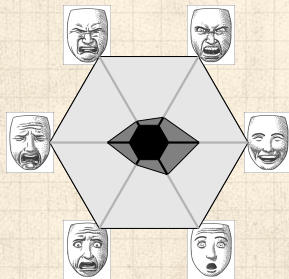
tortured:



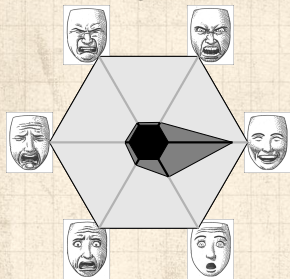
lottery:



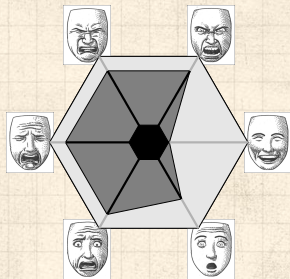
veterans:



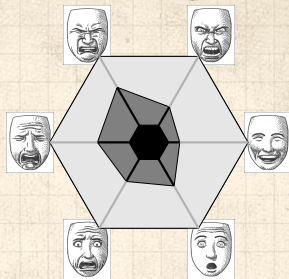
laughter:



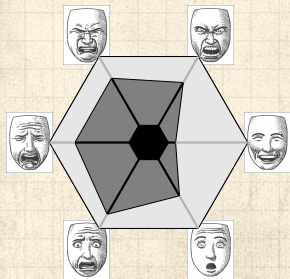
war:



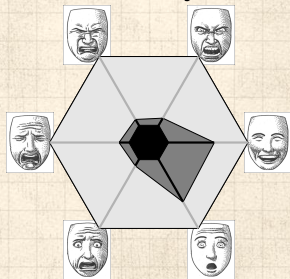
rotting:



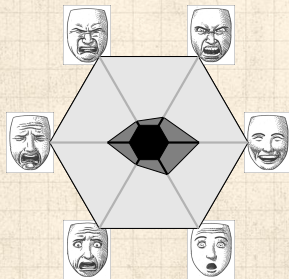
tortured:



lottery:



veterans:



References I

- [1] C. A. Bliss, I. M. Kloumann, K. D. Harris, C. M. Danforth, and P. S. Dodds.
Twitter reciprocal reply networks exhibit assortativity with respect to happiness.
[Journal of Computational Science, 3:388–397, 2012.](#) pdf ↗
- [2] M. M. Bradley and P. J. Lang.
Affective norms for English words (ANEW): Stimuli, instruction manual and affective ratings.
Technical report c-1, University of Florida, Gainesville, FL, 1999.
- [3] H. Chang.
[Inventing temperature: Measurement and scientific progress.](#)
Oxford University Press, 2004.

PoCS
@pocsvox

Finding
Happiness

Introduction

Measurement

Happiness

Some motivation

Measuring emotional
content

Hedonometer

Analysis

Songs

Blogs

SOTU

A Better Lexical Lens

Geography


Movement

Other Emotions

References



References II

- [4] E. M. Cody, A. J. Reagan, P. S. Dodds, and C. M. Danforth.
Public opinion polling with Twitter, 2016.
Available online at
<https://arxiv.org/abs/1608.02024>. pdf 
- [5] T. Conner Christensen, L. Feldman Barrett, E. Bliss-Moreau, K. Lebo, and C. Kaschub.
A practical guide to experience-sampling procedures.
[Journal of Happiness Studies](#), 4:53–78, 2003.
- [6] M. Csikszentmihalyi.
Flow.
Harper & Row, New York, 1990.

PoCS
@pocsvox

Finding
Happiness

Introduction

Measurement

Happiness

Some motivation

Measuring emotional
content

Hedonometer

Analysis

Songs

Blogs

SOTU

A Better Lexical Lens

Geography

Movement

Other Emotions

References




References III

- [7] M. Csikszentmihalyi, R. Larson, and S. Prescott.
The ecology of adolescent activity and experience.

[Journal of Youth and Adolescence](#), 6:281–294, 1977.

- [8] E. Diener and M. Y. Chan.

Happy people live longer: Subjective well-being contributes to health and longevity.

[Applied Psychology: Health and Well-Being](#), 3:1–43, 2011. [pdf](#) 

- [9] P. S. Dodds, T. Alshaabi, M. I. Fudolig, J. W. Zimmerman, J. Lovato, S. Beaulieu, J. R. Minot, M. V. Arnold, A. J. Reagan, R. Harp, and C. M. Danforth.

Ousiometrics and Telegnomics: The essence of meaning conforms to a two-dimensional

PoCS
@pocsvox

Finding
Happiness

Introduction

Measurement

Happiness

Some motivation

Measuring emotional
content

Hedonometer

Analysis

Songs

Blogs

SOTU

A Better Lexical Lens


Geography

Movement

Other Emotions

References



powerful-weak and dangerous-safe framework
with diverse corpora presenting a safety bias,
2021. [pdf](#) 

- [10] P. S. Dodds, E. M. Clark, S. Desu, M. R. Frank, A. J. Reagan, J. R. Williams, L. Mitchell, K. D. Harris, I. M. Kloumann, J. P. Bagrow, K. Megerdooimian, M. T. McMahon, B. F. Tivnan, and C. M. Danforth.
Human language reveals a universal positivity bias.

[Proc. Natl. Acad. Sci., 112\(8\):2389–2394, 2015.](#)

Available online at

<http://www.pnas.org/content/112/8/2389>. [pdf](#) 

Introduction

Measurement

Happiness

Some motivation

Measuring emotional content

Hedonometer

Analysis

Songs

Blogs

SOTU

A Better Lexical Lens

Geography




Movement

Other Emotions

References



References V

- [11] P. S. Dodds and C. M. Danforth.
Measuring the happiness of large-scale written expression: Songs, blogs, and presidents.
[Journal of Happiness Studies](#), 11(4):441–456, 2009. [pdf](#) 
- [12] P. S. Dodds and C. M. Danforth.
Measuring the happiness of large-scale written expression: songs, blogs, and presidents.
[Journal of Happiness Studies](#), 2009.
doi:10.1007/s10902-009-9150-9. [pdf](#) 
- [13] P. S. Dodds, K. D. Harris, I. M. Kloumann, C. A. Bliss, and C. M. Danforth.
Temporal patterns of happiness and information in a global social network: Hedonometrics and Twitter.
[PLoS ONE](#), 6:e26752, 2011. [pdf](#) 

PoCS
@pocsvox
Finding
Happiness




Introduction
Measurement
Happiness
Some motivation
Measuring emotional content
Hedonometer
Analysis
Songs
Blogs
SOTU
A Better Lexical Lens
Geography
Movement
Other Emotions
References



References VI

PoCS
@pocsvox

Finding
Happiness

- [14] R. A. Easterlin.
Income and happiness: towards a unified theory.
[The Economic Journal](#), 111:465–484, 2001. [pdf](#) 
- [15] R. A. Easterlin.
Explaining happiness.
[Proc. Natl. Acad. Sci.](#), 100:11176–11183, 2003.
[pdf](#) 
- [16] M. R. Frank, L. Mitchell, P. S. Dodds, and C. M. Danforth.
Happiness and the patterns of life: A study of geolocated Tweets.
[Nature Scientific Reports](#), 3:2625, 2013. [pdf](#) 

Introduction

Measurement

Happiness

Some motivation

Measuring emotional content

Hedonometer

Analysis

Songs

Blogs

SOTU

A Better Lexical Lens

Geography

Movement

Other Emotions

References




References VII

- [17] R. J. Gallagher, M. R. Frank, L. Mitchell, A. J. Schwartz, A. J. Reagan, C. M. Danforth, and P. S. Dodds.
Generalized word shift graphs: A method for visualizing and explaining pairwise comparisons between texts.

[EPJ Data Science](#), 10:4, 2021.

Available online at

<https://arxiv.org/abs/2008.02250>. pdf 

- [18] T. J. Gray, C. M. Danforth, and P. S. Dodds.
Hahahahaha, Duuuuude, Yeeessss!: A two-parameter characterization of stretchable words and the dynamics of mistypings and misspellings.

[PLOS ONE](#), 15:e0232938, 2020.

PoCS
@pocsvox

Finding
Happiness

Introduction

Measurement

Happiness

Some motivation

Measuring emotional
content

Hedonometer

Analysis

Songs

Blogs

SOTU

A Better Lexical Lens

Geography

Movement

Other Emotions


References



References VIII

PoCS
@pocsvox

Finding
Happiness

Available online at
<https://arxiv.org/abs/1907.03920>. pdf 

- [19] H. Gunaratana.
Mindfulness in Plain English.
Wisdom Publications, Somerville, Massachusetts,
1992.
- [20] E. Hoffer.
The Passionate State of Mind: And Other
Aphorisms.
Buccaneer Books, 1954.
- [21] A. R. Jensen.
Bias in mental testing.
ERIC, 1980.

Introduction

Measurement

Happiness

Some motivation

Measuring emotional
content

Hedonometer

Analysis

Songs

Blogs

SOTU

A Better Lexical Lens

Geography


Movement

Other Emotions

References





References IX

- [22] W. T. Jones.
The Classical Mind.
Harcourt, Brace, Jovanovich, New York, 1970.
- [23] D. Kahneman, A. B. Krueger, D. A. Schkade,
N. Schwarz, and A. A. Stone.
A survey method for characterizing daily life
experience: The day reconstruction method.
Science, 306(5702):1776–1780, 2004. [pdf](#) 
- [24] K. Kennedy Townsend.
The Pursuit of Happiness: What the Founders
meant—And didn't.
The Atlantic, 2011.
<http://www.theatlantic.com/business/archive/2011/06/the-pursuit-of-happiness-what-the-founders-meant-and-didnt/240708/>.



References X


- [25] K. Kennedy Townsend.
What makes life worthwhile? GDP won't tell you.
The Atlantic, 2011.
<http://www.theatlantic.com/business/archive/2011/06/what-makes-life-worthwhile-gdp-wont-tell-you/240343/>.
- [26] M. A. Killingsworth and D. T. Gilbert.
A wondering mind is an unhappy mind.
Science, 330:932, 2010. [pdf](#) 
- [27] I. M. Kloumann, C. M. Danforth, K. D. Harris, C. A. Bliss, and P. S. Dodds.
Positivity of the English language.
PLoS ONE, 7:e29484, 2012. [pdf](#) 

PoCS
@pocsvox
Finding
Happiness

Introduction
Measurement
Happiness
Why Happiness?
Measuring emotional
content
Hedonometer
Analysis
Songs
Blogs
SOTU
A Better Lexical Lens
Geography
Movement
Other Emotions
References



References XI



- [28] R. Layard.
Happiness.
The Penguin Press, London, 2005.
- [29] S. Lyubomirsky.
The How of Happiness.
The Penguin Press, New York, 2007.
- [30] C. Martinelli and S. W. Parker.
Deception and misreporting in a social program.
forthcoming in Journal of the European Economic
Association, 2007. [pdf](#) 
- [31] S. McCloud.
Making Comics.
William Morrow, 2006.

PoCS
@pocsvox
Finding
Happiness

Introduction
Measurement
Happiness
Some motivation
Measuring emotional
content
Hedonometer
Analysis
Songs
Blogs
SOTU
A Better Lexical Lens
Geography
Movement
Other Emotions
References




References XII

- [32] A. Mehrabian and J. A. Russell.
An Approach to Environmental Psychology.
MIT Press, 1974.
- [33] G. Miller.
Social Scientists wade into the Tweet stream.
Science, 333:1814–1815, 2011. pdf 
- [34] L. Mitchell, M. R. Frank, K. D. Harris, P. S. Dodds,
and C. M. Danforth.
The geography of happiness: Connecting Twitter
sentiment and expression, demographics, and
objective characteristics of place.
PLoS ONE, 8:e64417, 2013. pdf 
- [35] C. Osgood, G. Suci, and P. Tannenbaum.
The Measurement of Meaning.
University of Illinois, Urbana, IL, 1957.



References XIII

- [36] A. J. Reagan, B. F. Tivnan, J. R. Williams, C. M. Danforth, and P. S. Dodds.
Sentiment analysis methods for understanding large-scale texts: A case for using continuum-scored words and word shift graphs. [EPJ Data Science](#), 6, 2017. [pdf](#) 
- [37] E. Sandhaus.
The New York Times Annotated Corpus. Linguistic Data Consortium, Philadelphia, 2008.
Available online at:
<https://doi.org/10.35111/77ba-9x74>.
- [38] D. Sobel.
Longitude: The True Story of a Lone Genius Who Solved the Greatest Scientific Problem of His Time.
Bloomsbury Publishing, US, 2007.

PoCS
@pocsvox
Finding
Happiness

Introduction
Measurement
Happiness
Some motivation
Measuring emotional content
Hedonometer
Analysis
Songs
Blogs
SOTU
A Better Lexical Lens
Geography
Movement
Other Emotions
References



References XIV

PoCS
@pocsvox

Finding
Happiness

Introduction

Measurement

Happiness

Some motivation

Measuring emotional
content

Hedonometer

Analysis

Songs

Blogs

SOTU

A Better Lexical Lens

Geography

Movement

Other Emotions

References

