

The many disasters of the COVID-19 pandemic

Last updated: 2021/09/17, 17:29:22 EDT

Principles of Complex Systems, Vols. 1 & 2 |
@pocsvox
CSYS/MATH 300 and 303, Fall, 2021

Prof. Peter Sheridan Dodds | @peterdodds

Computational Story Lab | Vermont Complex Systems Center
Vermont Advanced Computing Core | University of Vermont



Licensed under the [Creative Commons Attribution-NonCommercial-ShareAlike 3.0 License](https://creativecommons.org/licenses/by-nc-sa/3.0/).

Outline

The dashboards are all wrong

Excess Deaths

References

PoCS
@pocsvox
COVID-19
disasters

The dashboards
are all wrong
Excess Deaths
References



1 of 27

PoCS
@pocsvox
COVID-19
disasters

The dashboards
are all wrong
Excess Deaths
References



2 of 27

PoCS
@pocsvox
COVID-19
disasters

The dashboards
are all wrong
Excess Deaths
References



3 of 27

2020-01-14: WHO [tweeted](#):
“Preliminary investigations conducted by the Chinese authorities have found no clear evidence of human-to-human transmission of the novel #coronavirus.”

2020-03-30: WHO Official Defends Guidance:
[‘We’re Not Seeing Airborne Transmission’](#)



The whole concept of ‘disaster’ is a disaster:

- Dis + Aster = Bad Star = Astrological Ill Fate.
- If the heavens are a clockwork, then all was foretold.
- The stars and planets are the shadowy cabal.
- But we know there are different timelines available.
- Fate is a sometimes food, and there is only the story of fate. (more later in PoCS, Vol. 1).

Journal entry, 2020/02/11:

- Coronavirus
- The idiocy about R_0 continues.
- Unbelievably believably bad science.

PoCS
@pocsvox
COVID-19
disasters

The dashboards
are all wrong
Excess Deaths
References



4 of 27

PoCS
@pocsvox
COVID-19
disasters

The dashboards
are all wrong
Excess Deaths
References



5 of 27

PoCS
@pocsvox
COVID-19
disasters

The dashboards
are all wrong
Excess Deaths
References



6 of 27

Journal entry, 2020/02/21:

Twitter DMs to Sam Scarpino:

- Okay: The scientists studying pandemics need to be able to present some kind set of numbers that show how bad things are. The whole R_0 disaster has been waiting to happen because people have been ... lazily having fun with math models? Unconcerned about how to communicate vital scientific information? Stupid? I don’t know. Maybe a radar plot visualization. I don’t know.
- “When these three boundaries are crossed, we are in trouble”
- Measles has an R_0 of 20. We should all have it. Of course, there’s no f**king time scale for R_0 so we don’t know when that happens.

Journal entry, 2020/02/21, cont.:

Twitter DMs to Sam Scarpino:

- One of the core pieces we had in our old paper: “What is N?”
- And rare events matter so, so much. I keep seeing new countries report their first case.
- South Korea with the church. WaPo says cases are “soaring” there. I haven’t seen the numbers.

What is haPpeNing?

On March 11, within about 15 minutes after 9 pm US EST:

- Tom Hanks and Rita Wilson announced that they had tested positive for COVID-19.
- The National Basketball Association put its season on hold indefinitely due to the COVID-19 pandemic.
- Trump gave an Oval Office Address during which the Dow Jones Industrial Average futures dropped.
- Also: former US vice presidential candidate Sarah Palin was appearing on the popular Fox TV show “The Masked Singer” performing Sir Mix-A-Lot’s “Baby Got Back” in a bear costume.

PoCS
@pocsvox
COVID-19
disasters

The dashboards
are all wrong
Excess Deaths
References



7 of 27

PoCS
@pocsvox
COVID-19
disasters

The dashboards
are all wrong
Excess Deaths
References



8 of 27

PoCS
@pocsvox
COVID-19
disasters

The dashboards
are all wrong
Excess Deaths
References



9 of 27

2020/03/15, journal entry:

[They look like us now](#)

- What must be done, and must have been done from the start:
- Test everyone.
- We need sunlight, we need knowledge.
- And we needed to be prepared.

PoCS @pocsvox COVID-19 disasters

The dashboards are all wrong Excess Deaths References

EW 10 of 27

“Narrative Epidemiology” through TV Tropes:

- The virus as this season’s **Big Bad** and a **Complete Monster**
- Ignore the Scientists**
- Asymptomatic spreaders: **The Virus** looks like us now
- Failure to act as one against a remorseless unified foe: **Let’s Split Up, Gang**
- Vaccine as a **silver bullet**
- Bill Gates created the virus and wants to put chips in your head: **Poison-and-Cure Gambit**
- Tyrant Takes the Helm**
- Fundamental problem: We much prefer stories of individuals, not systems.

PoCS @pocsvox COVID-19 disasters

The dashboards are all wrong Excess Deaths References

EW 11 of 27

Story versus the Virus

Journal entry, 2020/03/21:

[The complete incompetence of Trump, our doom](#)

[Washington Post article, March 20](#)

Azar couldn’t get through to Trump to speak with him about the virus until Jan. 18, according to two senior administration officials. When he reached Trump by phone, the president interjected to ask about vaping and when flavored vaping products would be back on the market, the senior administration officials said.

PoCS @pocsvox COVID-19 disasters

The dashboards are all wrong Excess Deaths References

EW 12 of 27

Story versus the Virus

Journal entry, 2020/03/21, cont.:

On Feb. 25, Nancy Messonnier, a senior CDC official, sounded perhaps the most significant public alarm to that point, when she told reporters that the coronavirus was likely to spread within communities in the United States and that disruptions to daily life could be “severe.” Trump called Azar on his way back from a trip to India and complained that Messonnier was scaring the stock markets, according to two senior administration officials.

Like life, death finds a way.

EW 13 of 27

System failure—things fall apart

Mismeasurement of Death

- We couldn’t and still can’t count cases and deaths properly.
- All up-to-date pandemic dashboards are wrong.
- No error bars.
- Like flying a plane with instruments showing readings from 3 hours ago.
- We need a Grim Scorekeeper.
- Excess deaths in the US have run at about 35% more than reported COVID deaths.
- Estimate: Over 500,000 excess deaths in the US from March 15 to December 31, 2020.

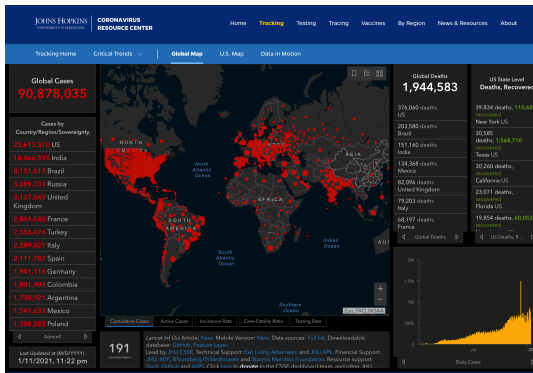
PoCS @pocsvox COVID-19 disasters

The dashboards are all wrong Excess Deaths References

EW 14 of 27

Eight significant digits, no errors:

January 11, 2020, Johns Hopkins:



EW 15 of 27

<https://www.ft.com>

PoCS @pocsvox COVID-19 disasters

The dashboards are all wrong Excess Deaths References

EW 16 of 27

PoCS @pocsvox COVID-19 disasters

The dashboards are all wrong Excess Deaths References

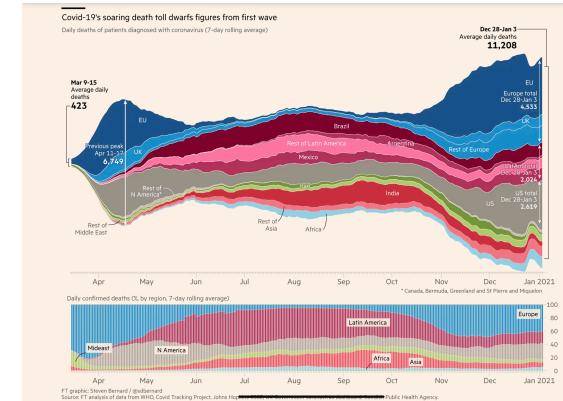
EW 17 of 27

PoCS @pocsvox COVID-19 disasters

The dashboards are all wrong Excess Deaths References

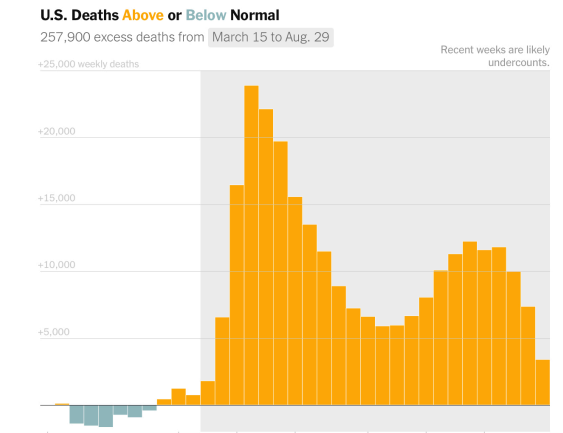
EW 18 of 27

January 7, 2020, Financial Times, beautiful, misleading:



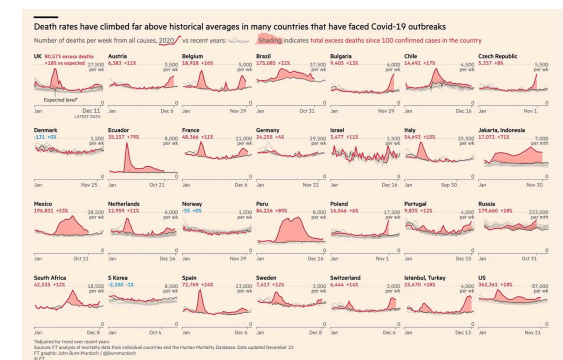
<https://www.ft.com>

Eventually: time series with excess deaths: September 20, New York Times:



Financial Times:

January 7, 2020, Financial Times:



<https://www.ft.com>

PoCS @pocsvox COVID-19 disasters

The dashboards are all wrong Excess Deaths References

EW 16 of 27

PoCS @pocsvox COVID-19 disasters

The dashboards are all wrong Excess Deaths References

EW 17 of 27

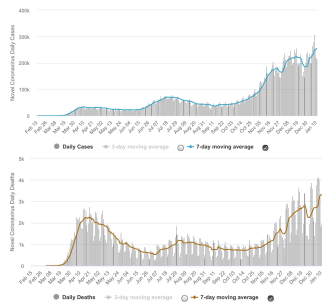
PoCS @pocsvox COVID-19 disasters

The dashboards are all wrong Excess Deaths References

EW 18 of 27

The humans:

Timely delivery of Stimulus Packages for the Virus and SIR models:



Vacations + fatigue + stories.

The Mismeasurement of Death:

We need a Grim Scorekeeper

PoCS
@pocsvox
COVID-19
disasters

The dashboards
are all wrong
Excess Deaths
References



19 of 27

PoCS
@pocsvox
COVID-19
disasters

The dashboards
are all wrong
Excess Deaths
References



20 of 27

PoCS
@pocsvox
COVID-19
disasters

The dashboards
are all wrong
Excess Deaths
References



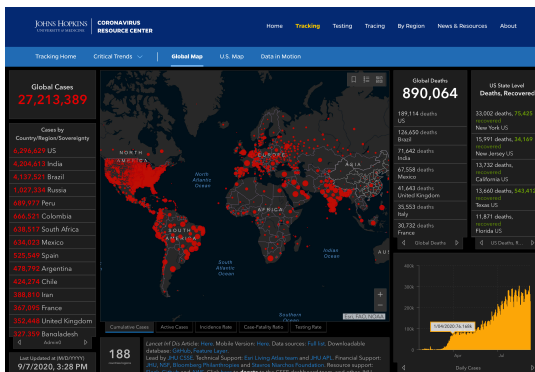
21 of 27

Prominent COVID-19 dashboards:

[Johns Hopkins Coronavirus Resource Center](#)

[Worldometer](#)

[Financial Times \(moved to tracking excess deaths\):](#)
<https://www.ft.com/content/a2901ce8-5eb7-4633-b89c-cbdf5b386938>



[Johns Hopkins Coronavirus Resource Center](#)

“An interactive web-based dashboard to track COVID-19 in real time”
Dong, Du, and Gardner,
The Lancet Infectious Diseases, , , 2020. [1]

Issues:

- Leads with cases, sometimes noted as being confirmed.
- Illusion of accuracy: 27,213,389 global cases and 890,064 deaths on 2020/09/07, 3:28 pm EST
- Amazing: 8 and 6 significant digits.
- No errors or uncertainty indicated.
- General dashboard issue: Reporting varies wildly across the world and within countries.
- General dashboard issue: Case numbers have been an undercount the whole time.

PoCS
@pocsvox
COVID-19
disasters

The dashboards
are all wrong
Excess Deaths
References



22 of 27

PoCS
@pocsvox
COVID-19
disasters

The dashboards
are all wrong
Excess Deaths
References



23 of 27

PoCS
@pocsvox
COVID-19
disasters

The dashboards
are all wrong
Excess Deaths
References



24 of 27

The Mismeasurement of Death:

Tracking excess deaths:

- CDC:
https://www.cdc.gov/nchs/nvss/vsrr/covid19/excess_deaths.htm
- The New York Times:
<https://www.nytimes.com/interactive/2020/05/05/us/coronavirus-death-toll-us.html>
- The Economist:
<https://www.economist.com/graphic-detail/2020/07/15/tracking-covid-19-excess-deaths-across-countries>
<https://github.com/TheEconomist/covid-19-excess-deaths-tracker>
- Financial Times:
<https://www.ft.com/content/a2901ce8-5eb7-4633-b89c-cbdf5b386938>

References I

- [1] E. Dong, H. Du, and L. Gardner.
An interactive web-based dashboard to track COVID-19 in real time.
[The Lancet Infectious Diseases, 2020. pdf](#)

PoCS
@pocsvox
COVID-19
disasters

The dashboards
are all wrong
Excess Deaths
References



25 of 27

PoCS
@pocsvox
COVID-19
disasters

The dashboards
are all wrong
Excess Deaths
References



26 of 27

PoCS
@pocsvox
COVID-19
disasters

The dashboards
are all wrong
Excess Deaths
References



27 of 27