

# Optimal Supply Networks I: Branching

Last updated: 2023/08/22, 11:48:23 EDT

Principles of Complex Systems, Vols. 1, 2, & 3D  
CSYS/MATH 6701, 6713, & a pretend number,  
2023–2024 | @pocsvox

Prof. Peter Sheridan Dodds | @peterdodds

Computational Story Lab | Vermont Complex Systems Center  
Santa Fe Institute | University of Vermont



The PoCSverse  
Optimal Supply  
Networks I  
1 of 32

Optimal  
transportation

Optimal  
branching

Murray's law  
Murray meets Tokunaga

References



Licensed under the *Creative Commons Attribution-NonCommercial-ShareAlike 3.0 License*.

These slides are brought to you by:

Sealie & Lambie  
Productions



The PoCSverse  
Optimal Supply  
Networks I  
2 of 32

Optimal  
transportation

Optimal  
branching


Murray's law  
Murray meets Tokunaga



References



# These slides are also brought to you by:

## Special Guest Executive Producer



 On Instagram at [pratchett\\_the\\_cat](https://www.instagram.com/pratchett_the_cat) 

The PoCSverse  
Optimal Supply  
Networks I  
3 of 32

Optimal  
transportation

Optimal  
branching

Murray's law  
Murray meets Tokunaga

References



# Outline

The PoCSverse  
Optimal Supply  
Networks I  
4 of 32

Optimal  
transportation

Optimal  
branching

Murray's law  
Murray meets Tokunaga

References

Optimal transportation

Optimal branching

Murray's law


Murray meets Tokunaga


References




# Optimal supply networks

## What's the best way to distribute stuff?

 Stuff = medical services, energy, people, ...

 **Some** fundamental network problems:

1. Distribute stuff from a **single source** to **many sinks**
2. Distribute stuff from **many sources** to many sinks
3. **Redistribute** stuff between nodes that are both sources and sinks


 Supply and Collection are equivalent problems





# Single source optimal supply

Basic question for distribution/supply networks:

 How does flow behave given cost:


$$C = \sum_j I_j^\gamma Z_j$$

where

$I_j$  = current on link  $j$

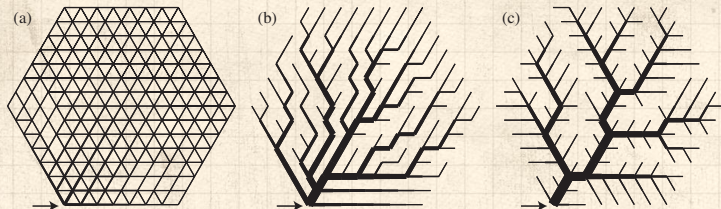
and

$Z_j$  = link  $j$ 's impedance.

 Example:  $\gamma = 2$  for electrical networks.




# Single source optimal supply



(a)  $\gamma > 1$ : Braided (bulk) flow

(b)  $\gamma < 1$ : Local minimum: Branching flow

(c)  $\gamma < 1$ : Global minimum: Branching flow

 Note: This is a single source supplying a region.

From Bohn and Magnasco <sup>[3]</sup>

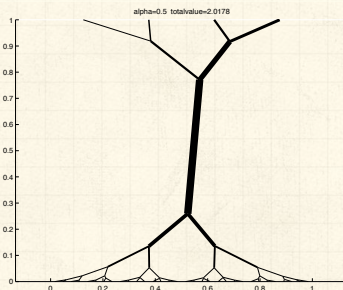
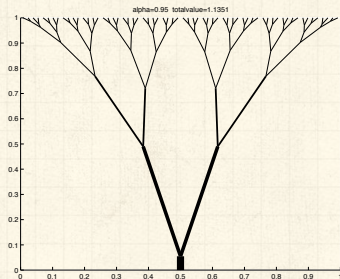
See also Banavar *et al.* <sup>[1]</sup>: “Topology of the Fittest Transportation Network”; focus is on presence or absence of loops—same story





# Single source optimal supply

Optimal paths related to transport (Monge)  
problems ↗:



Optimal  
transportation

Optimal  
branching

Murray's law  
Murray meets Tokunaga

References



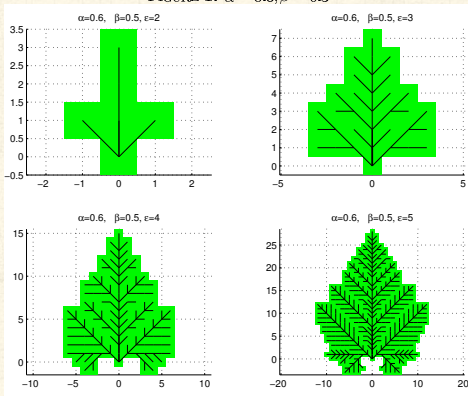
“Optimal paths related to transport  
problems” ↗

Qinglan Xia,  
Communications in Contemporary  
Mathematics, **5**, 251–279, 2003. [20]



# Growing networks—two parameter model: [21]

FIGURE 1.  $\alpha = 0.6, \beta = 0.5$





Optimal  
transportation

Optimal  
branching

Murray's law  
Murray meets Tokunaga

References


 Parameters control impedance ( $0 \leq \alpha < 1$ ) and angles of junctions ( $0 < \beta$ )


 For this example:  $\alpha = 0.6$  and  $\beta = 0.5$



# Growing networks: [21]

FIGURE 3. A maple leaf



 Top:  $\alpha = 0.66$ ,  $\beta = 0.38$ ; Bottom:  $\alpha = 0.66$ ,  $\beta = 0.70$



# Single source optimal supply

## An immensely controversial issue ...

- 🧱 The form of natural branching networks:  
Random, optimal, or some  
combination? [6, 19, 2, 5, 4]
- 🧱 River networks, blood networks, trees, ...



## Two observations:

- 🧱 Self-similar networks appear everywhere in nature  
for single source supply/single sink collection.
- 🧱 Real networks differ in details of scaling but  
reasonably agree in scaling relations.





# River network models

## Optimality:


-  Optimal channel networks<sup>[13]</sup>
-  Thermodynamic analogy<sup>[14]</sup>

versus ...

## Randomness:

-  Scheidegger's directed random networks
-  Undirected random networks

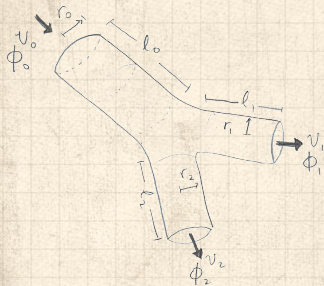




# Optimization—Murray's law



Murray's law (1926)  
connects branch radii at  
forks: [11, 10, 12, 7, 17]



$$r_{\text{parent}}^3 = r_{\text{offspring1}}^3 + r_{\text{offspring2}}^3$$

where  $r_{\text{parent}}$  = radius of  
'parent' branch, and  
 $r_{\text{offspring1}}$  and  $r_{\text{offspring2}}$  are  
radii of the two 'offspring'  
sub-branches.



Holds up well for outer branchings of blood  
networks [15].




Also found to hold for trees [12, 8] when xylem is  
not a supporting structure [9].



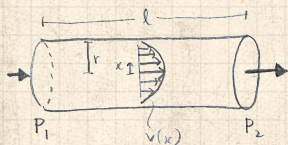
See D'Arcy Thompson's "On Growth and Form" for  
background and general inspiration [16, 17].






 Use hydraulic equivalent of Ohm's law:

$$\Delta p = \Phi Z \Leftrightarrow V = IR$$


where  $\Delta p$  = pressure difference,  $\Phi$  = flux.




 Fluid mechanics: Poiseuille impedance  for smooth Poiseuille flow  in a tube of radius  $r$  and length  $l$ :

$$Z = \frac{8\eta l}{\pi r^4}$$

  $\eta$  = dynamic viscosity  (units:  $ML^{-1}T^{-1}$ ).

 Power required to overcome impedance:

$$P_{\text{drag}} = \Phi \Delta p = \Phi^2 Z.$$

 Also have rate of energy expenditure in maintaining blood given metabolic constant  $c$ :


$$P_{\text{metabolic}} = cr^2 l$$








# Optimization—Murray's law


## Aside on $P_{\text{drag}}$

 Work done =  $F \cdot d$  = energy transferred by force  $F$

 Power =  $P$  = rate work is done =  $F \cdot v$

  $\Delta p$  = Pressure differential = Force per unit area


  $\Phi$  = Volume flow per unit time (current)  
= cross-sectional area  $\cdot$  velocity

 So  $\Phi \Delta p$  = Force  $\cdot$  velocity





# Optimization—Murray's law



Murray's law:

 Total power (cost):

$$P = P_{\text{drag}} + P_{\text{metabolic}} = \Phi^2 \frac{8\eta\ell}{\pi r^4} + cr^2\ell$$

 Observe power increases linearly with  $\ell$


 But  $r$ 's effect is nonlinear:

-  increasing  $r$  makes flow easier **but increases metabolic cost** (as  $r^2$ )
-  decreasing  $r$  decrease metabolic cost **but impedance goes up** (as  $r^{-4}$ )




# Optimization—Murray's law

Murray's law:

 Minimize  $P$  with respect to  $r$ :

$$\frac{\partial P}{\partial r} = \frac{\partial}{\partial r} \left( \Phi^2 \frac{8\eta\ell}{\pi r^4} + cr^2\ell \right)$$

 Flow rates at each branching have to add up (else our organism is in serious trouble ...):

$$\Phi_0 = \Phi_1 + \Phi_2$$

where again 0 refers to the main branch and 1 and 2 refers to the offspring branches






# Optimization—Murray's law

## Murray's law:

 Find:

$$\Phi = kr^3$$


 Insert assignment question 


 All of this means we have a groovy cube-law:

$$r_{\text{parent}}^3 = r_{\text{offspring1}}^3 + r_{\text{offspring2}}^3$$




## Murray meets Tokunaga:


  $\Phi_\omega$  = volume rate of flow into an order  $\omega$  vessel segment

 Tokunaga picture:

$$\Phi_\omega = 2\Phi_{\omega-1} + \sum_{k=1}^{\omega-1} T_k \Phi_{\omega-k}$$

 Using  $\phi_\omega = kr_\omega^3$

$$(r_\omega)^3 = 2(r_{\omega-1})^3 + \sum_{k=1}^{\omega-1} T_k (r_{\omega-k})^3$$

 Same form as:

$$n_\omega = \underbrace{2n_{\omega+1}}_{\text{generation}} + \sum_{\omega'=\omega+1}^{\Omega} \underbrace{T_{\omega'-\omega}n_{\omega'}}_{\text{absorption}}$$



## Murray meets Tokunaga:

- Find Horton ratio for vessel radius  $R_r = r_\omega / r_{\omega-1}$ .
- Find  $R_r^3$  satisfies same equation as  $R_n$  and  $R_v$  ( $v$  is for volume):

$$R_r^3 = R_n = R_v$$

- Is there more we could do here to constrain the Horton ratios and Tokunaga constants?



## Murray meets Tokunaga:

Isometry:  $V_\omega \propto \ell_\omega^3$

Gives

$$R_\ell^3 = R_r^3 = R_n = R_v$$

We need one more constraint ...

West *et al.* (1997)<sup>[19]</sup> achieve similar results following Horton's laws (but this work is a disaster).

So does Turcotte *et al.* (1998)<sup>[18]</sup> using Tokunaga (sort of).






# References I

- [1] J. R. Banavar, F. Colaiori, A. Flammini, A. Maritan, and A. Rinaldo.  
Topology of the fittest transportation network.  
[Phys. Rev. Lett., 84:4745–4748, 2000. pdf](#)
- [2] J. R. Banavar, A. Maritan, and A. Rinaldo.  
Size and form in efficient transportation networks.  
[Nature, 399:130–132, 1999. pdf](#)
- [3] S. Bohn and M. O. Magnasco.  
Structure, scaling, and phase transition in the optimal transport network.  
[Phys. Rev. Lett., 98:088702, 2007. pdf](#)









## References II

- [4] P. S. Dodds.  
Optimal form of branching supply and collection networks.  
[Phys. Rev. Lett., 104\(4\):048702, 2010. pdf](#) 
- [5] P. S. Dodds and D. H. Rothman.  
Geometry of river networks. I. Scaling, fluctuations, and deviations.  
[Physical Review E, 63\(1\):016115, 2001. pdf](#) 
- [6] J. W. Kirchner.  
Statistical inevitability of Horton's laws and the apparent randomness of stream channel networks.  
[Geology, 21:591-594, 1993. pdf](#) 





# References III

- [7] P. La Barbera and R. Rosso.  
Reply.  
[Water Resources Research](#), 26(9):2245–2248,  
1990. [pdf](#) 
- [8] K. A. McCulloh, J. S. Sperry, and F. R. Adler.  
Water transport in plants obeys Murray's law.  
[Nature](#), 421:939–942, 2003. [pdf](#) 
- [9] K. A. McCulloh, J. S. Sperry, and F. R. Adler.  
Murray's law and the hydraulic vs mechanical  
functioning of wood.  
[Functional Ecology](#), 18:931–938, 2004. [pdf](#) 
- [10] C. D. Murray.  
The physiological principle of minimum work  
applied to the angle of branching of arteries.  
[J. Gen. Physiol.](#), 9(9):835–841, 1926. [pdf](#) 




## References IV

- [11] C. D. Murray.  
The physiological principle of minimum work. I.  
The vascular system and the cost of blood  
volume.  
[Proc. Natl. Acad. Sci., 12:207–214, 1926. pdf](#) 
- [12] C. D. Murray.  
A relationship between circumference and weight  
in trees and its bearing on branching angles.  
[J. Gen. Physiol., 10:725–729, 1927. pdf](#) 
- [13] I. Rodríguez-Iturbe and A. Rinaldo.  
Fractal River Basins: Chance and  
Self-Organization.  
[Cambridge University Press, Cambridge, UK,  
1997.](#)



# References V

- [14] A. E. Scheidegger.  
Theoretical Geomorphology.  
Springer-Verlag, New York, third edition, 1991.
- [15] T. F. Sherman.  
On connecting large vessels to small. The  
meaning of Murray's law.  
The Journal of general physiology, 78(4):431–453,  
1981. [pdf](#) 
- [16] D. W. Thompson.  
On Growth and Form.  
Cambridge University Pres, Great Britain, 2nd  
edition, 1952.
- [17] D. W. Thompson.  
On Growth and Form — Abridged Edition.  
Cambridge University Press, Great Britain, 1961.



# References VI

- [18] D. L. Turcotte, J. D. Pelletier, and W. I. Newman.  
Networks with side branching in biology.  
[Journal of Theoretical Biology](#), 193:577–592, 1998.  
[pdf](#) ↗
- [19] G. B. West, J. H. Brown, and B. J. Enquist.  
A general model for the origin of allometric  
scaling laws in biology.  
[Science](#), 276:122–126, 1997. [pdf](#) ↗
- [20] Q. Xia.  
Optimal paths related to transport problems.  
[Communications in Contemporary Mathematics](#),  
5:251–279, 2003. [pdf](#) ↗



# References VII

The PoCSverse  
Optimal Supply  
Networks I  
32 of 32

Optimal  
transportation

Optimal  
branching

Murray's law

Murray meets Tokunaga

References

[21] Q. Xia.

The formation of a tree leaf.

[ESAIM: Control, Optimisation and Calculus of Variations, 13:359–377, 2007. pdf](#) 