

Power-Law Size Distributions

Last updated: 2023/08/22, 11:48:23 EDT

Principles of Complex Systems, Vols. 1, 2, & 3D
CSYS/MATH 6701, 6713, & a pretend number,
2023–2024 | @pocsvox

Prof. Peter Sheridan Dodds | @peterdodds

Computational Story Lab | Vermont Complex Systems Center
Santa Fe Institute | University of Vermont



The PoCVerse
Power-Law Size
Distributions

1 of 71

Our Intuition

Definition

Examples

Wild vs. Mild

CCDFs

Zipf's law

Zipf \leftrightarrow CCDF

References

$$P(x) \sim x^{-\delta}$$

Licensed under the *Creative Commons Attribution-NonCommercial-ShareAlike 3.0 License*.

These slides are brought to you by:

Sealie & Lambie
Productions



The PoCverse
Power-Law Size
Distributions
2 of 71

Our Intuition

Definition

Examples

Wild vs. Mild

CCDFs

Zipf's law


Zipf \Leftrightarrow CCDF



References

$$P(x) \sim x^{-\delta}$$

These slides are also brought to you by:

Special Guest Executive Producer



 On Instagram at [pratchett_the_cat](https://www.instagram.com/pratchett_the_cat) 

The PoCverse
Power-Law Size
Distributions
3 of 71

Our Intuition

Definition

Examples

Wild vs. Mild

CCDFs

Zipf's law

Zipf \Leftrightarrow CCDF

References

$$P(x) \sim x^{-\delta}$$

Outline

Our Intuition

Definition

Examples

Wild vs. Mild

CCDFs

Zipf's law

Zipf \Leftrightarrow CCDF

References

The PoCverse
Power-Law Size
Distributions

4 of 71

Our Intuition

Definition

Examples

Wild vs. Mild

CCDFs

Zipf's law

Zipf \Leftrightarrow CCDF

References

$$P(x) \sim x^{-\delta}$$

Two of the many things we struggle with cognitively:

1. Probability.

- Ex. [The Monty Hall Problem.](#)
- Ex. [Daughter/Son born on Tuesday.](#)
(see next two slides; [Wikipedia entry here](#).)

2. Logarithmic scales.

On counting and logarithms:



Listen to Radiolab's 2009 piece: ["Numbers."](#)




Later: [Benford's Law](#).

Also to be enjoyed: the magnificence of [the Dunning-Kruger effect](#)


$$P(x) \sim x^{-\delta}$$

Homo probabilisticus?


The set up:


 A parent has two children.

Simple probability question:


 What is the probability that both children are girls?

The next set up:

 A parent has two children.


 We know one of them is a girl.


The next probabilistic poser:

 What is the probability that both children are girls?


$$P(x) \sim x^{-\delta}$$

Try this one:


 A parent has two children.


 We know one of them is a girl born on a Tuesday.

Simple question #3:


 What is the probability that both children are girls?

Last:

 A parent has two children.

 We know one of them is a girl born on December 31.

And ...

 What is the probability that both children are girls?

The PoCverse
Power-Law Size
Distributions
7 of 71

Our Intuition

Definition

Examples

Wild vs. Mild

CCDFs

Zipf's law

Zipf \Leftrightarrow CCDF

References

$$P(x) \sim x^{-\delta}$$

Let's test our collective intuition:



Money
≡
Belief

Two questions about wealth distribution in the United States:

1. Please estimate the percentage of all wealth owned by individuals when grouped into quintiles.
2. Please estimate what you believe each quintile should own, ideally.
3. Extremes: 100, 0, 0, 0, 0 and 20, 20, 20, 20, 20.

The PoCverse
Power-Law Size
Distributions
8 of 71

Our Intuition

Definition

Examples

Wild vs. Mild

CCDFs

Zipf's law

Zipf \leftrightarrow CCDF

References

$$P(x) \sim x^{-\delta}$$

Wealth distribution in the United States: ^[13]

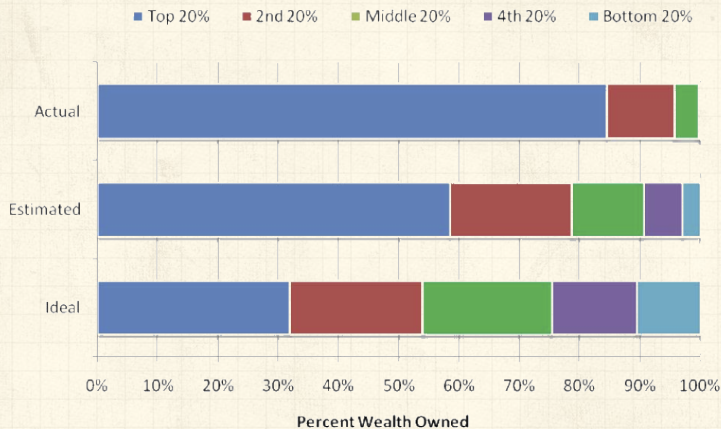



Fig. 2. The actual United States wealth distribution plotted against the estimated and ideal distributions across all respondents. Because of their small percentage share of total wealth, both the “4th 20%” value (0.2%) and the “Bottom 20%” value (0.1%) are not visible in the “Actual” distribution.

“Building a better America—One wealth quintile at a time”
Norton and Ariely, 2011. ^[13]

$$P(x) \sim x^{-\delta}$$



Wealth distribution in the United States: ^[13]

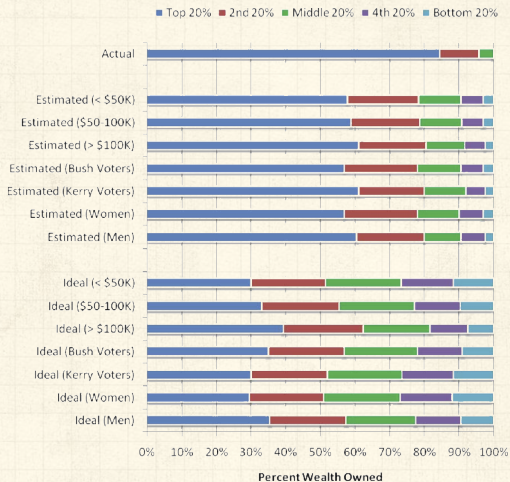


Fig. 3. The actual United States wealth distribution plotted against the estimated and ideal distributions of respondents of different income levels, political affiliations, and genders. Because of their small percentage share of total wealth, both the “4th 20%” value (0.2%) and the “Bottom 20%” value (0.1%) are not visible in the “Actual” distribution.

The PoCverse
Power-Law Size
Distributions
11 of 71

Our Intuition

Definition

Examples

Wild vs. Mild

CCDFs

Zipf's law

Zipf \Leftrightarrow CCDF

References



A highly watched video based on this research is

Our Intuition

Definition

Examples

Wild vs. Mild


CCDFs

Zipf's law

Zipf \Leftrightarrow CCDF

References

The Boggoracle Speaks:



Our Intuition

Definition

Examples

Wild vs. Mild


CCDFs

Zipf's law

Zipf \Leftrightarrow CCDF

References


The Boggoracle Speaks:




The sizes of many systems' elements appear to obey an **inverse power-law size distribution**:


$$P(\text{size} = x) \sim c x^{-\gamma}$$

where $0 < x_{\min} < x < x_{\max}$ and $\gamma > 1$.

 x_{\min} = lower cutoff, x_{\max} = upper cutoff

 Negative linear relationship in log-log space:

$$\log_{10} P(x) = \log_{10} c - \gamma \log_{10} x$$


 We use base 10 because we are **good people**.





Size distributions:


Usually, only the tail of the distribution obeys a power law:

$$P(x) \sim c x^{-\gamma} \text{ for } x \text{ large.}$$




 Still use term 'power-law size distribution.'

 Other terms:

 **Fat-tailed** distributions.

 **Heavy-tailed** distributions.




Beware:

 Inverse power laws aren't the only ones:
lognormals , Weibull distributions , ...





Size distributions:

Many systems have discrete sizes k :

-  Word frequency
-  Node degree in networks: # friends, # hyperlinks, etc.
-  # citations for articles, court decisions, etc.

$$P(k) \sim c k^{-\gamma}$$

where $k_{\min} \leq k \leq k_{\max}$

-  Obvious fail for $k = 0$.
-  Again, typically a description of distribution's tail.



Word frequency:

Brown Corpus ↗ (~ 10^6 words):

rank	word	% q
1.	the	6.8872
2.	of	3.5839
3.	and	2.8401
4.	to	2.5744
5.	a	2.2996
6.	in	2.1010
7.	that	1.0428
8.	is	0.9943
9.	was	0.9661
10.	he	0.9392
11.	for	0.9340
12.	it	0.8623
13.	with	0.7176
14.	as	0.7137
15.	his	0.6886

rank	word	% q
1945.	apply	0.0055
1946.	vital	0.0055
1947.	September	0.0055
1948.	review	0.0055
1949.	wage	0.0055
1950.	motor	0.0055
1951.	fifteen	0.0055
1952.	regarded	0.0055
1953.	draw	0.0055
1954.	wheel	0.0055
1955.	organized	0.0055
1956.	vision	0.0055
1957.	wild	0.0055
1958.	Palmer	0.0055
1959.	intensity	0.0055



Jonathan Harris's Wordcount:

A word frequency distribution explorer:

The PoCVerse
Power-Law Size
Distributions
18 of 71

[Our Intuition](#)

[Definition](#)

[Examples](#)


[Wild vs. Mild](#)

[CCDFs](#)

[Zipf's law](#)

[Zipf \$\leftrightarrow\$ CCDF](#)

[References](#)





“Thing Explainer: Complicated Stuff in Simple Words”

by Randall Munroe (2015). ^[11]

The PoCverse
Power-Law Size
Distributions
19 of 71

Our Intuition

Definition

Examples


Wild vs. Mild

CCDFs

Zipf's law

Zipf \leftrightarrow CCDF

References



BOAT THAT GOES UNDER THE SEA

We've always had boats that go under the sea, but in the last few hundred years, we've learned to make ones that come back up.

At first, we used those boats to shoot at other boats, make holes in them, or stick things to them that blew up.

Later, we found a new use for these boats: keeping our city-burning machines hot, safe, and ready to use if there's a war.

WORLD-ENDING BOAT

The boat shown here carries up to two dozen city-burning war machines. People have added on the power used during the Second World War—the machines that blow up all the guns that break and all the ships that burn. It's a lot of fire power. Each of these boats carries several tons of that stuff.

SPECIAL SEA WORDS

Most of the time, if you call a really big boat a "boat," people who know a bit about boats will get mad at you. But boats that go under the sea are really called "boats."

HEAVY METAL POWER MACHINE

These boats are powered by heavy metal, just like some power buildings. The reason they can stay hidden for a long time without running out of power. Any time heavy metal is used for power, people worry about something going wrong. Of course, green-what these boats are built for, people worry even more about the idea of one of them working right.

BREATHING STICK

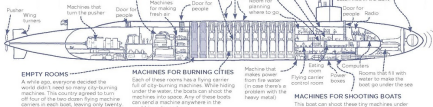
This brings fresh air into the boat, but the boat can also make its own air by breaking water into the parts it's made of. This takes a lot of power, but the boat is powered by heavy metal, so it has enough power to do whatever it wants.

MIRROR LOOKERS

When the boat is hiding under the sea, it can come near the surface and use these sticks with mirrors in them to let the people inside see out of the water.

SOUND LOOKERS

Light can't go far under water, so these boats "see" with sound. The boat makes sound, which hits things and comes back. By listening carefully, the people in the boat can tell what's around them without seeing it. Like if you talk into a bath that catches flies in the dark.



EMPTY ROOMS

A while ago, everyone decided the world didn't need so many city-burning machines. This country agreed to turn off four of the two dozen firing machine carriers in each boat, leaving only twenty.


MACHINES FOR BURNING CITIES

Each part of these rooms has a firing device full of city-burning machines. When a firing device in the boat can shoot the machines into space. Any of these boats can land at multiple airfields in the world in under an hour.

OTHER BOATS THAT GO UNDER THE SEA

These are some other boats, drawn to show how big they are next to the world-ending boat above.



Up goer five 

Our Intuition

Definition

Examples



Wild vs. Mild

CCDFs


Zipf's law

Zipf \Leftrightarrow CCDF

References

Function words matter:  



Let's call everything the same (no)thing 



The long tail of knowledge:

The PoCverse
Power-Law Size
Distributions
21 of 71

[Our Intuition](#)

[Definition](#)

[Examples](#)

[Wild vs. Mild](#)


[CCDFs](#)

[Zipf's law](#)

[Zipf \$\leftrightarrow\$ CCDF](#)

[References](#)

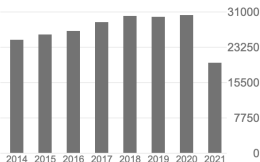
Take a scrolling voyage
to the citational abyss,
starting at the surface with
the lonely, giant citaceans,
moving down
to the legion of strange,
sometimes misplaced,
unloved creatures,
that dwell in

[Kahneman's Google Scholar
page](#) 

Cited by

[VIEW ALL](#)

	All	Since 2016
Citations	432350	165872
h-index	155	104
i10-index	369	277

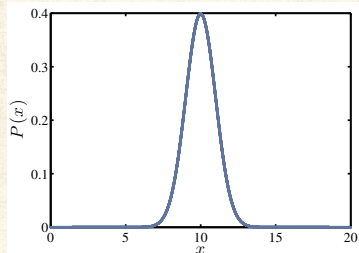


The statistics of surprise—words:

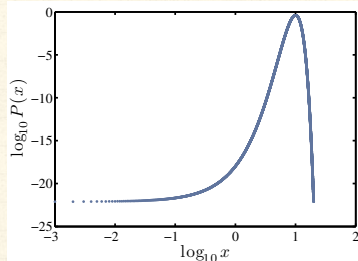
First—a Gaussian example:

$$P(x)dx = \frac{1}{\sqrt{2\pi}\sigma} e^{-(x-\mu)^2/2\sigma^2} dx$$


linear:



log-log



mean $\mu = 10$, variance $\sigma^2 = 1$.

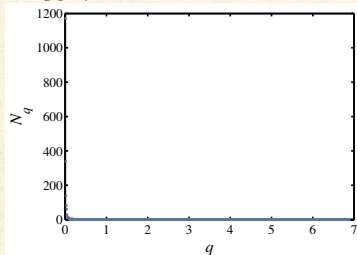
 **Activity:** Sketch $P(x) \sim x^{-1}$ for $x = 1$ to $x = 10^7$.



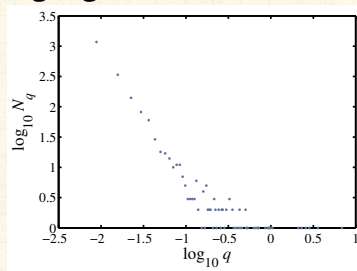
The statistics of surprise—words:


Raw 'probability' (binned) for Brown Corpus:


linear:




log-log



 q_w = normalized frequency of occurrence of word w (%).

 N_q = number of distinct words that have a normalized frequency of occurrence q .

 e.g. $q_{\text{the}} \approx 6.9\%$, $N_{q_{\text{the}}} = 1$.



The statistics of surprise—words:

The PoCverse
Power-Law Size
Distributions
24 of 71

Our Intuition

Definition

Examples

Wild vs. Mild

CCDFs

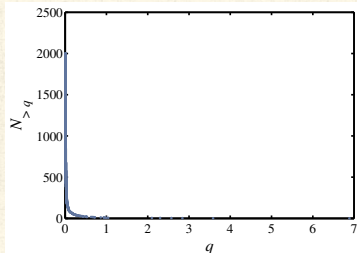
Zipf's law

Zipf \Leftrightarrow CCDF

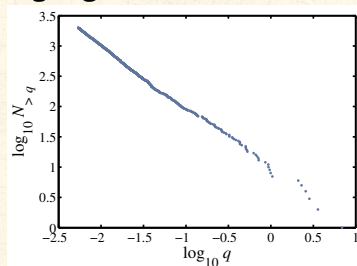
References

Complementary Cumulative Probability Distribution $N_{\geq q}$:

linear:



log-log



Also known as the 'Exceedance Probability.'








My, what big words you have ...

Test your vocab

*How many words
do you know?*



 Test  capitalizes on word frequency following a heavily skewed frequency distribution with a decaying power-law tail.

 This Man Can Pronounce Every Word in the Dictionary  (story here )

 Best of Dr. Bailly 

The PoCSverse
Power-Law Size
Distributions
25 of 71

Our Intuition

Definition

Examples

Wild vs. Mild

CCDFs

Zipf's law

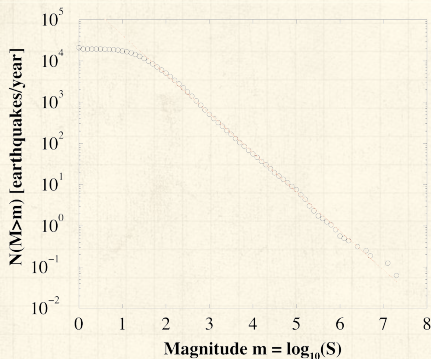
Zipf \leftrightarrow CCDF


References





The statistics of surprise:

Gutenberg-Richter law




 Log-log plot

 Base 10

 Slope = -1

$$N(M > m) \propto m^{-1}$$

 From **both** the very awkwardly similar Christensen et al. and Bak et al.:
"Unified scaling law for earthquakes" [4, 1]



The statistics of surprise:

From: "Quake Moves Japan Closer to U.S. and Alters Earth's Spin"  by Kenneth Chang, March 13, 2011, NYT:

'What is perhaps most surprising about the Japan earthquake is how misleading history can be. In the past 300 years, no earthquake nearly that large—nothing larger than magnitude eight—had struck in the Japan subduction zone. That, in turn, led to assumptions about how large a tsunami might strike the coast.'

"It did them a giant disservice," said Dr. Stein of the geological survey. That is not the first time that the earthquake potential of a fault has been underestimated. Most geophysicists did not think the Sumatra fault could generate a magnitude 9.1 earthquake, ...'

The PoCverse
Power-Law Size
Distributions
27 of 71

Our Intuition

Definition

Examples

Wild vs. Mild

CCDFs

Zipf's law

Zipf \leftrightarrow CCDF

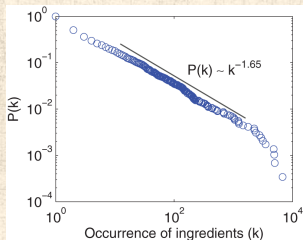
References





"Geography and similarity of regional cuisines in China"

Zhu et al.,
PLoS ONE, **8**, e79161, 2013. ^[19]



Fraction of ingredients
that appear in at least k
recipes.



Oops in notation: $P(k)$ is
the Complementary
Cumulative Distribution
 $P_{\geq}(k)$



Our Intuition

Definition

Examples

Wild vs. Mild

CCDFs

Zipf's law

Zipf \Leftrightarrow CCDF

References



“On a class of skew distribution functions” ↗

Herbert A. Simon,
Biometrika, **42**, 425–440, 1955. [16]



“Power laws, Pareto distributions and Zipf's law” ↗

M. E. J. Newman,
Contemporary Physics, **46**, 323–351,
2005. [12]



“Power-law distributions in empirical data” ↗

Clauset, Shalizi, and Newman,
SIAM Review, **51**, 661–703, 2009. [5]



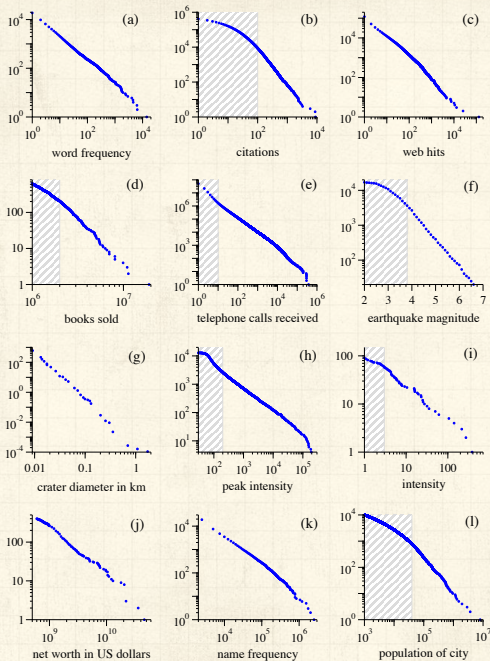


FIG. 4. Cumulative distributions or “rank/frequency plots” of twelve quantities reputed to follow power laws. The distributions were computed as described in Appendix A. Data in the shaded regions were excluded from the calculations of the exponents in Table I. Source references for the data are given in the text. (a) Numbers of occurrences of words in the novel *Moby Dick* by Hermann Melville. (b) Numbers of citations to scientific papers published in 1981, from time of publication until June 1997. (c) Numbers of hits on web sites by 60,000 users of the America Online Internet service for the day of 1 December 1997. (d) Numbers of copies of bestselling books sold in the US between 1895 and 1965. (e) Number of calls received by AT&T telephone customers in the US for a single day. (f) Magnitude of earthquakes in California between January 1940 and May 1992. Magnitude is proportional to the logarithm of the maximum amplitude of the earthquake, and hence the distribution obeys a power law even though the horizontal axis is linear. (g) Diameter of craters on the moon. Vertical axis is measured per square kilometre. (h) Peak gamma-ray intensity of solar flares in counts per second, measured from Earth orbit between February 1980 and November 1989. (i) Intensity of wars from 1816 to 1980, measured as battle deaths per 10,000 of the population of the participating countries. (j) Aggregate net worth in dollars of the richest individuals in the US in October 2003. (k) Frequency of occurrence of family names in the US in the year 1990. (l) Populations of US cities in the year 2000.

The PoCVerse Power-Law Size Distributions

30 of 71
Our Intuition
Definition

Examples

Wild vs. Mild

CCDFs

Zipf's law



Zipf \Leftrightarrow CCDF


References





Size distributions:


Some examples:


 Earthquake magnitude (Gutenberg-Richter law ): ^[9, 1] $P(M) \propto M^{-2}$

 # war deaths: ^[15] $P(d) \propto d^{-1.8}$

 Sizes of forest fires ^[8]

 Sizes of cities: ^[16] $P(n) \propto n^{-2.1}$

 # links to and from websites ^[2]

 Note: Exponents range in error



Size distributions:

More examples:

- # citations to papers: ^[6, 14] $P(k) \propto k^{-3}$.
- Individual wealth (maybe): $P(W) \propto W^{-2}$.
- Distributions of tree trunk diameters: $P(d) \propto d^{-2}$.
- The gravitational force at a random point in the universe: ^[10] $P(F) \propto F^{-5/2}$. (See the Holtmark distribution ↗ and stable distributions ↗.)
- Diameter of moon craters: ^[12] $P(d) \propto d^{-3}$.
- Word frequency: ^[16] e.g., $P(k) \propto k^{-2.2}$ (variable).
- # religious adherents in cults: ^[5] $P(k) \propto k^{-1.8 \pm 0.1}$.
- # sightings of birds per species (North American Breeding Bird Survey for 2003): ^[5]
 $P(k) \propto k^{-2.1 \pm 0.1}$.
- # species per genus: ^[18, 16, 5] $P(k) \propto k^{-2.4 \pm 0.2}$.



Table 3 from Clauset, Shalizi, and Newman [5]:

Basic parameters of the data sets described in section 6, along with their power-law fits and the corresponding p -values (statistically significant values are denoted in **bold**).

Quantity	n	$\langle x \rangle$	σ	x_{\max}	\tilde{x}_{\min}	$\hat{\alpha}$	n_{tail}	p
count of word use	18 855	11.14	148.33	14 086	7 ± 2	1.95(2)	2958 ± 987	0.49
protein interaction degree	1846	2.34	3.05	56	5 ± 2	3.1(3)	204 ± 263	0.31
metabolic degree	1641	5.68	17.81	468	4 ± 1	2.8(1)	748 ± 136	0.00
Internet degree	22 688	5.63	37.83	2583	21 ± 9	2.12(9)	770 ± 1124	0.29
telephone calls received	51 360 423	3.88	179.09	375 746	120 ± 49	2.09(1)	$102 592 \pm 210 147$	0.63
intensity of wars	115	15.70	49.97	382	2.1 ± 3.5	1.7(2)	70 ± 14	0.20
terrorist attack severity	9101	4.35	31.58	2749	12 ± 4	2.4(2)	547 ± 1663	0.68
HTTP size (kilobytes)	226 386	7.36	57.94	10 971	36.25 ± 22.74	2.48(5)	6794 ± 2232	0.00
species per genus	509	5.59	6.94	56	4 ± 2	2.4(2)	233 ± 138	0.10
bird species sightings	591	3384.36	10 952.34	138 705	6679 ± 2463	2.1(2)	66 ± 41	0.55
blackouts ($\times 10^3$)	211	253.87	610.31	7500	230 ± 90	2.3(3)	59 ± 35	0.62
sales of books ($\times 10^3$)	633	1986.67	1396.60	19 077	2400 ± 430	3.7(3)	139 ± 115	0.66
population of cities ($\times 10^3$)	19 447	9.00	77.83	8 009	52.46 ± 11.88	2.37(8)	580 ± 177	0.76
email address books size	4581	12.45	21.49	333	57 ± 21	3.5(6)	196 ± 449	0.16
forest fire size (acres)	203 785	0.90	20.99	4121	6324 ± 3487	2.2(3)	521 ± 6801	0.05
solar flare intensity	12 773	689.41	6520.59	231 300	323 ± 89	1.79(2)	1711 ± 384	1.00
quake intensity ($\times 10^3$)	19 302	24.54	563.83	63 096	0.794 ± 80.198	1.64(4)	$11 697 \pm 2159$	0.00
religious followers ($\times 10^6$)	103	27.36	136.64	1050	3.85 ± 1.60	1.8(1)	39 ± 26	0.42
freq. of surnames ($\times 10^3$)	2753	50.59	113.99	2502	111.92 ± 40.67	2.5(2)	239 ± 215	0.20
net worth (mil. USD)	400	2388.69	4167.35	46 000	900 ± 364	2.3(1)	302 ± 77	0.00
citations to papers	415 229	16.17	44.02	8904	160 ± 35	3.16(6)	3455 ± 1859	0.20
papers authored	401 445	7.21	16.52	1416	133 ± 13	4.3(1)	988 ± 377	0.90
hits to web sites	119 724	9.83	392.52	129 641	2 ± 13	1.81(8)	$50 981 \pm 16 898$	0.00
links to web sites	241 428 853	9.15	106 871.65	1 199 466	3684 ± 151	2.336(9)	$28 986 \pm 1560$	0.00



We'll explore various exponent measurement techniques in assignments.

power-law size distributions

The PoCSverse
Power-Law Size
Distributions
34 of 71

Our Intuition

Definition

Examples

Wild vs. Mild


CCDFs

Zipf's law


Zipf \leftrightarrow CCDF


References


Gaussians versus power-law size distributions:


 Mediocristan versus Extremistan

 Mild versus Wild (Mandelbrot)

 Example: Height versus wealth.



 See "The Black Swan" by Nassim Taleb. ^[17]

 Terrible if successful framing:
Black swans are not that
surprising ...



Turkeys ...

The PoCSverse
Power-Law Size
Distributions
35 of 71

Our Intuition

Definition

Examples

Wild vs. Mild

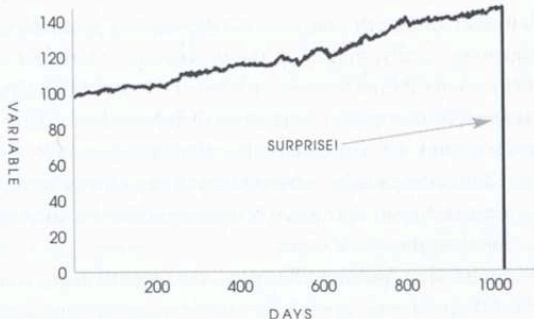
CCDFs

Zipf's law

Zipf \leftrightarrow CCDF

References

FIGURE 1: ONE THOUSAND AND ONE DAYS OF HISTORY









A turkey before and after Thanksgiving. The history of a process over a thousand days tells you nothing about what is to happen next. This naïve projection of the future from the past can be applied to anything.



From "The Black Swan" [17]

Mediocristan/Extremistan

-  Most typical member is mediocre/Most typical is either giant or tiny
-  Winners get a small segment/Winner take almost all effects
-  When you observe for a while, you know what's going on/It takes a very long time to figure out what's going on
-  Prediction is easy/Prediction is hard
-  History crawls/History makes jumps
-  Tyranny of the collective/Tyranny of the rare and accidental



Size distributions:



Power-law size distributions are sometimes called Pareto distributions after Italian scholar Vilfredo Pareto.

- ☰ Pareto noted wealth in Italy was distributed unevenly (80–20 rule; misleading).
- ☰ Term used especially by practitioners of the Dismal Science.

The PoCverse
Power-Law Size
Distributions
37 of 71

[Our Intuition](#)

[Definition](#)

[Examples](#)

[Wild vs. Mild](#)

[CCDFs](#)

[Zipf's law](#)

[Zipf \$\leftrightarrow\$ CCDF](#)

[References](#)



Devilish power-law size distribution details:

The PoCSverse
Power-Law Size
Distributions
38 of 71

Our Intuition

Definition

Examples

Wild vs. Mild


CCDFs

Zipf's law


Zipf \Leftrightarrow CCDF


References


Exhibit A:


 Given $P(x) = cx^{-\gamma}$ with $0 < x_{\min} < x < x_{\max}$,
the mean is ($\gamma \neq 2$):

$$\langle x \rangle = \frac{c}{2 - \gamma} \left(x_{\max}^{2-\gamma} - x_{\min}^{2-\gamma} \right).$$

 Mean 'blows up' with upper cutoff if $\gamma < 2$.

 Mean depends on lower cutoff if $\gamma > 2$.

 $\gamma < 2$: Typical sample is large.

 $\gamma > 2$: Typical sample is small.

Insert assignment question 




And in general ...

Moments:

- 🧱 All moments depend only on cutoffs.
- 🧱 No internal scale that dominates/matters.
- 🧱 Compare to a Gaussian, exponential, etc.

For many real size distributions: $2 < \gamma < 3$


- 🧱 mean is finite (depends on lower cutoff)
- 🧱 $\sigma^2 =$ variance is 'infinite' (depends on upper cutoff)
- 🧱 Width of distribution is 'infinite'
- 🧱 If $\gamma > 3$, distribution is less terrifying and may be easily confused with other kinds of distributions.


Insert assignment question 




Moments

Standard deviation is a mathematical convenience:


 Variance is nice analytically ...


 Another measure of distribution width:

$$\text{Mean average deviation (MAD)} = \langle |x - \langle x \rangle| \rangle$$

 For a pure power law with $2 < \gamma < 3$:

$$\langle |x - \langle x \rangle| \rangle \text{ is finite.}$$


 But MAD is mildly unpleasant analytically ...

 We still speak of infinite 'width' if $\gamma < 3$.





How sample sizes grow ...

Given $P(x) \sim cx^{-\gamma}$:

 We can show that after n samples, we expect the largest sample to be¹

$$x_1 \gtrsim c' n^{1/(\gamma-1)}$$

 Sampling from a finite-variance distribution gives a much slower growth with n .

 e.g., for $P(x) = \lambda e^{-\lambda x}$, we find


$$x_1 \gtrsim \frac{1}{\lambda} \ln n.$$

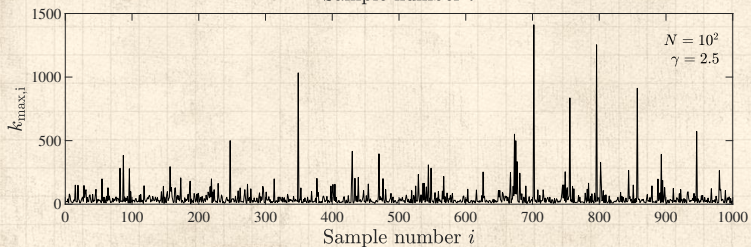
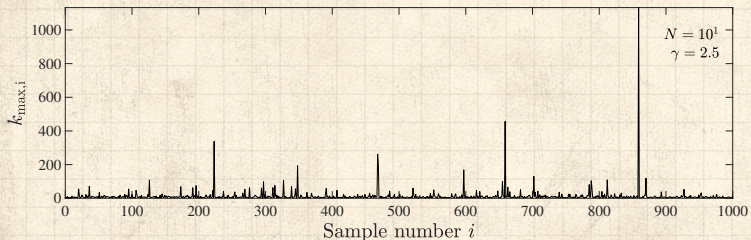
[Insert assignment question](#) 


[Insert assignment question](#) 

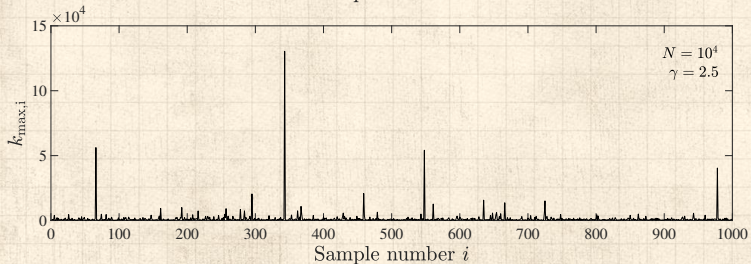
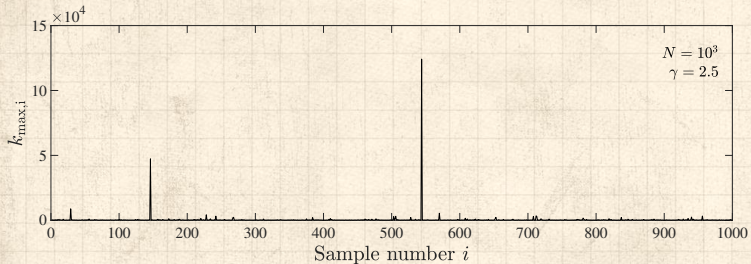
¹Later, we see that the largest sample grows as n^ρ where ρ is the Zipf exponent




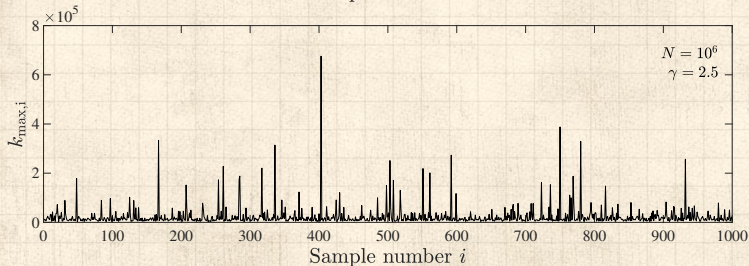
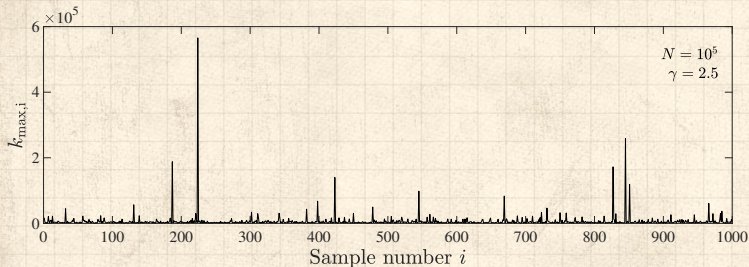
 $\gamma = 5/2$, maxima of N samples, $n = 1000$ sets of samples:




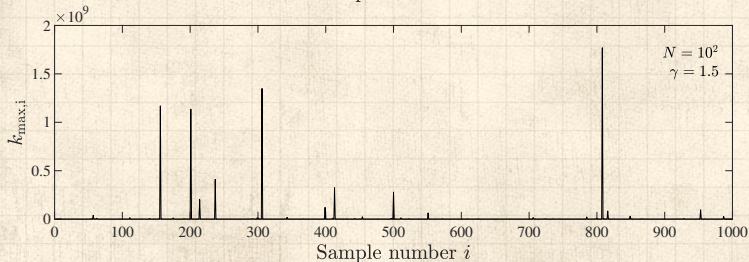
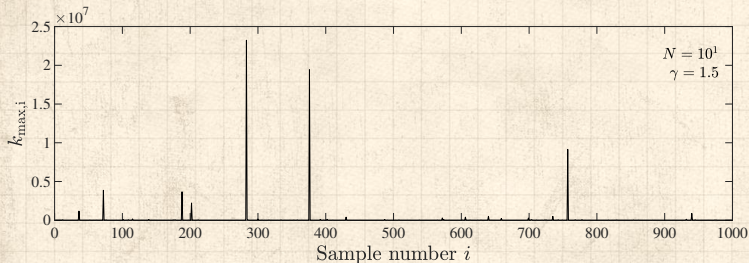
 $\gamma = 5/2$, maxima of N samples, $n = 1000$ sets of samples:




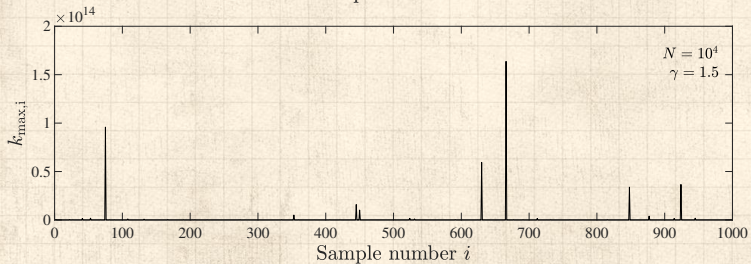
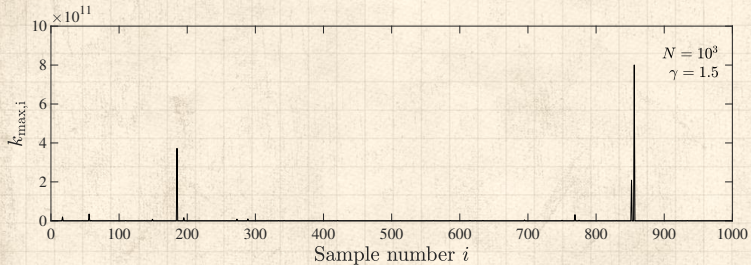
 $\gamma = 5/2$, maxima of N samples, $n = 1000$ sets of samples:




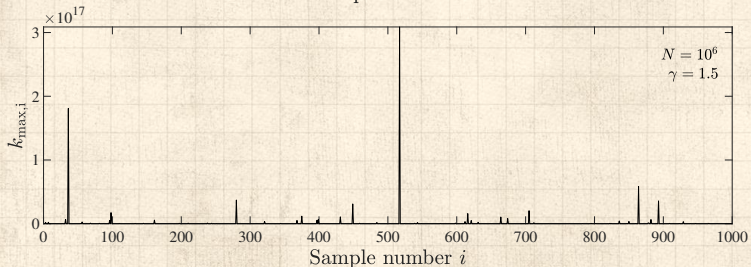
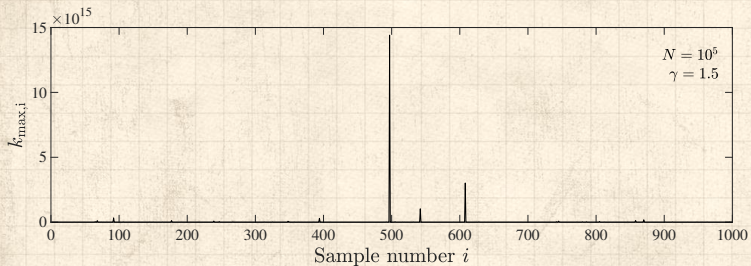
 $\gamma = 3/2$, maxima of N samples, $n = 1000$ sets of samples:



 $\gamma = 3/2$, maxima of N samples, $n = 1000$ sets of samples:

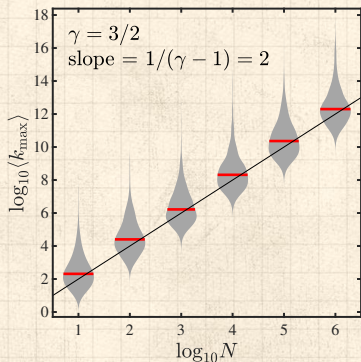
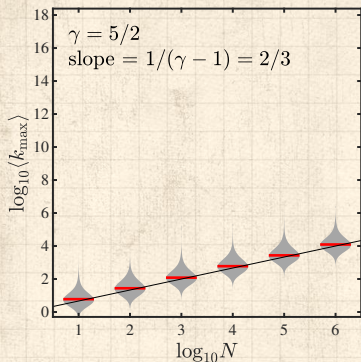


 $\gamma = 3/2$, maxima of N samples, $n = 1000$ sets of samples:





Scaling of expected largest value as a function of sample size N :



Fit for $\gamma = 5/2$: $k_{\max} \sim N^{0.660 \pm 0.066}$ (sublinear)



Fit for $\gamma = 3/2$: $k_{\max} \sim N^{2.063 \pm 0.215}$ (superlinear)

95% confidence interval



Complementary Cumulative Distribution Function:

CCDF:



$$P_{\geq}(x) = P(x' \geq x) = 1 - P(x' < x)$$



$$= \int_{x'=x}^{\infty} P(x') dx'$$



$$\propto \int_{x'=x}^{\infty} (x')^{-\gamma} dx'$$



$$= \frac{1}{-\gamma + 1} (x')^{-\gamma+1} \Big|_{x'=x}^{\infty}$$



$$\propto x^{-(\gamma-1)}$$



Complementary Cumulative Distribution Function:

CCDF:



$$P_{\geq}(x) \propto x^{-(\gamma-1)}$$



Use when tail of P follows a power law.



Increases exponent by one.



Useful in cleaning up data.

The PoCverse
Power-Law Size
Distributions
50 of 71

Our Intuition

Definition

Examples

Wild vs. Mild

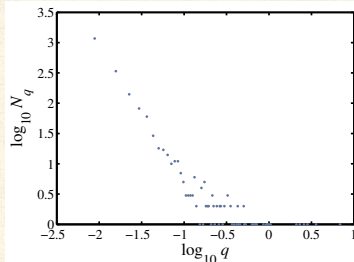
CCDFs

Zipf's law

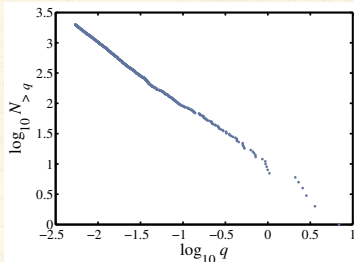
Zipf \Leftrightarrow CCDF

References


PDF:



CCDF:



Complementary Cumulative Distribution Function:


 Same story for a discrete variable: $P(k) \sim ck^{-\gamma}$.



$$P_{\geq}(k) = P(k' \geq k)$$

$$= \sum_{k'=k}^{\infty} P(k')$$

$$\propto k^{-(\gamma-1)}$$

 Use integrals to approximate sums.



Our Intuition

Definition

Examples

Wild vs. Mild


CCDFs

Zipf's law

Zipf \Leftrightarrow CCDF

References

The Boggoracle Speaks:



Zipfian rank-frequency plots

The PoCverse
Power-Law Size
Distributions
53 of 71

Our Intuition

Definition

Examples

Wild vs. Mild




CCDFs

Zipf's law



Zipf \leftrightarrow CCDF


References

George Kingsley Zipf:

-  Noted various rank distributions have power-law tails, often with exponent -1 (word frequency, city sizes, ...)
-  Zipf's 1949 Magnum Opus 



“Human Behaviour and the Principle of Least-Effort”  
by G. K. Zipf (1949). ^[20]

-  We'll study Zipf's law in depth ...



Zipfian rank-frequency plots

Zipf's way:


- Given a collection of entities, rank them by size, largest to smallest.
- x_r = the size of the r th ranked entity.
- $r = 1$ corresponds to the largest size.
- Example: x_1 could be the frequency of occurrence of the most common word in a text.
- Zipf's observation:

$$x_r \propto r^{-\alpha}$$




Ranks can be confusing ...

Free Guy
2021/08/13



Free Guy , a Mariah Carey delivery vehicle.





The PoCverse
Power-Law Size
Distributions
56 of 71

Our Intuition

Definition

Examples

Wild vs. Mild

CCDFs

Zipf's law

Zipf \leftrightarrow CCDF

References

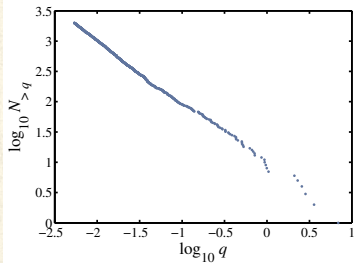
Nature (2014):
Most cited papers
of all time



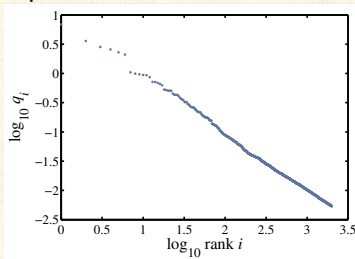
Size distributions:

Brown Corpus (1,015,945 words):

CCDF:



Zipf:



The, of, and, to, a, ...= 'objects'



'Size' = word frequency



Beep: (Important) CCDF and Zipf plots are related

...

The PoCSverse
Power-Law Size
Distributions
57 of 71

Our Intuition

Definition

Examples

Wild vs. Mild

CCDFs

Zipf's law

Zipf \Leftrightarrow CCDF

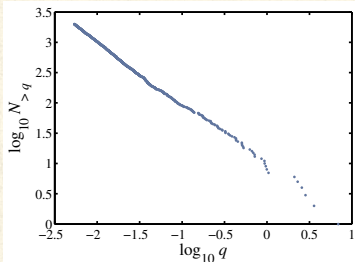
References



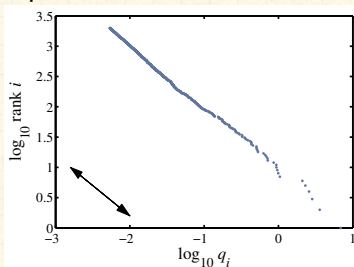
Size distributions:




Brown Corpus (1,015,945 words):

CCDF:



Zipf:



-  The, of, and, to, a, ... = 'objects'
-  'Size' = word frequency
-  **Beep:** (Important) CCDF and Zipf plots are related

...

The PoCverse
Power-Law Size
Distributions
58 of 71

Our Intuition

Definition

Examples

Wild vs. Mild

CCDFs


Zipf's law


Zipf \leftrightarrow CCDF

References



Observe:

 $NP_{\geq}(x)$ = the number of objects with size at least x where N = total number of objects.

 If an object has size x_r , then $NP_{\geq}(x_r)$ is its rank r .


 So

$$x_r \propto r^{-\alpha} = (NP_{\geq}(x_r))^{-\alpha}$$

$$\propto x_r^{-(\gamma-1)(-\alpha)} \text{ since } P_{\geq}(x) \sim x^{-(\gamma-1)}.$$

We therefore have $1 = -(\gamma - 1)(-\alpha)$ or:

$$\alpha = \frac{1}{\gamma - 1}$$

 A rank distribution exponent of $\alpha = 1$ corresponds to a size distribution exponent $\gamma = 2$.

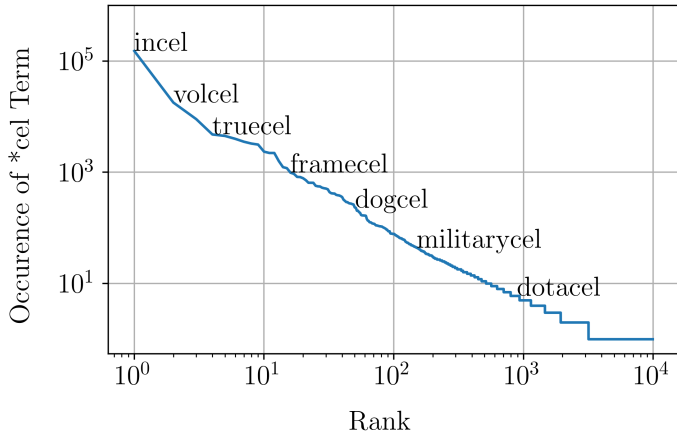


Incel typology:



"The incel lexicon: Deciphering the emergent cryptolect of a global misogynistic community" ↗

Gothard et al.,
, 2021. [7]



The PoCSverse
Power-Law Size
Distributions
60 of 71

Our Intuition

Definition

Examples

Wild vs. Mild

CCDFs

Zipf's law

Zipf ↔ CCDF

References





"Zipf's Law in the Popularity Distribution of Chess Openings" ↗

Blasius and Tönjes,
Phys. Rev. Lett., **103**, 218701, 2009. [3]

- Examined all games of varying game depth d in a set of chess databases.
- n = popularity = how many times a specific game path appears in databases.
- $S(n; d)$ = number of depth d games with popularity n .
- Show "the frequencies of opening moves are distributed according to a power law with an exponent that increases linearly with the game depth, whereas the pooled distribution of all opening weights follows Zipf's law with universal exponent."
- Propose hierarchical fragmentation model that produces self-similar game trees.



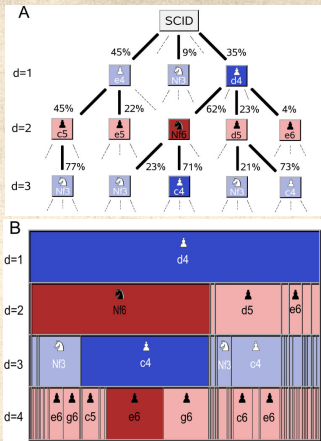


FIG. 1 (color online). (a) Schematic representation of the weighted game tree of chess based on the SCIDBASE [6] for the first three half moves. Each node indicates a state of the game. Possible game continuations are shown as solid lines together with the branching ratios r_d . Dotted lines symbolize other game continuations, which are not shown. (b) Alternative representation emphasizing the successive segmentation of the set of games, here indicated for games following a 1.d4 opening until the fourth half move $d = 4$. Each node σ is represented by a box of a size proportional to its frequency n_σ . In the subsequent half move these games split into subsets (indicated vertically below) according to the possible game continuations. Highlighted in (a) and (b) is a popular opening sequence 1.d4 Nf6 2.c4 e6 (Indian defense).

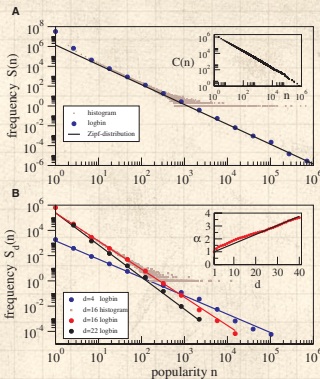


FIG. 2 (color online). (a) Histogram of weight frequencies $S(n)$ of openings up to $d = 40$ in the Scid database and with logarithmic binning. A straight line fit (not shown) yields an exponent of $\alpha = 2.05$ with a goodness of fit $R^2 > 0.9992$. For comparison, the Zipf distribution Eq. (8) with $\mu = 1$ is indicated as a solid line. Inset: number $C(n) = \sum_{m=n+1}^N S(m)$ of openings with a popularity $m > n$. $C(n)$ follows a power law with exponent $\alpha = 1.04$ ($R^2 = 0.994$). (b) Number $S_d(n)$ of openings of depth d with a given popularity n for $d = 16$ and histograms with logarithmic binning for $d = 4$, $d = 16$, and $d = 22$. Solid lines are regression lines to the logarithmically binned data ($R^2 > 0.99$ for $d < 35$). Inset: slope α_d of the regression line as a function of d and the analytical estimation Eq. (6) using $N = 1.4 \times 10^6$ and $\beta = 0$ (solid line).

The PoCVerse
Power-Law Size
Distributions
62 of 71

Our Intuition

Definition

Examples

Wild vs. Mild

CCDFs

Zipf's law

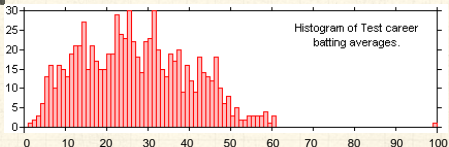
Zipf \leftrightarrow CCDF

References



The Don. ↗

Extreme deviations in test cricket:



Don Bradman's batting average ↗

= 166% next best.



That's pretty solid.



Later in the course: Understanding success—is the Mona Lisa like Don Bradman?

The PoCverse
Power-Law Size
Distributions
63 of 71

Our Intuition

Definition

Examples

Wild vs. Mild

CCDFs

Zipf's law

Zipf ↔ CCDF

References



A good eye:

The PoCverse
Power-Law Size
Distributions
64 of 71

Our Intuition

Definition

Examples

Wild vs. Mild

CCDFs

Zipf's law

Zipf \Leftrightarrow CCDF

References

<https://www.youtube.com/watch?v=9o6vTXgYdqA?rel=0>



The great Paul Kelly's tribute to the man who was "Something like the tide"



References I

- [1] P. Bak, K. Christensen, L. Danon, and T. Scanlon.
Unified scaling law for earthquakes.
[Phys. Rev. Lett., 88:178501, 2002. pdf](#)
- [2] A.-L. Barabási and R. Albert.
Emergence of scaling in random networks.
[Science, 286:509–511, 1999. pdf](#)
- [3] B. Blasius and R. Tönjes.
Zipf's law in the popularity distribution of chess openings.
[Phys. Rev. Lett., 103:218701, 2009. pdf](#)
- [4] K. Christensen, L. Danon, T. Scanlon, and P. Bak.
Unified scaling law for earthquakes.
[Proc. Natl. Acad. Sci., 99:2509–2513, 2002. pdf](#)



References II

- [5] A. Clauset, C. R. Shalizi, and M. E. J. Newman.
Power-law distributions in empirical data.
[SIAM Review](#), 51:661–703, 2009. pdf ↗
- [6] D. J. de Solla Price.
Networks of scientific papers.
[Science](#), 149:510–515, 1965. pdf ↗
- [7] K. Gothard, D. R. Dewhurst, J. A. Minot, J. L. Adams, C. M. 5-Danforth, and P. S. Dodds.
The incel lexicon: Deciphering the emergent
cryptolect of a global misogynistic community,
2021.
Available online at
<https://arxiv.org/abs/2105.12006>. pdf ↗



References III

- [8] P. Grassberger.
Critical behaviour of the Drossel-Schwabl forest fire model.
[New Journal of Physics, 4:17.1–17.15, 2002. pdf](#) ↗
- [9] B. Gutenberg and C. F. Richter.
Earthquake magnitude, intensity, energy, and acceleration.
[Bull. Seism. Soc. Am., 499:105–145, 1942. pdf](#) ↗
- [10] J. Holtsmark.
Über die verbreiterung von spektrallinien.
[Ann. Phys., 58:577–630, 1919. pdf](#) ↗
- [11] R. Munroe.
Thing Explainer: Complicated Stuff in Simple Words.
Houghton Mifflin Harcourt, 2015.





References IV

- [12] M. E. J. Newman.
Power laws, Pareto distributions and Zipf's law.
[Contemporary Physics](#), 46:323–351, 2005. [pdf](#) ↗
- [13] M. I. Norton and D. Ariely.
Building a better America—One wealth quintile at a time.
[Perspectives on Psychological Science](#), 6:9–12, 2011. [pdf](#) ↗
- [14] D. D. S. Price.
A general theory of bibliometric and other cumulative advantage processes.
[Journal of the American Society for Information Science](#), pages 292–306, 1976. [pdf](#) ↗



References V

- [15] L. F. Richardson.
Variation of the frequency of fatal quarrels with
magnitude.
[J. Amer. Stat. Assoc., 43:523–546, 1949.](#)
- [16] H. A. Simon.
On a class of skew distribution functions.
[Biometrika, 42:425–440, 1955.](#) [pdf](#) 
- [17] N. N. Taleb.
The Black Swan.
Random House, New York, 2007.
- [18] G. U. Yule.
A mathematical theory of evolution, based on the
conclusions of Dr J. C. Willis, F.R.S.
[Phil. Trans. B, 213:21–87, 1925.](#) [pdf](#) 



References VI

- [19] Y.-X. Zhu, J. Huang, Z.-K. Zhang, Q.-M. Zhang, T. Zhou, and Y.-Y. Ahn.
Geography and similarity of regional cuisines in China.

[PLoS ONE, 8:e79161, 2013. pdf](#) 

- [20] G. K. Zipf.
Human Behaviour and the Principle of Least-Effort.
Addison-Wesley, Cambridge, MA, 1949.

The PoCverse
Power-Law Size
Distributions
71 of 71

[Our Intuition](#)

[Definition](#)

[Examples](#)

[Wild vs. Mild](#)

[CCDFs](#)

[Zipf's law](#)

[Zipf \$\Leftrightarrow\$ CCDF](#)

[References](#)

